

شكراً لتحميلك هذا الملف من موقع المناهج الإماراتية



كراسة تعلم الأحرف My booklet phonics

[موقع المناهج](#) ⇨ [المناهج الإماراتية](#) ⇨ [الصف الأول](#) ⇨ [لغة انجليزية](#) ⇨ [الفصل الثاني](#) ⇨ [الملف](#)

تاريخ نشر الملف على موقع المناهج: 19-04-2019 19:28:32 | اسم المدرس: Salman Amal

التواصل الاجتماعي بحسب الصف الأول



روابط مواد الصف الأول على تلغرام

[الرياضيات](#)

[اللغة الانجليزية](#)

[اللغة العربية](#)

[التربية الاسلامية](#)

المزيد من الملفات بحسب الصف الأول والمادة لغة انجليزية في الفصل الثاني

[مراجعة شاملة Revision](#)

1

[نموذج أسئلة الامتحان](#)

2

[نموذج امتحان محادثة Test Speaking](#)

3

[امتحان استماع ومحادثة مستوى 1.1](#)

4

[مراجعة Phonics review لامتحان الاستماع](#)

5



مؤسسة الإمارات
للتعليم المدرسي
EMIRATES SCHOOLS
ESTABLISHMENT

A Phonics
B **C**



























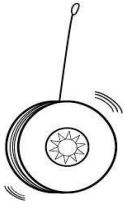

My Phonics Booklet

Grade 1 - Term 2

My name is.....

I'm in grade 1\


Alphabet sound chart

Aa 	Bb 	Cc 	Dd 	Ee 
Ff 	Gg 	Hh 	Ii 	Jj 
Kk 	Ll 	Mm 	Nn 	Oo 
Pp 	Qq 	Rr 	Ss 	Tt 
Uu 	Vv 	Ww 	Xx 	Yy 
Zz 				

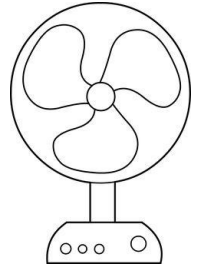
Phonics /Ff/

Ff


finger



fan



fish



frog




😊 Lets trace letter Ff :

Tracing practice for uppercase 'F' and lowercase 'f' on a four-line grid. Each row shows a solid example with stroke order numbers and arrows, followed by four dashed lines for tracing.


- Row 1: Uppercase 'F'. Stroke 1 is a vertical line down, stroke 2 is a top horizontal line to the right, and stroke 3 is a middle horizontal line to the right.
- Row 2: Uppercase 'F' (repeated).
- Row 3: Lowercase 'f'. Stroke 1 is a curve starting from the top line, going down and then up to the middle line. Stroke 2 is a horizontal line to the right from the middle line.
- Row 4: Lowercase 'f' (repeated).
- Row 5: Lowercase 'f' (repeated).

Phonics /Ff/

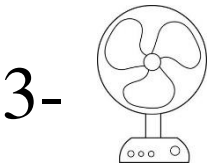
A/ Look at the picture ,read , circle the correct word:



fish \ frog \ fan \ finger



fish \ frog \ fan \ finger




fish \ frog \ fan \ finger



fish \ frog \ fan \ finger

B / Look at the picture , write the correct word:

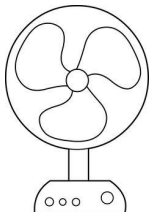
Finger \ fish \ fan \ frog



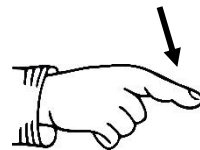
1- _____



2- _____



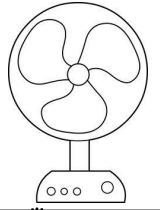


3- _____



4- _____

Phonics /Ff/

☺ Lets trace, write and colour :



fish	finger	frog	fan
------	--------	------	-----


fish	finger	frog	fan
------	--------	------	-----

fish	finger	frog	fan
------	--------	------	-----

Phonics /Ll/

Ll

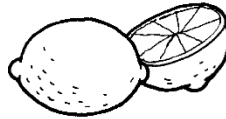
leaf




leg



lemon



lion



😊 Lets trace letter Ll :

Tracing practice for the letter 'Ll' on four sets of handwriting lines. Each set consists of a top blue line, a middle dashed line, and a bottom red line. The first letter in each set is solid black with numbered arrows: '1' for the vertical stroke and '2' for the horizontal stroke. The following letters are dashed for tracing.

Phonics /L1/


A/ Look at the picture ,read , circle the correct word:

1-



leaf \ lion \ lemon \ leg

2-



leaf \ lion \ lemon \ leg

3-



leaf \ lion \ lemon \ leg

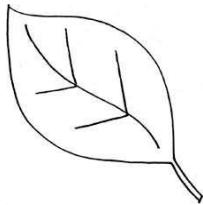
4-



leaf \ lion \ lemon \ leg

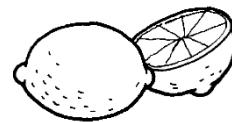
B / Look at the picture , write the correct word:

lion \ leaf \ leg \ lemon




1-

2-






3-

4-



Phonics /L/

☺ Lets trace, write and colour :



leg lion leaf lemon

leg lion leaf lemon

leg lion leaf lemon

Phonics – ff and ll

1 / Look at the letters. Say ff and ll :

ff

coffee



cliff



ll

shell



ball



2 / Look at the picture ,read , circle the correct word:

1-



coffee \ cliff

2-



coffee \ cliff

3-



shell \ ball

4-



shell \ ball

Phonics \ll\, \ff\

☺ Lets trace, write and colour :



ball

shell

cliff

coffee

ball

shell

cliff

coffee

ball

shell


cliff

coffee

Phonics \ll\, \ff\

A-Circle the correct word:

1-



-dish
-fish

2-



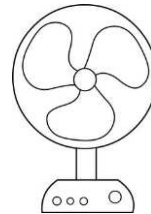
-cliff
-mall

3-



-bell
-shell

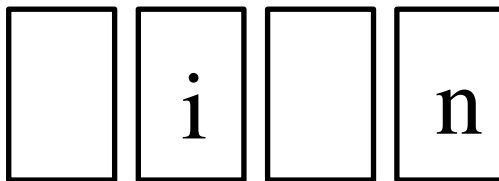

4-



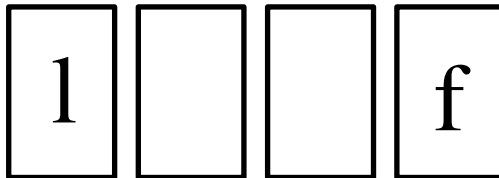
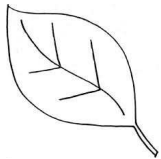
-man
-fan

B-Complete the following words :

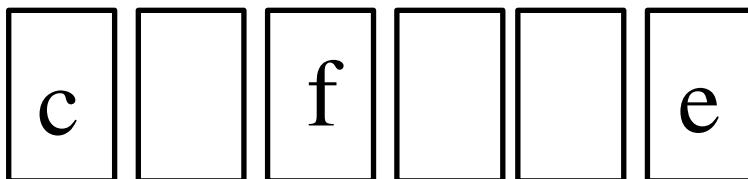
1-



2-



3-



Phonics /L1/

V v

van



vase



vet



violin



☺ Lets trace letter Vv:


Tracing practice for the letter Vv. The page contains five rows of handwriting lines. Each row starts with a solid uppercase 'V' and lowercase 'v' showing stroke order: stroke 1 is a downward diagonal line from the top-left to the bottom, and stroke 2 is a downward diagonal line from the top-right to the bottom. This is followed by dashed versions of the letters for tracing.

Phonics /L1/


A/ Look at the picture ,read , circle the correct word:



violin \ van \ vet \ vase



violin \ van \ vet \ vase



violin \ van \ vet \ vase



violin \ van \ vet \ vase

B / Look at the picture , write the correct word:

vase \ vet \ violin \ van



1- _____

2- _____



3- _____

4- _____

Phonics /Ll/

☺ Lets trace, write and colour :



van

vase

vet

violin

van

vase

vet

violin

van


vase

vet

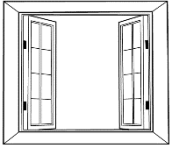
violin

Phonics /Ww/

web

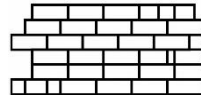


window



Ww

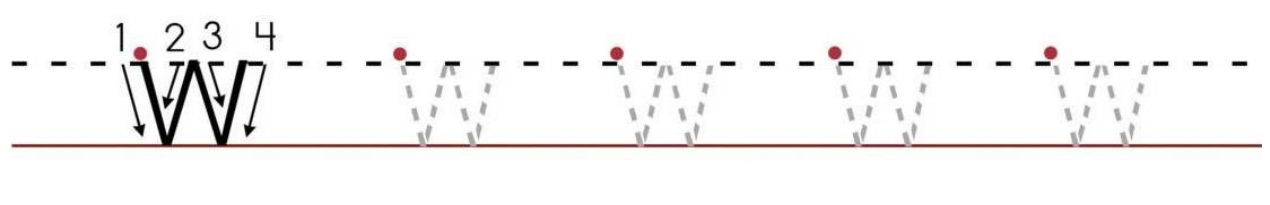
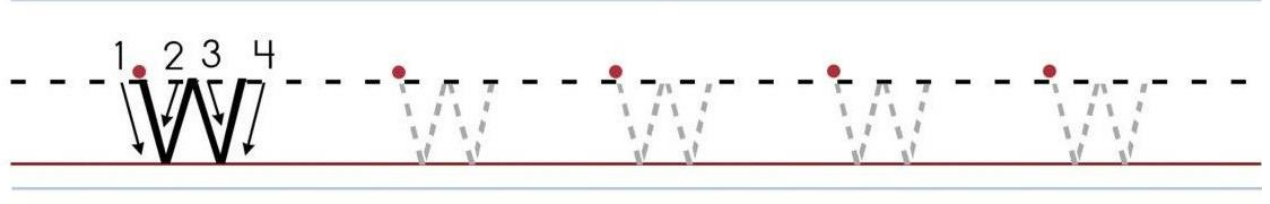
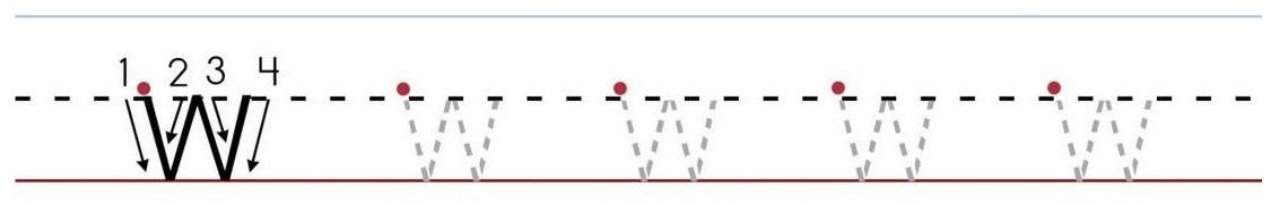
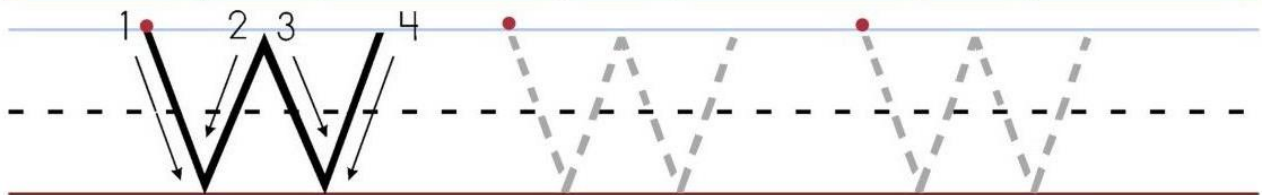
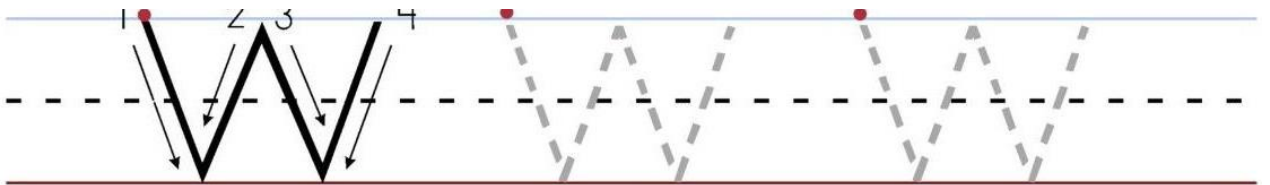
wall



watch




😊 Lets trace letter Ww:

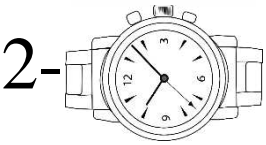


Phonics /Ww/

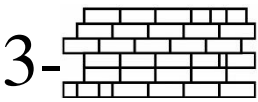
A/ Look at the picture ,read , circle the correct word:



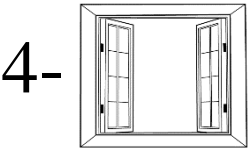
wall \ watch \ web \ window



wall \ watch \ web \ window



wall \ watch \ web \ window



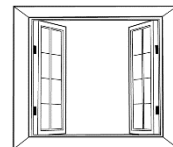
wall \ watch \ web \ window

B / Look at the picture , write the correct word:


window \ wall \ web \ watch



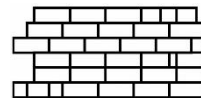
1- _____



2- _____




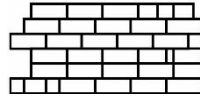


3- _____



4- _____

Phonics \Ww\

☺ Lets trace, write and colour :



web watch wall window

web watch wall window


web watch wall window

"I see" complete the sentence :

1-

I see

a lion




2-

a frog




3-

a fish



4-

a van

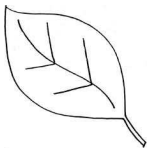


5-

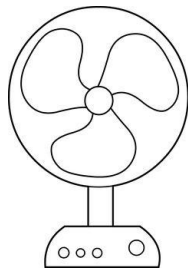
a watch



- Write the missing letters:



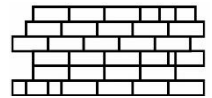
1- l _ _ f



2- f _ _



3- _ e _



4- wa _ _

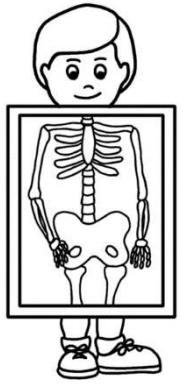
Phonics /Xx/

Xx

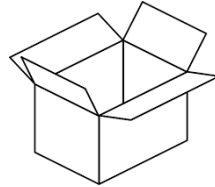
fox



X-ray



box



six

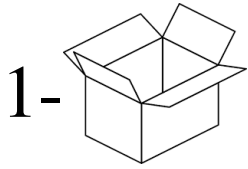
6

☺ Lets trace letter Xx :


Tracing practice for the letter Xx. The page contains five rows of handwriting lines. Each row starts with a solid black letter 'X' (or 'x' for the smaller rows) with numbered arrows (1 and 2) showing the stroke order. This is followed by three dashed 'X' (or 'x') characters for tracing. The first row is for uppercase 'X', and the subsequent four rows are for lowercase 'x'.

Phonics /Xx/

A/ Look at the picture ,read , circle the correct word:



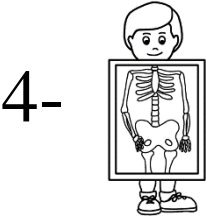
fox \ box \ six \ x-ray



fox \ box \ six \ x-ray



fox \ box \ six \ x-ray

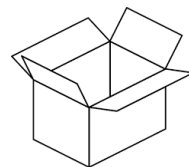


fox \ box \ six \ x-ray

B / Look at the picture , write the correct word:

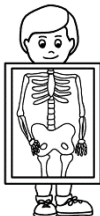
X-ray \ fox \ six \ box

6



1- _____

2- _____



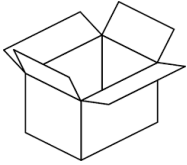
3- _____



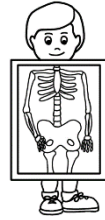
4- _____

Phonics /Xx/

☺ Lets trace, write and colour :



6



box

fox

six

X-ray

box

fox

six

X-ray

box

fox

six

X-ray

Phonics / Yy/

Yy

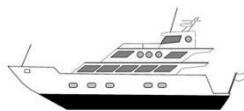
yo-yo




yawn



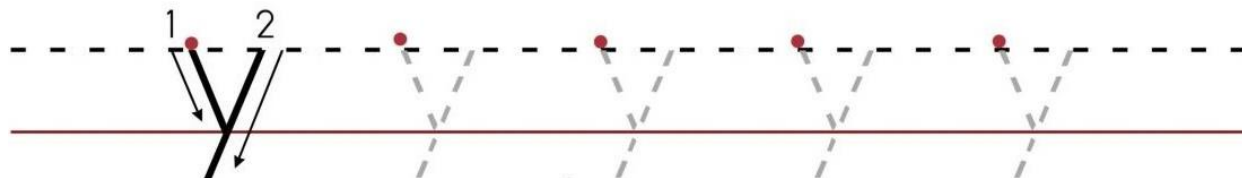
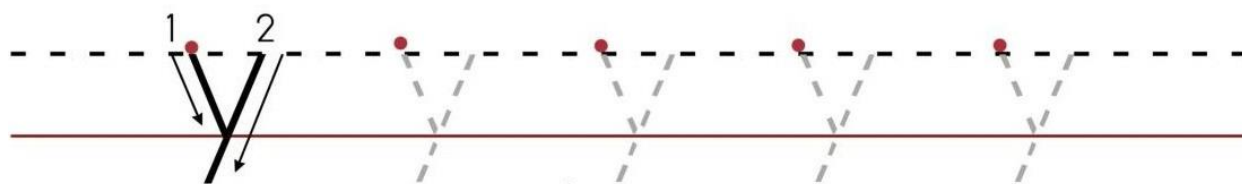
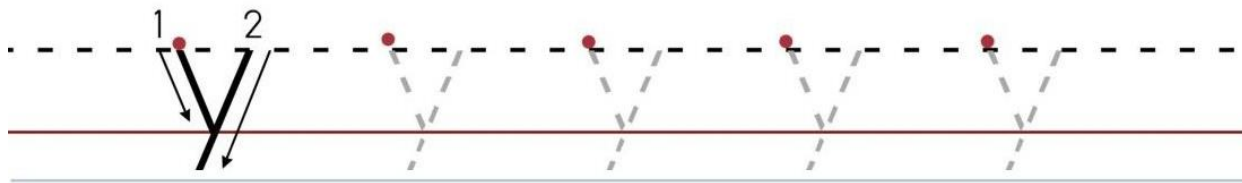
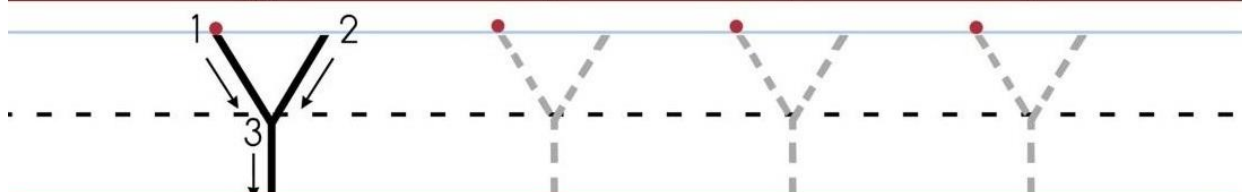
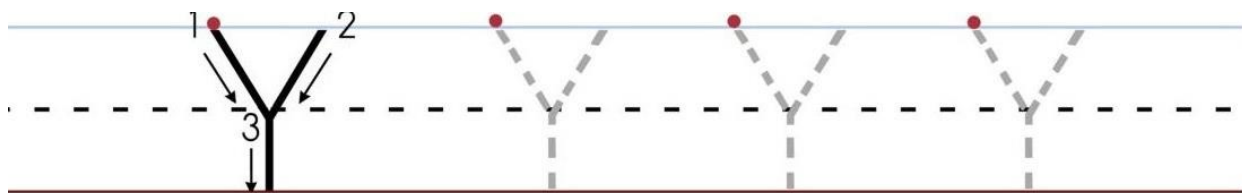
yacht



yellow



☺ Lets trace letter Yy :

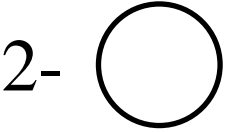


Phonics / Yy/

A/ Look at the picture ,read , circle the correct word:



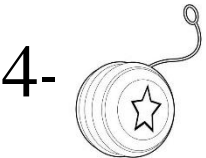
Yacht \ yo-yo \ yawn \ yellow



Yacht \ yo-yo \ yawn \ yellow



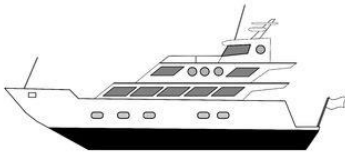
Yacht \ yo-yo \ yawn \ yellow



Yacht \ yo-yo \ yawn \ yellow


B / Look at the picture , write the correct word:

Yawn \ yellow \ yo-yo \ yacht



1- _____

2- _____




3- _____

4- _____

Phonics / Yy/

☺ Lets trace, write and colour :




yacht yellow yo-yo yawn

yacht yellow yo-yo yawn

yacht yellow yo-yo yawn

Phonics / Zz/

zoo



zero

0

Zz

zigzag



zebra



☺ Lets trace letter Zz:

Tracing practice for the letter Zz. The page contains five rows of handwriting lines. Each row consists of a solid blue top line, a dashed black middle line, and a solid red bottom line. The first letter in each row is a solid black 'Z' with a red starting dot at the top left and numbered arrows indicating the stroke order: 1. horizontal right, 2. diagonal down-left, 3. horizontal right. The remaining letters in each row are dashed grey 'Z's for tracing.

Phonics / Zz/

A/ Look at the picture ,read , circle the correct word:

1- 0

zoo \ zero \ zigzag \ zebra

2-




zoo \ zero \ zigzag \ zebra

3-



zoo \ zero \ zigzag \ zebra

4-



zoo \ zero \ zigzag \ zebra

B / Look at the picture , write the correct word:


zigzag \ zoo \ zebra \ zero



1-

2-

0



3-


4-



Phonics / Zz/

☺ Lets trace, write and colour :

0



zero zebra zigzag zoo

zero zebra zigzag zoo

zero zebra zigzag zoo

Phonics – zz


1 / Look at the letters. Say zz and read the words :

ZZ

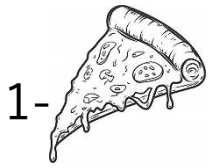
pizza



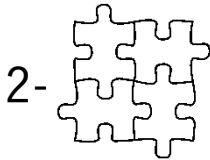
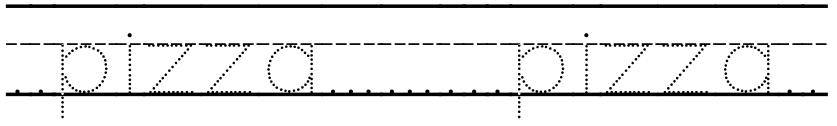
puzzle



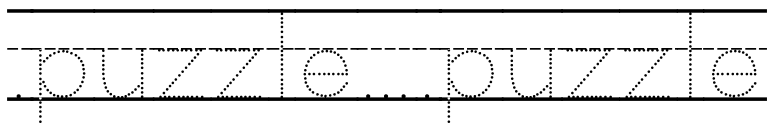
2 / lets trace the words :




pizza




puzzle




3 / Look at the picture ,read , circle the correct word:



zebra \ pizza \ zero \ puzzle



zebra \ pizza \ zero \ puzzle



zebra \ pizza \ zero \ puzzle




zebra \ pizza \ zero \ puzzle

Phonics /Qq/

queen

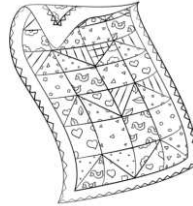


quiet



Qq

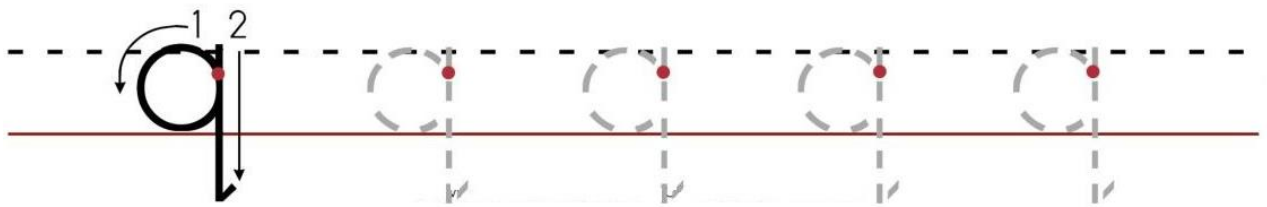
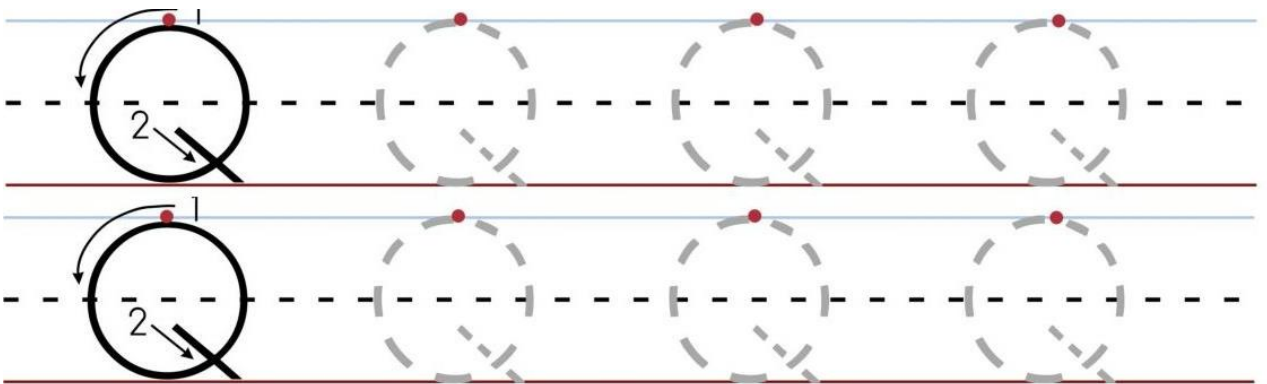
quilt



question



☺ Lets trace letter Qq:



Phonics /Qq/

A/ Look at the picture ,read , circle the correct word:

1-  quiet \ queen \ question \ quilt


2-  quiet \ queen \ question \ quilt

3-  quiet \ queen \ question \ quilt

4-  quiet \ queen \ question \ quilt

B / Look at the picture , write the correct word:

question \ quilt \ queen \ quiet



1- _____

2- _____




3- _____

4- _____

Phonics /Qq/

☺ Lets trace, write and colour :



quiet

queen

quilt

quiet

queen

quilt

quiet


queen

quilt

Phonics /ch/

Ch

cherry



chair



child



cheese



☺ Add "ch" the draw a line to match the word to the correct picture:


1- ___ air



2- ___ eese




3- ___ erry




4- ___ ild



Phonics /ch/



beach \ chicken \ chili \ chocolate



beach \ chicken \ chili \ chocolate



beach \ chicken \ chili \ chocolate




beach \ chicken \ chili \ chocolate

☺ Lets write the missing letters:




1- ___ oco ___ te



2- ___ il ___




3- ___ ick ___



4-bea ___

Phonics \Ch\

☺ Lets trace, write and colour :





cherry chair child chips

cherry chair child chips

cherry chair child chips

Phonics \sh\

☺ Lets trace, write and colour :



shark shoes shop sheep

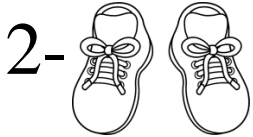
shark shoes shop sheep

shark shoes shop sheep

Phonics /sh/




shoes \ shop \ shark \ sheep



shoes \ shop \ shark \ sheep




shoes \ shop \ shark \ sheep


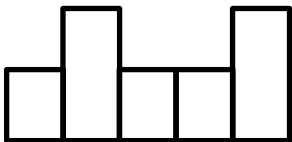


shoes \ shop \ sheep \ shark

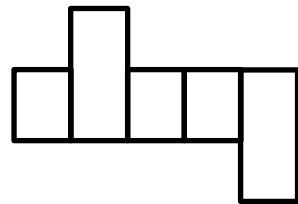
☺ Lets write the missing letters:



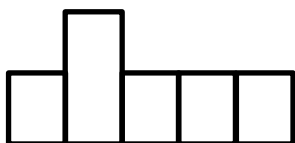
1-



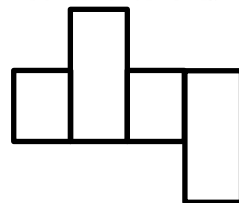
2-



3-



4-



☺ What can you see ? Complete the sentence:


1- I can see a




2- I can see a



3- I can see a




4- I can see a




5- I can see




☺ Circle the correct answer:



ch \ sh



ch \ sh



ch \ sh



ch \ sh




ch \ sh



ch \ sh



ch \ sh



ch \ sh

Phonics \ph\

☺ Lets trace, write and colour :



photo phone dolphin trophy

photo phone dolphin trophy

photo phone dolphin trophy

Phonics \ph\

1-  phone \ trophy \ photo \ dolphin

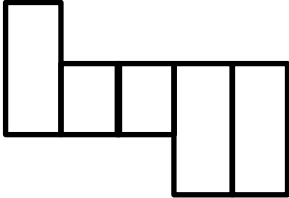
2-  phone \ trophy \ photo \ dolphin

3-  phone \ trophy \ photo \ dolphin

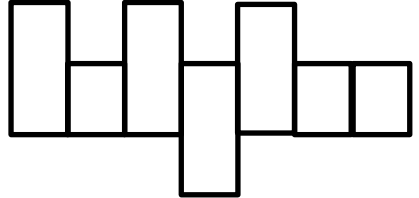
4-  phone \ trophy \ photo \ dolphin

☺ Lets write the missing letters:

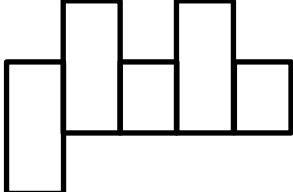


1- 

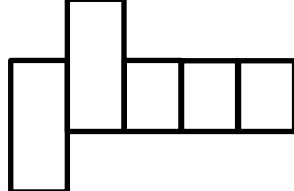


2- 

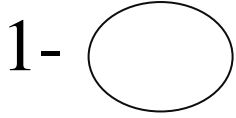


3- 

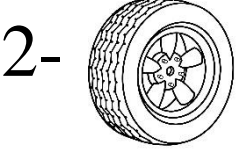


4- 

Phonics \wh\




wheel \ whale \ white \ whistle



wheel \ whale \ white \ whistle




wheel \ whale \ white \ whistle

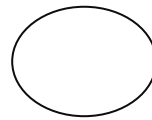


wheel \ whale \ white \ whistle

☺ Lets write the missing letters:



1- wh ___ e



2- ___ it ___



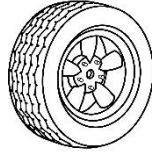
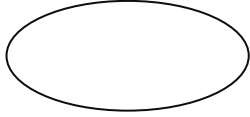

3- ___ ee ___



4- ___ i ___ e

Phonics \wh\

☺ Lets trace, write and colour :




whale white wheel whistle


whale white wheel whistle

whale white wheel whistle

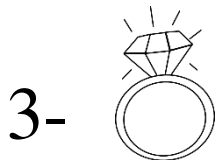
Phonics \ng\



Ring \ hang \ swing \ long



Ring \ hang \ swing \ long



Ring \ hang \ swing \ long



Ring \ hang \ swing \ long


☺ Lets write the missing letters:



1- ha _ _



2- ri _ _



3- l _ n _



4- _ w i _ _

Phonics \ng\

☺ Lets trace, write and colour :



ring swing long hang


ring swing long hang

ring swing long hang

Phonics \ng\


☺ Answer with Yes, it is or No, it isn't:

1-  Is it a ring?


2-  Is it a leg?


3-  Is it a whale?


4-  Is it a chair?

5-  Is it a leg?

☺ Draw a line to connect sounds:

1-  (r) (k) (n) (p)
(n) (i) (h) (g)

1-  (c) (e) (i) (d) (g)
(s) (w) (e) (n) (r)

3-  (h) (u) (n) (j)
(l) (a) (m) (g)



☺ Look at the picture and write what can you see:

... *I see*

.....

.....

.....

Phonics \th\

1-



think \ thumb \ throw \ three

2-



think \ thumb \ throw \ three

3-



think \ thumb \ throw \ three

4-



think \ thumb \ throw \ three

☺ Lets write the missing letters:



1- ___ ink



2-th___w



3-th___e___



4-___um___

Phonics \ng\

☺ Lets trace, write and colour :



3

think thumb throw three

think thumb throw three

think thumb throw three

Phonics \th\

1-



feather \ father \ mother \ weather

2-



feather \ father \ mother \ weather

3-



feather \ father \ mother \ weather

4-




feather \ father \ mother \ weather

☺ Lets write the missing letters:



1- ___ ___ ink



2-th ___ ___ w



3-th ___ e ___



4- ___ ___ um ___

Phonics \ng\

☺ Lets trace, write and colour :



mother father weather feather

mother father weather feather

mother father weather feather