


تم تحميل هذا الملف من موقع المناهج الإماراتية



الملف الخطة الأسبوعية للأسبوع الخامس الحلقة الثانية في مدرسة أبو أيوب الأنصاري

موقع المناهج ← المناهج الإماراتية ← ملفات مدرسية ← المدارس ← الفصل الأول

روابط مواقع التواصل الاجتماعي بحسب ملفات مدرسية



روابط مواد ملفات مدرسية على تلغرام

[الرياضيات](#)

[اللغة الانجليزية](#)

[اللغة العربية](#)

[التربية الاسلامية](#)

المزيد من الملفات بحسب ملفات مدرسية والمادة المدارس في الفصل الأول

[توجيهات بدء الدراسة للعام الدراسي الجديد](#)

1

[امتحانات منتصف الفصل الأول للصفين الحادي عشر والثاني عشر في مدرسة الشعلة الخاصة](#)

2

[امتحانات منتصف الفصل الأول للصفين التاسع والعاشر في مدرسة الشعلة الخاصة](#)

3

[امتحانات منتصف الفصل الأول للصفوف الخامس حتى الثامن في مدرسة الشعلة الخاصة](#)

4

[امتحانات منتصف الفصل الأول للصفوف الأول حتى الرابع في مدرسة الشعلة الخاصة](#)

5



Grade 9 Advanced Stream Mathematics (Reveal) Scheme of Work, Term 3, Academic Year 2022-2023

Purpose

- to define the **required** Advanced Stream Mathematics Student Learning Outcomes to be covered during the term for this grade
- to **recommend** the pace at which the Student Learning Outcomes are to be covered. The term's content is broken down into eight teaching weeks, allowing the coverage of topics within each week to be flexible.

Assessment

- Assessment details for Term 3 will be communicated separately.

Teachers should incorporate the Standards for Mathematical Practice (SMPs) in their instruction when and where appropriate. The Standards for Mathematical Practice are

1. Make sense of problems and persevere in solving them.
2. Reason abstractly and quantitatively.
3. Construct viable arguments and critique the reasoning of others.
4. Model with mathematics.
5. Use appropriate tools strategically.
6. Attend to precision.
7. Look for and make use of structure.
8. Look for and express regularity in repeated reasoning.


Why are the Standards for Mathematical Practice important?

The Standards for Mathematical Practice set expectations for using mathematical language and representations to reason, solve problems, and model in preparation for careers and a wide range of college majors.

Week 1: April 17 – 21, 2023 (Ramadan ends ~April 20; Eid al-Fitr ~April 20 – 23)

Integrated I Module 12 – Logical Arguments and Line Relationships

Lessons	Student Learning Outcomes	Common Core State Standards
M12L1 – Conjectures and Counterexamples	<ul style="list-style-type: none">• Write and analyze conjectures by using inductive reasoning.• Disprove conjectures by using counterexamples.	Preparation for future standards involving proofs.
M12L2 – Statements, Conditionals, and Biconditionals	<ul style="list-style-type: none">• Write compound statements for conjunctions and disjunctions and determine truth values of statements.• Identify hypotheses and conclusions of conditional statements and write related conditionals.• Write and analyze biconditional statements and determine truth values of biconditional statements.	



تم تحميل هذا الملف من

موقع المناهج الإماراتية

alManahj.com/ae


Week 2: April 24 – 28, 2023

Lessons	Student Learning Outcomes	Common Core State Standards
M12L6 – Proving Angle Relationships	<ul style="list-style-type: none"> • Prove theorems about angles by using the Angle Addition Postulate. • Prove theorems about angles by using properties and theorems of angle congruence. • Prove theorems about right angles. 	G.CO.9 Prove theorems about lines and angles.
M12L7 – Parallel Lines and Transversals	<ul style="list-style-type: none"> • Identify special angle pairs, parallel and skew lines, and transversals. • Find values by applying theorems about parallel lines and transversals. 	G.CO.1 Know precise definitions of angle, circle, perpendicular line, parallel line, and line segment, based on the undefined notions of point, line, distance along a line, and distance around a circular arc. G.CO.9 Prove theorems about lines and angles.
M12L8 – Slope and Equations of Lines	<ul style="list-style-type: none"> • Classify lines as parallel, perpendicular, or neither by comparing the slopes of the lines. • Classify lines as parallel, perpendicular, or neither by comparing the equations of the lines. 	G.GPE.5 Prove the slope criteria for parallel and perpendicular lines and use them to solve geometric problems (e.g., find the equation of a line parallel or perpendicular to a given line that passes through a given point).

موقع المناهج الإماراتية
 alManahj.com/ae

Week 3: May 1 – 5, 2023

Lessons	Student Learning Outcomes	Common Core State Standards
M12L9 – Proving Lines Parallel	<ul style="list-style-type: none">Apply angle relationship theorems to identify parallel lines and find missing values.	G.CO.9 Prove theorems about lines and angles. G.CO.12 Make formal geometric constructions with a variety of tools and methods (compass and straightedge, string, reflective devices, paper folding, dynamic geometric software, etc.).
M12L10 – Perpendiculars and Distance	<ul style="list-style-type: none">Use perpendicular lines to find the distance between a point and a line.Find the distance between parallel lines by using perpendicular distance.	G.CO.12 Make formal geometric constructions with a variety of tools and methods (compass and straightedge, string, reflective devices, paper folding, dynamic geometric software, etc.). G.MG.3 Apply geometric methods to solve problems (e.g., designing an object or structure to satisfy physical constraints or minimize cost; working with typographic grid systems based on ratios).



تم تحميل هذا الملف من


موقع المناهج الإماراتية

alManahj.com/ae

Week 4: May 8 – 12, 2023

Integrated I Module 13 – Transformations and Symmetry

Lessons	Student Learning Outcomes	Common Core State Standards
M13L1 – Reflections	<ul style="list-style-type: none">Use rigid motions to reflect figures on the coordinate plane and describe the effects of the reflections.	<p>G.CO.4 Develop definitions of rotations, reflections, and translations in terms of angles, circles, perpendicular lines, parallel lines, and line segments.</p> <p>G.CO.5 Given a geometric figure and a rotation, reflection, or translation, draw the transformed figure using, e.g., graph paper, tracing paper, or geometry software. Specify a sequence of transformations that will carry a given figure onto another.</p> <p>G.CO.6 Use geometric descriptions of rigid motions to transform figures and to predict the effect of a given rigid motion on a given figure; given two figures, use the definition of congruence in terms of rigid motions to decide if they are congruent.</p>
M13L2 – Translations	<ul style="list-style-type: none">Determine the translation vector.	



تم تحميل هذا الملف من

موقع المناهج الإماراتية

alManahj.com/ae

Week 5: May 15 – 19, 2023


Lessons	Student Learning Outcomes	Common Core State Standards
M13L3 – Rotations	<ul style="list-style-type: none"> Use rigid motions to rotate figures about points that are not the origin and describe the effects of the rotations. 	<p>G.CO.4 Develop definitions of rotations, reflections, and translations in terms of angles, circles, perpendicular lines, parallel lines, and line segments.</p> <p>G.CO.5 Given a geometric figure and a rotation, reflection, or translation, draw the transformed figure using, e.g., graph paper, tracing paper, or geometry software. Specify a sequence of transformations that will carry a given figure onto another.</p> <p>G.CO.6 Use geometric descriptions of rigid motions to transform figures and to predict the effect of a given rigid motion on a given figure; given two figures, use the definition of congruence in terms of rigid motions to decide if they are congruent.</p>
M13L6 – Symmetry	<ul style="list-style-type: none"> Use symmetry to describe the reflections that carry a figure onto itself. Use rotational symmetry to describe the rotations that carry a figure onto itself. 	<p>G.CO.3 Given a rectangle, parallelogram, trapezoid, or regular polygon, describe the rotations and reflections that carry it onto itself.</p> <p>G.CO.5 Given a geometric figure and a rotation, reflection, or translation, draw the transformed figure using, e.g., graph paper, tracing paper, or geometry software. Specify a sequence of transformations that will carry a given figure onto another.</p>

alManahj.com/ae

Week 6: May 22 – 26, 2023

Integrated I Module 14 – Triangles and Congruence

Lessons	Student Learning Outcomes	Common Core State Standards
M14L1 – Angles of Triangles	<ul style="list-style-type: none">• Prove the Triangle Angle-Sum Theorem and apply the theorem to solve problems.• Prove the Exterior Angle Theorem and apply the theorem to solve problems.• Prove the corollaries to the Triangle Angle-Sum Theorem and apply the corollaries to solve problems.	G.CO.10 Prove theorems about triangles.
M14L2 – Congruent Triangles	<ul style="list-style-type: none">• Use congruence criterion of corresponding congruent parts of triangles to solve problems.• Use the Third Angles Theorem and the properties of triangle congruence to solve problems and to prove relationships in geometric figures.	G.CO.7 Use the definition of congruence in terms of rigid motions to show that two triangles are congruent if and only if corresponding pairs of sides and corresponding pairs of angles are congruent. G.SRT.5 Use congruence and similarity criteria for triangles to solve problems and to prove relationships in geometric figures.




موقع المناهج الإماراتية

موقع المناهج الإماراتية

alManahj.com/ae

Week 7: May 29 – June 2, 2023

Lessons	Student Learning Outcomes	Common Core State Standards
M14L3 – Proving Triangles Congruent – SSS, SAS	<ul style="list-style-type: none">• Use the SSS congruence criterion for triangles to solve problems and prove relationships in geometric figures.• Use the SAS congruence criterion for triangles to solve problems and prove relationships in geometric figures.	G.CO.8 Explain how the criteria for triangle congruence (ASA, SAS, and SSS) follow from the definition of congruence in terms of rigid motions. G.CO.10 Prove theorems about triangles. G.SRT.5 Use congruence and similarity criteria for triangles to solve problems and to prove relationships in geometric figures.
M14L4 – Proving Triangles Congruent – ASA, AAS	<ul style="list-style-type: none">• Use the ASA congruence criterion for triangles to solve problems and prove relationships in geometric figures.• Use the AAS congruence criterion for triangles to prove relationships in geometric figures.	
M14L5 – Proving Right Triangles Congruent	<ul style="list-style-type: none">• Use the right triangle congruence theorems to prove relationships in geometric figures.	




تم تحميل هذا الملف من

موقع المناهج الإماراتية

alManahj.com/ae

Week 8: June 5 – 9, 2023		
Lessons	Student Learning Outcomes	Common Core State Standards
M14L6 – Isosceles and Equilateral Triangles	<ul style="list-style-type: none"> • Solve problems involving isosceles triangles. • Solve problems involving equilateral triangles. 	G.CO.10 Prove theorems about triangles. G.SRT.5 Use congruence and similarity criteria for triangles to solve problems and to prove relationships in geometric figures.

Week 9: June 12 – 16, 2023 Week 10: June 19 – 23, 2023 Week 11: June 26 – 30, 2023
Term 3 Revision and End-of-Term Exam Exam date to be determined by the Assessment Directorate



تم تحميل هذا الملف من

موقع المناهج الإماراتية

alManahj.com/ae