

كل ما يحتاجه الطالب في جميع الصفوف من أوراق عمل واختبارات ومذكرات، يجده هنا في الروابط التالية لأفضل مواقع تعليمي إماراتي 100 %


<u>تطبيق المناهج الإماراتية</u>	<u>الاجتماعيات</u>	<u>الرياضيات</u>
<u>الصفحة الرسمية على التلغرام</u>	<u>الاسلامية</u>	<u>العلوم</u>
<u>الصفحة الرسمية على الفيسبوك</u>	<u>الانجليزية</u>	
<u>التربية الاخلاقية لجميع الصفوف</u>	<u>اللغة العربية</u>	
<u>التربية الرياضية</u>		
مجموعات التلغرام.	مجموعات الفيسبوك	قنوات تلغرام
<u>الصف الأول</u>	<u>الصف الأول</u>	<u>الصف الأول</u>
<u>الصف الثاني</u>	<u>الصف الثاني</u>	<u>الصف الثاني</u>
<u>الصف الثالث</u>	<u>الصف الثالث</u>	<u>الصف الثالث</u>
<u>الصف الرابع</u>	<u>الصف الرابع</u>	<u>الصف الرابع</u>
<u>الصف الخامس</u>	<u>الصف الخامس</u>	<u>الصف الخامس</u>
<u>الصف السادس</u>	<u>الصف السادس</u>	<u>الصف السادس</u>
<u>الصف السابع</u>	<u>الصف السابع</u>	<u>الصف السابع</u>
<u>الصف الثامن</u>	<u>الصف الثامن</u>	<u>الصف الثامن</u>
<u>الصف التاسع عام</u>	<u>الصف التاسع عام</u>	<u>الصف التاسع عام</u>
<u>الصف التاسع متقدم</u>	<u>الصف التاسع متقدم</u>	<u>الصف التاسع متقدم</u>
<u>الصف العاشر عام</u>	<u>الصف العاشر عام</u>	<u>الصف العاشر عام</u>
<u>الصف العاشر متقدم</u>	<u>الصف العاشر متقدم</u>	<u>الصف العاشر متقدم</u>
<u>الحادي عشر عام</u>	<u>الحادي عشر عام</u>	<u>الحادي عشر عام</u>
<u>الحادي عشر متقدم</u>	<u>الحادي عشر متقدم</u>	<u>الحادي عشر متقدم</u>
<u>ثاني عشر عام</u>	<u>الثاني عشر عام</u>	<u>الثاني عشر عام</u>
<u>ثاني عشر متقدم</u>	<u>الثاني عشر متقدم</u>	<u>الثاني عشر متقدم</u>



Discussion: Identify different disasters

As a class, try to list as many disasters as you can. Remember, a disaster can be natural or man-made.

1.earth quake
2.tornado
3.Volcano
4.Tsunami
5.Blizzard
6.



Research: Natural disasters in the region

In pairs, do some research on the natural disasters that occur in the UAE and surrounding areas. Try to find information, such as the severity and how frequently they happen.

.....

.....

.....

.....

جوزيهه
27m ago

went to grandmother home

من عالي الهمة
تشراف
الثانو



Activity 5

Word search

Find the seven words in the word search. The first person to finish is the winner.

W I V C K T R C O L L A P S E
X X B R R E O N W S P V X C E
D A W Q R Z I J H I K W W S V
U N P U F O F I D H N D D T W
X C O M L Z E Y L C A B K N X
E O L O A O T A M E Q I O Z B
L N F E D V X M H B T O M W U
K C P U S L E R V C E N I L S
B Y T E Y H E F H T M Y R F K
Y T Y P P Y K E S R E G N A D
L F Q Z O Z N W Y E Y M S L I
S D O V D Z P B T W I A N L Q
Y V P C S A R D Z G B Y A I I
T O H H U X B Z Q P B S U N O
P F H I S U V B V W M N J G R

Words to find:

WINDOWS	EXTERIOR	FALLING	OVERHEAD
KITCHEN	DANGERS	COLLAPSE	

Activity 2

Correct order



Look at the actions you should take when there is an earthquake. Put them into the correct order.

1. ~~stay calm~~ stay where you are
2. Drop are
3. stay calm cover
4. stay where you are hold on
5. Drop

Drop	Stay calm	Hold	Stay where you are	Cover
------	----------------------	------	--------------------	-------

Notes:

10.1 The 'Drop, Cover and Hold' technique



Activity 1

'Drop, Cover and Hold'

Watch the video. Then, fill in each of the sections below. Write as much information for each action as you can.

Drop

it better to get down
straight away in a controlled
manner, rather than to fall

Cover

look for anything nearby that
is strong enough to protect
you.

Hold

Once you are in safe area
stay still to be protected.






Discussion: Signal for help

Try to think of other ways to safely let people know that you need help.

Knock

do not try to shout and escape because this will cause more distraction

alManahj.com/ae



Discussion: Checking door handles

Why do you think you should use the back of your hand when checking door handles for heat?

because ~~use~~ it makes it safer to not hold the handles.



Activity 3

Match the description

Match the descriptions on the left with the correct actions on the right.

Drop

Cover

Hold

Get under something nearby that is strong enough to create a barrier between you and falling objects.

Do this because the shaking could move you under the object and out into danger again.

Get down on the ground before you are knocked down.

alManahj.com/ae



Activity 4

Demonstrate key skills

Individual task:

When your teacher chooses you, go to the front of the class. Demonstrate the 'Drop, Cover and Hold' technique when the teacher says, 'go'. The teacher will choose one of the scenarios below for you to demonstrate:

- Ⓐ With cover
- Ⓑ Without cover

Key word	Form	Description
Hazard	Traffic Fire Smoke	is anything that may cause harm
Aftershock	swallow earthquake	happen after the major earthquake
Confined	a small space of area	differs from other area around it

alManah.com/ae

Discussion: Check

Why do you think you are checking door handles

because
it has
handles

CHAT

10.2 Safer zones




Activity 6

Identify safe zones



Circle three safe outdoor areas during an earthquake.



Activity 7

Everyone should
tells you, move

Remem

Keep th
the othe

Once you are
explain why yo
Variation:

When your te
classroom. Pr

Things to rem

⊙ drop down

⊙ cover your

⊙ find sturdy

⊙ hold on

You will asse

the positives

Review ques

What did yo

ideas below

I

G