

تم تحميل هذا الملف من موقع المناهج الإماراتية



الملف كتاب النشاط الوحدة السادسة fiction and Fact Bugs

[موقع المناهج](#) ← [المناهج الإماراتية](#) ← [الصف الثالث](#) ← [لغة انجليزية](#) ← [الفصل الثاني](#)

روابط مواقع التواصل الاجتماعي بحسب الصف الثالث



روابط مواد الصف الثالث على تلغرام

[الرياضيات](#)

[اللغة الانجليزية](#)

[اللغة العربية](#)

[التربية الاسلامية](#)

المزيد من الملفات بحسب الصف الثالث والمادة لغة انجليزية في الفصل الثاني

[الصف الثالث الفصل الثاني، لغة انجليزية، تحميل s'Learner Book و Instructional Planner و Teacher's Guide و Activity Book](#)

1

[مفردات ومعاني الوحدة الخامسة](#)

2

[نموذج امتحان الاستماع والمحادثة لنهاية الفصل الثاني](#)

3

[نموذج امتحان نهاية الفصل ملفين mp3 : Part2 and Part1](#)

4

[النموذج التدريبي الرسمي لامتحان القراءة للاختبار الوطني 2017](#)

5

# Bugs: Fact and fiction

## Lesson 1 Think about it

### 1 Where is the spider? Where are the ants?

Draw a spider, some ants, a butterfly and some bees in the picture.



Write about your picture. Use **on**, **under** or **near**.

For example: The spider is **on** the chair.

1 The spider \_\_\_\_\_ .

2 The ants \_\_\_\_\_ .

3 The butterfly \_\_\_\_\_ .


4 The bees \_\_\_\_\_ .

## Lesson 2 New words

### 1 How to draw a cricket

Read and follow the instructions.

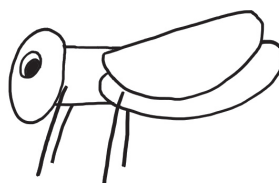
- 1 In the box below, draw a head, an eye, and the front of the body.




- 2 Draw the back of the body and a wing.



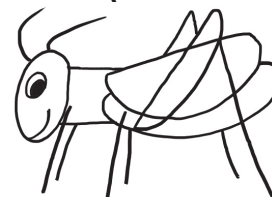
- 3 Draw four small front legs.



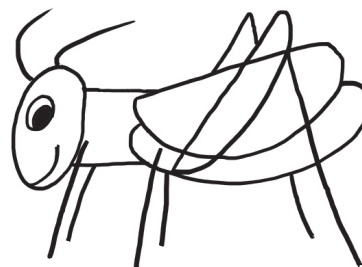
- 4 Draw two strong back legs.



- 5 Draw two long antennae and a smile.



- 6 Add labels to your cricket: antennae, wing, front leg, back leg.



### I can name and describe bugs.

😊 yes

😐 sometimes

😞 not yet

## Lesson 3 Find out more

### 1 Learn about crickets


Look at the three **headings** in the text about crickets.

There is a sentence missing under each heading. Find each missing sentence at the bottom of the page. Write it in the space.

#### Crickets


##### What does a cricket look like?

A cricket has six legs, two wings and two antennae.




##### How do crickets move?

Crickets have wings, but most crickets do not fly.



##### How do crickets communicate?

Crickets 'sing' by rubbing their wings together. Crickets have different songs with different meanings.



#### Missing sentences:

Other crickets understand their songs.

Crickets are different colours and sizes.

Crickets jump. Their back legs are very strong.

## Lesson 4 Find out more

### 1 How are spiders and ants the same?

Write three sentences that are true for both spiders and insects.

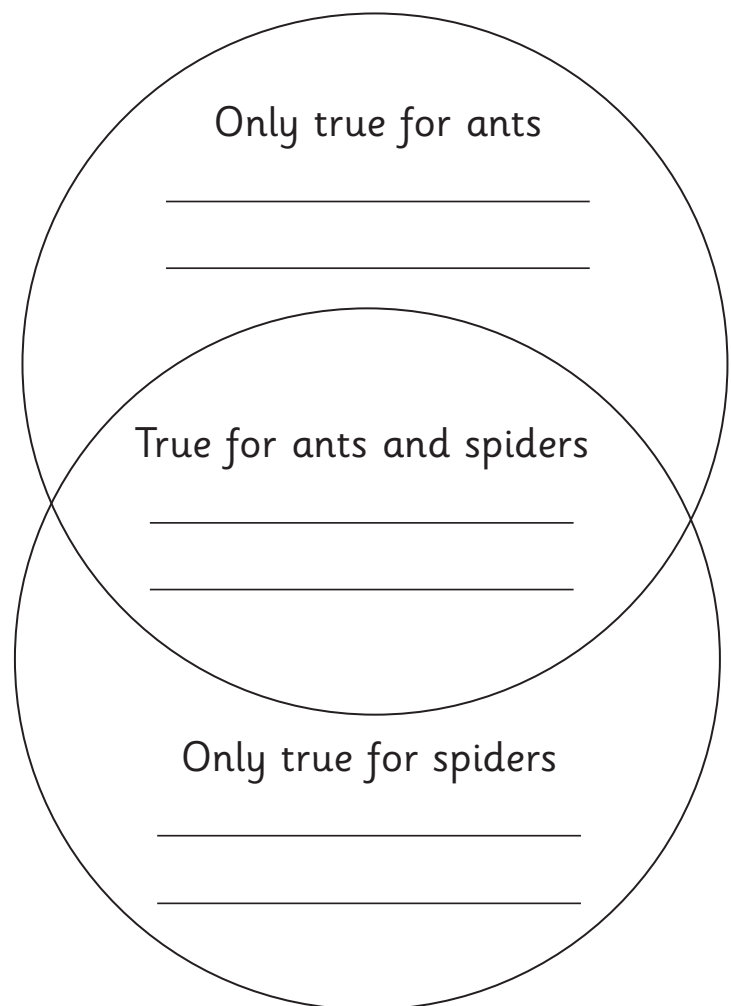
---

---

---

### 2 Venn diagram

Write one fact from Activity 1 in each section of the Venn diagram.



**I can say how spiders and insects are similar and different.**

😊 yes

😊 sometimes

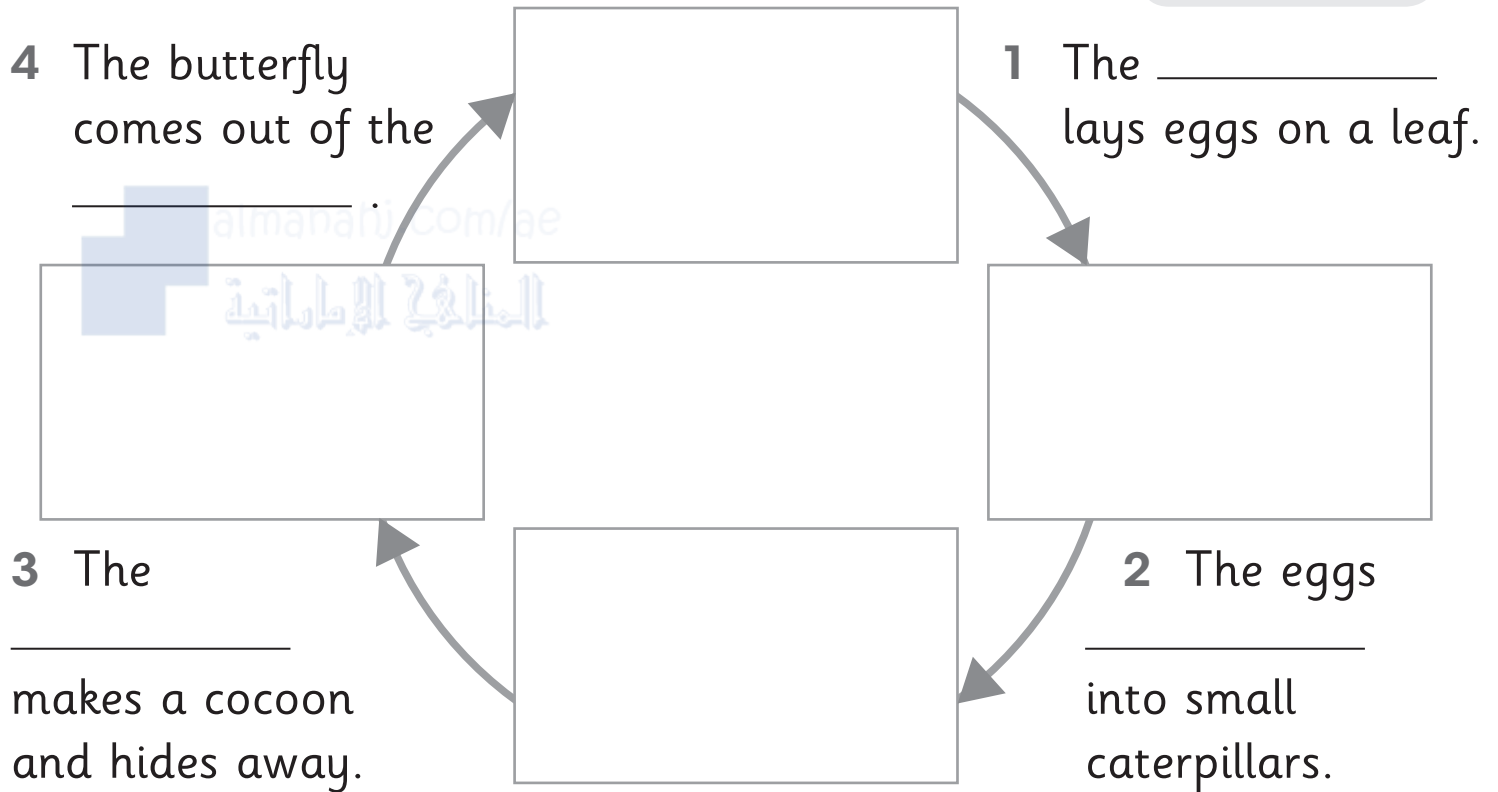
😞 not yet

# Lesson 5 Time to practise

**Word box**  
 butterfly  
 cocoon  
 caterpillar  
 hatch

## 1 Butterfly life cycle

Fill in the gaps to complete the butterfly life cycle.  
 Use the *Word box* to help you.



## 2 True or false?

Tick each statement to show if it is true or false.

	true	false
1 Butterflies have six legs.		
2 Butterflies lay small eggs on leaves.		
3 Caterpillars are always hairy and plain.		
4 Caterpillars do not like to eat.		
5 Butterflies have large wings.		
6 Butterflies have two antennae.		

## Lesson 6 My learning

### 1 Where is it?

Look at the picture. Can you see where the bug pictures are hidden?

Complete the sentences to show where the bug pictures are hidden.

The \_\_\_\_\_ picture is under the table.

The \_\_\_\_\_ picture is near the window.

The \_\_\_\_\_ picture is on the bookshelf.

The \_\_\_\_\_ picture is inside the cupboard.



### Word box

ant spider butterfly cricket

### 2 Describe it

Choose a bug. Finish the sentences to describe it. Use the *Word box* to help you. Read your sentences to a friend. Can they guess which bug it is?

### Word box

legs eyes  
antennae wings

It has \_\_\_\_\_ .

It has \_\_\_\_\_ .

It has \_\_\_\_\_ .

It lives \_\_\_\_\_ .

### I can describe insects and spiders.

😊 yes     😐 sometimes     ☹️ not yet

### I can say where things are.

😊 yes     😐 sometimes     ☹️ not yet

# Lesson 7 Words and sounds

## 1 Crossword puzzle


Look at the clues. Write the words.

1	f	l	e	a			
					2		3
		4			5	l	
6		r					
7							

### Across →

- 1 
- 5 
- 6 **3**
- 7 

### Down ↓

- 1 
- 2 
- 3 
- 4 

## ★ Challenge

Write some rhyming poems.  
The words in the *Word box* will help you.

1, 2, 3 I can see a \_\_\_\_\_ .

1, 2, 3 There's a bug on \_\_\_\_\_ .

1, 2, 3 There's a bug in \_\_\_\_\_ .

### Word box

- bee
- flea
- knee
- me
- tea
- tree





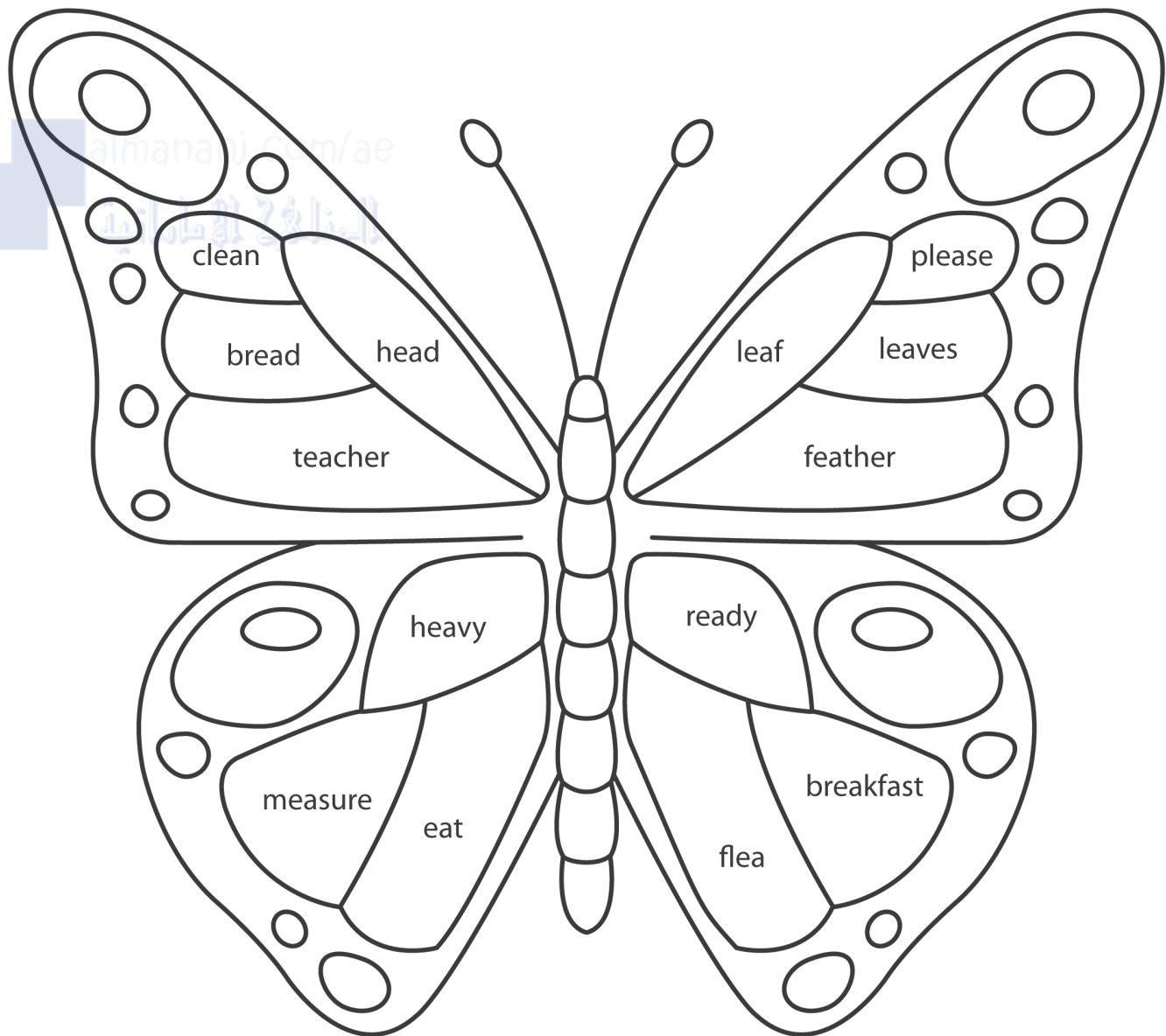
## Lesson 8 Use of English

### 1 Colour the butterfly

Look at the words on the butterfly's wings. Each word has the letters **ea**.

If the letters **ea** make a long **e** sound – like in **bee** – colour the space **green**.

If the letters **ea** make a short **e** sound – like in **bed** – colour the space **red**.



**I can read and write words with the long e sound.**

😊 yes


😊 sometimes

😞 not yet

# Lesson 9 Use of English

## 1 Facts about bugs

Make the sentences true about each bug.

1  Spiders eat **flowers / insects**.

2  Crickets haven't got **eyes / ears**.

3  A butterfly hasn't got **legs / a mouth**.

4  A bee makes **honey / silk**.

5  Ants live in **big / small** homes.

## 2 My favourite bug

Write about your favourite bug. Draw a picture.

---

---

---


---

---

---

---

---



## Lesson 10 Read and respond

### 1 What's the question?

Look at the questions and answers about bugs. Part of each question is missing – the ants are carrying the missing words. Write the correct words in the spaces.

What do ... ?


What does ... ?

How many \_\_\_ do ... ?

How many \_\_\_ does ... ?

How do ... ?

How does ... ?



What do crickets eat?

Crickets eat leaves, fruit and tiny insects.



1 \_\_\_\_\_ a cricket 'sing'?

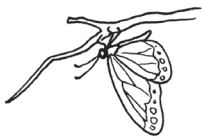
A cricket 'sings' by rubbing its wings together.



2 \_\_\_\_\_ wings 3 \_\_\_\_\_ a bee have? A bee has four wings.



4 \_\_\_\_\_ wings 5 \_\_\_\_\_ flies have? Flies have two wings.



6 \_\_\_\_\_ a butterfly do at night?

At night, a butterfly sleeps under a leaf or branch.



7 \_\_\_\_\_ insects smell?


Insects don't have noses. They use their antennae and feet to smell things.


# Lesson 11 Writing

## 1 Making cards

Use the *Word boxes* to help you build your questions.

**Language tip**

 Only one?  
Use **Does**.

 Two or more?  
Use **Do**.

**Does a butterfly jump?**      **Do ants bite?**

### Question starters

- Does ... ?
- What does ... ?
- How does ... ?
- How many ... ?
- Do ... ?
- What do ... ?
- How do ... ?

### Bugs

- spiders
- butterflies
- silkworms
- ants
- bees
- crickets

Plan your four questions and answers here:

---

---

---

---

---

---

---

---

---

---

### Bug body parts

- legs
- wings
- antennae
- body
- eyes

### bug actions

- bite
- fly
- jump
- make a noise
- lay eggs
- climb

**I can write questions and answer them.**

😊 yes      😊 sometimes      😞 not yet

## Lesson 12 My learning

### 1 Word search

#### Word box

knee she tea bee  
eat me flea leaf

Find the words with a long **e** sound in the word search. The words go across (→) and down (↓).

f	z	b	t	a	h	s
o	t	e	a	b	m	h
j	c	e	k	n	e	e
s	f	g	l	q	a	i
d	l	e	a	f	t	x
m	e	k	y	c	b	n
p	a	r	u	a	w	e

### 2 What's the question?

Fill in the question words to complete these questions. Use the *Word box* to help you.

- \_\_\_\_\_ eyes does a spider have?
- \_\_\_\_\_ crickets hear?
- \_\_\_\_\_ a bee help people?
- \_\_\_\_\_ a butterfly have a mouth?
- \_\_\_\_\_ a silkworm do to help people?
- \_\_\_\_\_ butterflies have two antennae?

#### Word box

Does  
What does  
How do  
How does  
How many  
Do

**I can write questions and answer them.**

☺ yes      ☹ sometimes      ☹ not yet

**I can identify words with a long *e* sound.**

☺ yes      ☹ sometimes      ☹ not yet

# Lesson 13 Read and respond

## 1 Match the sentence halves

Draw lines to match the sentence halves.

- |                                   |                     |
|-----------------------------------|---------------------|
| 1 Little Ant and her mother lived | to go home          |
| 2 Little Ant went                 | a beetle and a worm |
| 3 Little Ant played with          | under the ground    |
| 4 The weather was                 | outside             |
| 5 Little Ant wanted               | cold                |

## 2 What happened?

Write 1, 2, 3 and 4 to show which thing happened first, second and third in the story.

Little Ant called to a mouse.

‘Mouse, Mouse! I need help. Please lift up the leaf.  
It’s cold and I have to go home.’

Little Ant called to a dog.

‘Dog, Dog! I need help. Please lift up the leaf.  
It’s cold and I have to go home.’

‘Leaf, please get off me,’ said Little Ant.

‘I have to go home.’  
But the leaf didn’t move.

Little Ant called to a cat.

‘Cat, Cat! I need help. Please lift up the leaf.  
It’s cold and I have to go home.’

## Lesson 14 Read and respond

### 1 Little Ant's problem

Think about the story of Little Ant. Read the questions. Write your answers.

1 What fell on Little Ant? \_\_\_\_\_

2 Little Ant asked a mouse, a cat and a dog for help.

Did they help Little Ant? \_\_\_\_\_

### 2 The solution

Cousin Flea helped Little Ant! Finish the sentences.

Write the past tense of the verb in brackets on the line.

1 Cousin Flea \_\_\_\_\_ the dog. (bite)

2 The dog \_\_\_\_\_ the cat. (scare)

3 The cat \_\_\_\_\_ the mouse. (chase)

4 The mouse \_\_\_\_\_ the leaf. (lift)

5 Little Ant \_\_\_\_\_ home to her mother. (run)



# Lesson 15 Read and respond

## 1 My story

Plan your own story about an animal that gets stuck.

Think about the Little Ant story to help you.

Use this story map to help you.

Draw pictures and write words or sentences.

<p>Who is your character?</p> <hr/> <hr/> <hr/> <hr/> <hr/> <hr/> <hr/> <hr/>	<p>Who do they ask for help?</p> <hr/> <hr/> <hr/> <hr/> <hr/> <hr/> <hr/> <hr/>
<p>What falls on them?</p> <hr/> <hr/> <hr/> <hr/> <hr/> <hr/> <hr/> <hr/>	<p>Who helps them in the end?</p> <hr/> <hr/> <hr/> <hr/> <hr/> <hr/> <hr/> <hr/>

Tell your ideas to a partner.

**I can read, discuss and act out a story.**

😊 yes      😊 sometimes      😞 not yet



## Lesson 16 Listening

### 1 Complete it

Complete the dialogue by filling in the missing words.

**Reem:** Noura, please can you \_\_\_\_\_ me bake some cookies?  
(**help / show**)

**Noura:** Yes, I \_\_\_\_\_ but I must finish my homework first.  
(**can't / can**)

**Reem:** Ok, \_\_\_\_\_ you. I'll get the things we need.  
(**please / thank**)

**Teacher:** Let's tidy the classroom! Ali, please can you \_\_\_\_\_  
the pens in the box? (**help / put**)

**Ali:** Yes, of course. Hammad, \_\_\_\_\_ you help me? (**can / is**)

**Hammad:** Yes, sure.

**Ali:** \_\_\_\_\_ can you get the box? I'll start picking up the pens.  
(**Thank you / please**)

### 2 Can you help me?

Write your own dialogue asking for help.

Use the *Word box* to help you.

---

---

---

---

---

---

#### Word box

help  
can  
please  
thank you  
of course  
sure  
I'm sorry  
I can't

# Lesson 17 My learning

## 1 Character anagrams

Can you remember all the characters from the Little Ant story?  
Unjumble them and write them down.

1 usemo \_ \_ \_ \_ \_

2 atc \_ \_ \_

3 ogd \_ \_ \_

4 itteL Atn  
\_ \_ \_ \_ \_  
\_ \_ \_

5 t'sAn ertthmo

\_ \_ \_ \_ \_  
\_ \_ \_ \_ \_

6 tlebee \_ \_ \_ \_ \_

7 ormw \_ \_ \_ \_ \_

8 eafl \_ \_ \_ \_ \_

## 2 Match the verbs

Draw lines to match the verbs to their past simple form.

bite

lift up

shiver

scare

blow

chase

blew

shivered

lifted up

chased

scared

bit

**I can read, discuss and act out a story.**

😊 yes      😐 sometimes      ☹️ not yet

**I can match past and present tense verbs.**

😊 yes      😐 sometimes      ☹️ not yet

# Lesson 18 Use of English


## 1 A bug and a boy

Choose a bug. Fill in the table to compare the bug and a boy.

Draw how they look.

**A bug**

**A boy**



How many legs?

\_\_\_\_\_

\_\_\_\_\_

How many arms?

\_\_\_\_\_

\_\_\_\_\_

How many eyes?

\_\_\_\_\_

\_\_\_\_\_

Do they have wings?

\_\_\_\_\_

\_\_\_\_\_

Do they have antennae?

\_\_\_\_\_

\_\_\_\_\_

Where do they live?

\_\_\_\_\_

\_\_\_\_\_

What do they eat?

\_\_\_\_\_

\_\_\_\_\_

What can they do?

\_\_\_\_\_

\_\_\_\_\_

What can't they do?

\_\_\_\_\_

\_\_\_\_\_