

تم تحميل هذا الملف من موقع المناهج الإماراتية



*للحصول على أوراق عمل لجميع الصفوف وجميع المواد اضغط هنا

<https://almanahj.com/ae>

* للحصول على أوراق عمل لجميع مواد الصف الثالث اضغط هنا

<https://almanahj.com/ae/3>

* للحصول على جميع أوراق الصف الثالث في مادة لغة انجليزية وجميع الفصول, اضغط هنا

<https://almanahj.com/ae/3>

* للحصول على أوراق عمل لجميع مواد الصف الثالث في مادة لغة انجليزية الخاصة بـ اضغط هنا

<https://almanahj.com/ae/3>

* لتحميل كتب جميع المواد في جميع الفصول للـ الصف الثالث اضغط هنا

<https://almanahj.com/ae/grade3>

للتحدث إلى بوت المناهج على تلغرام: اضغط هنا

https://t.me/almanahj_bot

ENGLISH

Grade 3



Department of Education and Knowledge

Vision Private School






















Bridge to Success

Grade 3

Review Unit 3

Ready, Steady, Go

T.Suha Waheed

					
nose	foot	head	hand	tummy	
					
fingers	toes	leg	arm	clap	
					
touch	turn	flap	jump	wiggle	
					
reach	wave	stand	fall	hop	nod

Lesson 1 & 2 :

Match the word with the pictures :

1. arm

2. leg

3. foot

4. toes

5. head

6. finger

7. tummy

8. nose

9. hand



Lesson 1 & 2 :

Flap - Fall - Wave - Hop - Wiggle - Stand - Nod -

Fill in :

touch

1-..... your head



2-..... your hands



3-.....your arms



4-..... on one foot



5-..... your toes



6-.....your nose













7-..... your fingers



8-..... down



Lesson 3 :

				
Lay eggs	feathers	hummingbird	fingernail	ostrich
				
nest	penguin	swan	amazing	balance

Guess the name of the bird :

1-This bird can't fly but it can run very fast.

.....

2-This bird can't fly but it can swim very fast .

.....



Lesson 3 :

Match the sentences with the pictures :

1. A hummingbird has the smallest egg.



2. An ostrich cant fly , but it can run fast .



3. Emperor penguins don't build nests .



4. Some birds lay eggs on the ground.



5. Ducks and swans can swim.




Lesson 4 :

falcon	parrot	climb trees

Write about the birds using the table below :

	swim	walk	fly	climb trees
penguin	✓	✓		
parrot		✓	✓	✓
falcon		✓	✓	

Lesson 5 :



tiger

adults


weigh



fur

stripy

grass



cool off

weather

rocks

Lesson 5 :



pond

stream

river



bill

reeds

edge

1. Ti_ers are the b_g_est cats .



2. Lions have f_r.























3. They like to swim to cool_o_f in hot w_ather.



4. D_cks can be found in po_ds .



Lesson 7 :




kite	rope	nine	cake	paint
				
rice	line	name	page	snail
				
home	phone	time	same	railway
				
wait	train	stay	away	hate
				

Lesson 7 :




* Circle the vowels in the following words :

cake	rice	rope
nine	page	

*Write the correct word for the pictures :

Lesson 8 :

happy	unhappy	excited
		
scared	hungry	tired
		
cross	puzzled	surprised
		

Lesson 7:**2 Silent e**

Make these sentences correct. Add the missing vowel letters to the words.
Are they long or short vowel sounds?

1 I like to eat c_k_.

2 We can fly our k_t_ at
the park.

3 My sister is n_n_ years old.

4 My mum got a new
ph_n_.

5 Turn the p_g_ in your
book.





7 We will have r_c_ for
dinner.

6 Write your n_m_ on the
paper.

Lesson 8 : Write the feeling under each picture:















Lesson 11 :

watching TV	riding a bike	eating
		
using a computer	shopping	skipping
		

* Choose (yes or no) :


	1- He is watching TV.	YES <input checked="" type="checkbox"/>	NO <input type="checkbox"/>
	2- She likes shopping.	YES <input checked="" type="checkbox"/>	NO <input type="checkbox"/>
	3- They are eating .	YES <input checked="" type="checkbox"/>	NO <input type="checkbox"/>

Lesson 16 :

robot	drop	stretch
		
twist	stronger	lift
		
turn	bend	spin
		
squeeze	quickly	slowly
		

Lesson 16 :

Read and write the correct number :



- 1- Robots can move in lots of different ways.
- 2- Gently squeeze the fruit to see if it's ripe.
- 3- He lifted his pen from the paper.
- 4- An ostrich can run quickly.
- 5- The toy can be twisted into different shapes.
- 6- He turned the key and opened the door.

Grammar

Rule 1:

all most some



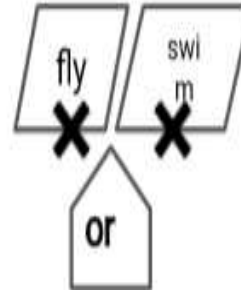
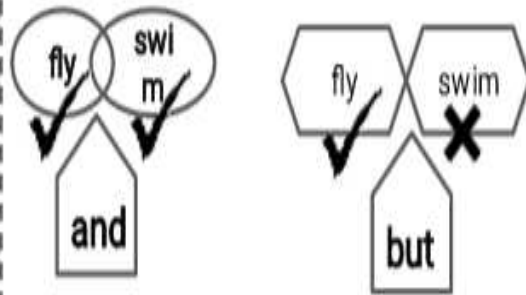
•Finish the sentences.

1. All birds _____

2. Most birds _____

3. Some birds _____

Rule 2:



2 Conjunctions

Complete the sentences by adding **and**, **but**, or.

1 Cats have tails _____ birds have tails.

2 Bears have fur _____ ducks have feathers.

3 Tigers can't fly _____ they can swim.

4 Foxes don't lay eggs _____ build nests.

5 Frogs like water _____ fish like water.

Rule 3 :

Like → verb + ing

I	like	+ ing
They		
We	don't like	
You		

He	likes	+ ing
She		
It	doesn't like	

* **Add -ing. Write the word. Think about the spelling.**

1. I like (play) _____ football.
2. She likes (cut) _____ fruits.
3. They like (eat) _____ ice cream.
4. He likes (ride) _____ a bike.

Rule 4:






Adverbs with ly

We can use adverbs to give more information about **how** something moves.

quickly slowly carefully

* Write the word that completes each sentence by adding **ly** to the end.

bad slow nice polite
loud careful

1. She sang _____ 
2. He _____ asked for a piece of cake. 
3. The students read their books _____ 
4. The snail moved _____ across the sand. 
5. When the band performed _____ everyone left. 
6. She crosses the street _____ 