

تم تحميل هذا الملف من موقع المناهج الإماراتية



*للحصول على أوراق عمل لجميع الصفوف وجميع المواد اضغط هنا

<https://almanahj.com/ae>

* للحصول على أوراق عمل لجميع مواد الصف الثالث اضغط هنا

<https://almanahj.com/ae/3>

* للحصول على جميع أوراق الصف الثالث في مادة لغة انجليزية وجميع الفصول, اضغط هنا

<https://almanahj.com/ae/3>

* للحصول على أوراق عمل لجميع مواد الصف الثالث في مادة لغة انجليزية الخاصة بـ اضغط هنا

<https://almanahj.com/ae/3>

* لتحميل كتب جميع المواد في جميع الفصول للـ الصف الثالث اضغط هنا

<https://almanahj.com/ae/grade3>

للتحدث إلى بوت المناهج على تلغرام: اضغط هنا

https://t.me/almanahj_bot

Ready, steady, go!

Lesson 1 Think about it

1 My body

Write the words on the lines.

1 head

2 Nose

3 arm

4 finger

5 Leg

6 toes

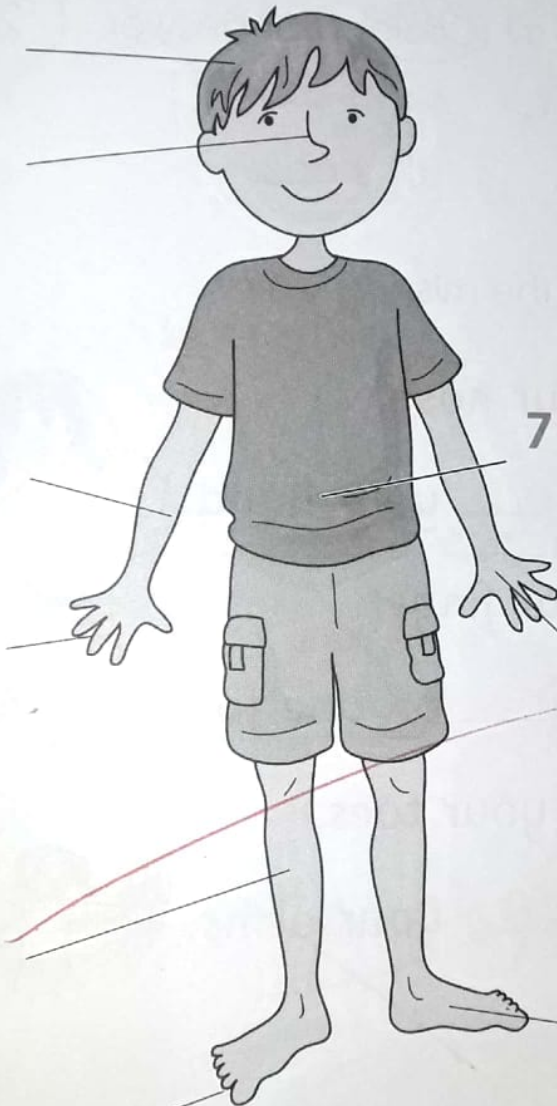
7 tummy

8 hand

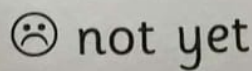
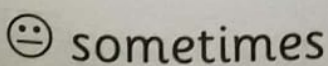
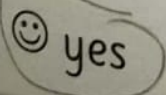
9 foot

Word box

- nose
- foot
- head
- hand
- tummy
- fingers
- toes
- leg
- arm



I can use action words to give instructions.



1 Try this!

Tap your head and rub your tummy at the same time. Count to 15.

Can you do it? Circle your answer.

Yes, I can. No, I can't.

Stand on one leg and count to 20.

Don't fall over! Can you do it? Circle your answer.

Yes, I can. No, I can't.

15!

20!

2 Read and write

Look at each picture. Write the missing words.



1 Touch your nose.

2 Wave your hand.




3 wiggle your finger.

4 Hop on one foot.



5 stand on your toes.

6 flap your arms.



Challenge

What can you do with your hands? Write three sentences.

I can play with my hand.

I can cook with my hand.

I can clap with my hand.

1 What can birds do?

Draw a line to finish the sentences.

- | | |
|---------------------|----------------|
| 1 All birds | can fly. |
| 2 All birds | have feathers. |
| 3 Most birds | build nests. |
| 4 Most birds | can swim. |
| 5 Some birds | lay eggs. |
| 6 Some birds | can't fly. |

Language tip

all



most



some



2 Bird facts

Write a fact about each type of bird.

Humming bird:

It Lays the smallest egg

Ostrich:

It can't fly


Emperor penguin:

It can swim very fast

Swan:

It can swim and FLY

I can talk about birds and what they can and can't do



☹ sometimes

☹ not yet

Lesson 4 Time to practise

1 Which bird?

Look at the chart. Read the sentences and find the birds.

1 This bird can walk, fly and climb trees, but it can't swim.
parrot

2 This bird can walk and fly but it can't swim or climb trees.
falcon

		swim	walk	fly	climb trees
penguin		✓	✓		
parrot			✓	✓	✓
falcon			✓	✓	

★ Challenge


Write about a penguin. What can it do? What can't it do?

A penguin can walk and swim but
it can't fly or climb trees.

3 Draw a penguin

Follow these steps.

- 1 Draw an egg shape without a top.
Draw a half circle on top.
- 2 Draw the penguin's beak.
Draw its tummy and its feet.
- 3 Draw the penguin's wings.
Draw a face.



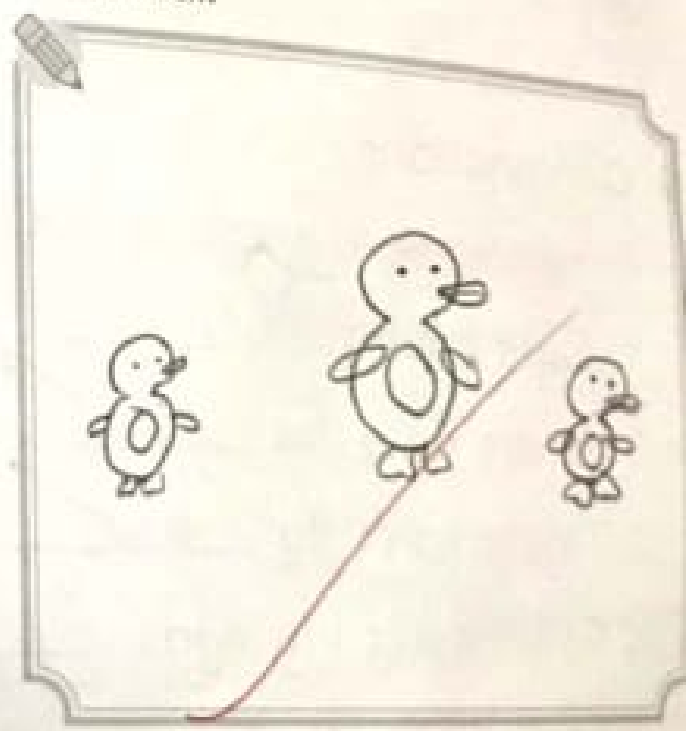
- They are very big.
- They have fur with a stripy pattern.
- They lay eggs.
- They can't fly, but they can run very fast.
- They don't have fur, but they have feathers.
- They can walk and they can fly.

tigers
~~tigers~~
~~ducks~~
~~tigers~~
~~ducks~~
~~ducks~~

Animal fact-file

Choose an animal. Draw a picture of your animal.

Fact File	
Name:	<u>penguins</u>
Location:	cold climates
Height:	40 cm
Temperature:	cold
Amazing fact:	penguins are flightless birds.

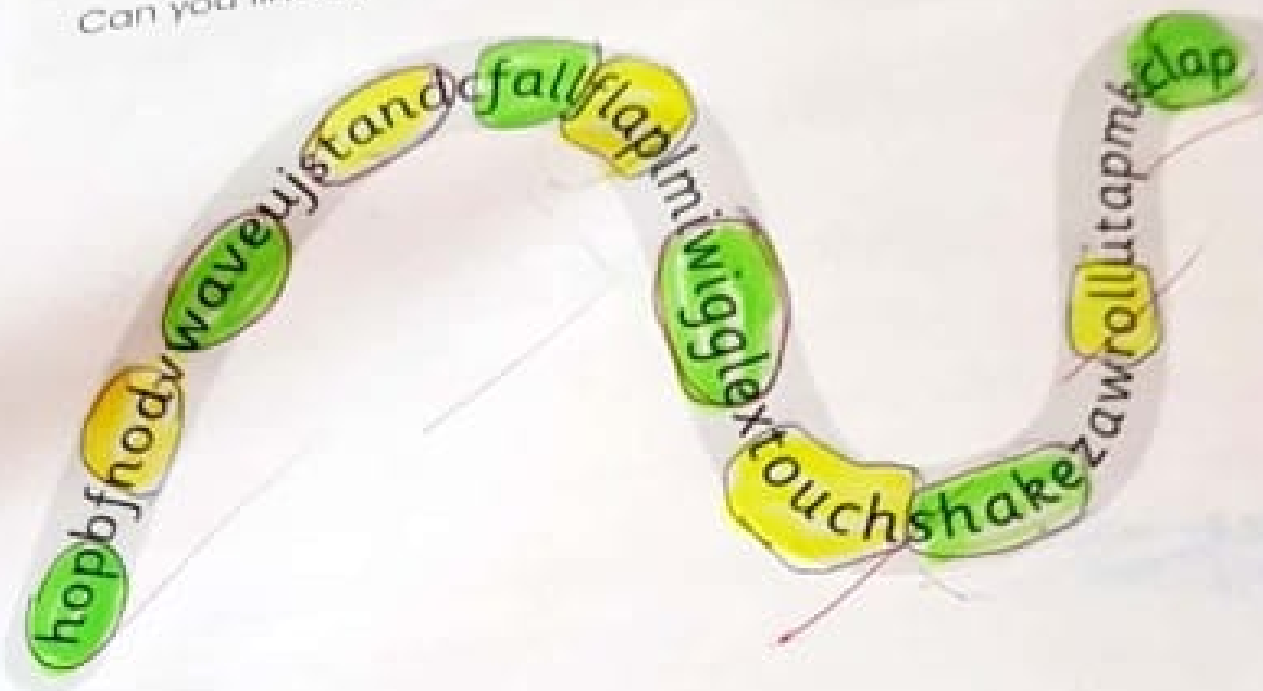


Write five facts about your chosen animal using the language can and can't.

- ~~penguins can eat a range of fish.~~
- ~~penguins can drink sea water.~~
- ~~penguins can't fly.~~
- ~~penguins can swim.~~
- ~~penguins can't run fast.~~

1 Wordshaker

Can you find and circle all of the words?



2 Conjunctions

Complete the sentences by adding **and**, **but**, or **or**.

- 1 Cats have tails and birds have tails.
- 2 Bears have fur but ducks have feathers.
- 3 Tigers can't fly but they can swim.
- 4 Foxes don't lay eggs or build nests.
- 5 Frogs like water and fish like water.

I can use *and*, *but*, or *or* in sentences.

😊 yes

😊 sometimes

😞 not yet

Lesson 7 words and sounds

1 Word puzzle

Find and **circle** the words in the puzzle.

Some words go from left to right, like this: **W A V E**

Some words go from top to bottom, like this:

**N
I
N
E**

F	I	F	I	V	E	H	R	I	C	E
P	L	A	N	E	K	O	F	Q	A	N
P	H	O	N	E	I	M	I	P	K	I
C	W	A	V	E	T	E	R	J	E	N
B	W	R	I	T	E	X	E	P	F	E

5
five

wave




rice



phone



plane



write




home

nine

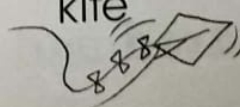
9

cake




fire

kite



1 How are you feeling?

Draw a face in each circle.



happy



unhappy



scared



excited


How are you feeling today? Tick ✓ one of the faces.

2 How are these people feeling?

Put the letters in the correct order to make the word.



hungry
g r y u n h



cross
r c s o s ✓



puzzled
t z e d z u

3 If you're unhappy and you know it ... *Go ahead*

Draw a line from the beginning of the sentence to the best ending.

- 1 If you're **scared** and you know it, you can cry. (Boo, ho)
- 2 If you're **excited** and you know it, say, 'Let's eat!'
- 3 If you're **hungry** and you know it, you can scream (quietly)
- 4 If you're **unhappy** and you know it, count to three (1, 2, 3)!
- and you know it, shout 'Hooray!'

Find the numbers next to the people. What are the people doing? Write a sentence for each number. Use **He is** or **They are**. Use words from the Writing tip.

Writing tip


Think about the spelling when you add **-ing**.

Words that end with one consonant: cut + ing = cut **t** ing

Double the consonant! **cutting**

Words that end with a silent **e**: write + ing = writ **e** ing

Take away the **e**! **writing**



1 He is hitting a ball.

2 They are waving

3 They are clapping

4 He is throwing

5 He is running

Word box

clap

hit a ball

throw a ball

run

wave

Lesson 10 Time to practise

1 Read and order.

2 Put the instructions in order and write 1 to 4.

4 Turn the paper over. Fold the four corners into the centre. Put your thumb and pointer fingers under the colour flaps. Move it open and closed.

1 Cut out the square. Fold the four corners into the centre.

3 Fold the paper so it looks like this.

2 Colours

Colour the boxes to match the labels

			
black	blue	green	pink
			
red	yellow	purple	orange

Lesson 11 Use of English

1 Having fun

Add **-ing**. Write the word. Think about the spelling!

1 **play** football **play + ing = Playing**

2 **swim + ing = Swimming**

3 **ride** a bike **ride + ing = riding**



4 **eat** ice cream **eat + ing = Eating**



5 **shop + ing = Shopping**



2 What does your friend like doing?

Write a sentence about an activity your friend likes.

Write a sentence about an activity your friend doesn't like.

He Likes swimming

She doesn't Like drawing

I can say what I like and don't like doing.

☺ yes

☺ sometimes

☹ not yet

1 Write

Add labels to the pictures then write sentences.

What is Lucy doing?

she is waving.

What is John doing?

He is hopping.



2 Silent e

Make these sentences correct. Add the missing vowel letters to the words. Are they long or short vowel sounds?

1 I like to eat cae.

3 My sister is nine years old.

5 Turn the page in your book.

7 We will have rice for dinner.

2 We can fly our kite at the park.

4 My mum got a new phone.

6 Write your name on paper.

3 Write about you

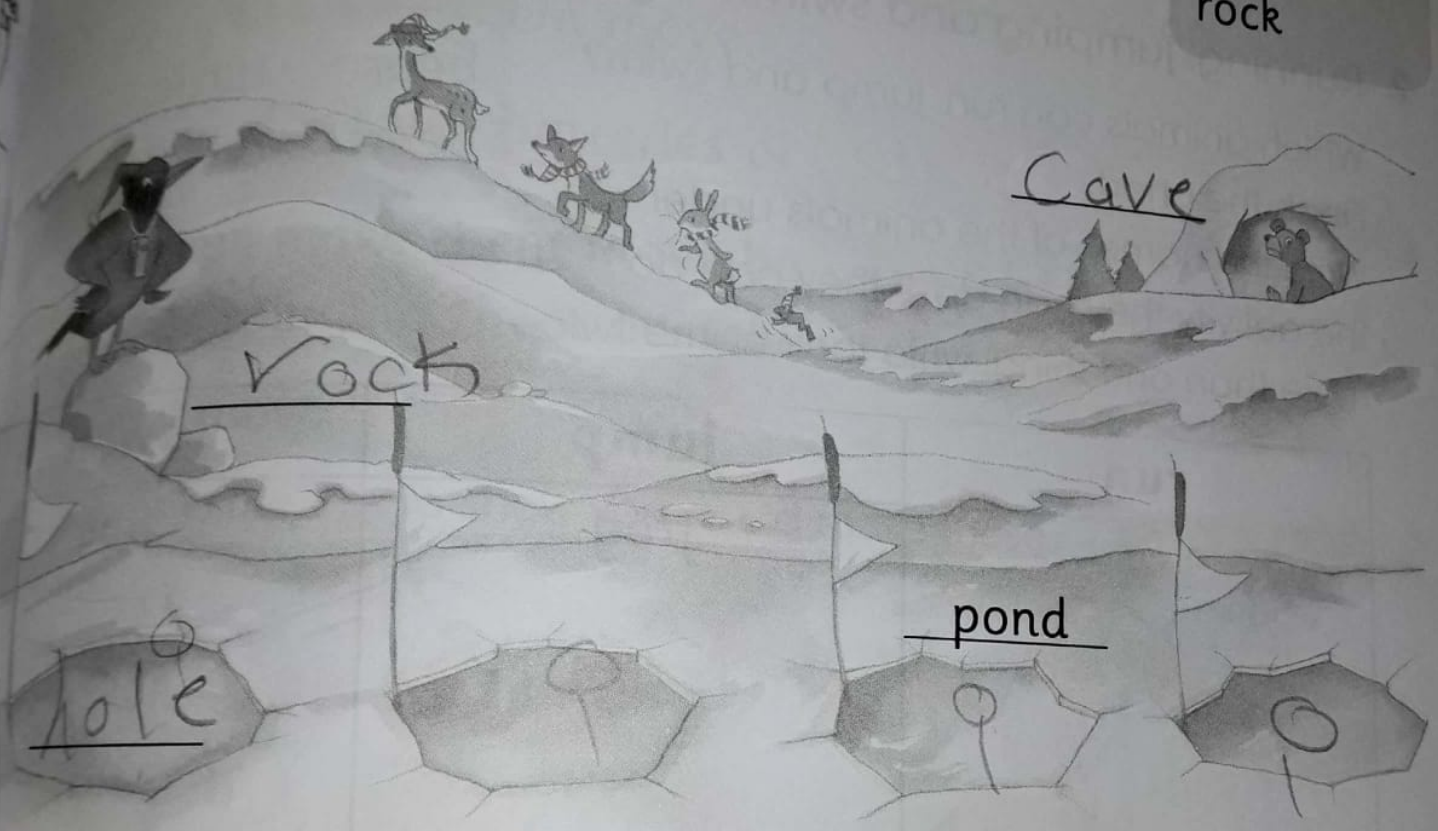
Read the question. Write your answer. What do you like doing?

I Like Playing

Word box

- cave
- hole
- pond
- rock

Look at the picture. Write the correct words on the labels.
Then answer the questions below.



Where is Crow? The Crow is on the rock

Where is Bear? The Bear is in the cave

How many holes are there in the ice? 4 holes

Put a turtle in each hole in the ice.

Lesson 16 Find out more

1 How do you do it?

Complete the table to show how you do the activities


	quickly	slowly	carefully
1 clean my room	✓		
2 run a race			
3 draw a picture			✓
4 brush my teeth			✓

2 Design it

Design your own robot. Draw it here. Add three sentences to say what it can do and can't do.

Word box

- twist
- turn
- bend
- squeeze
- spin
- stretch
- lift
- drop



The robot can spin
 The robot can't twist
 The robot can't bend

I can use simple adverbs to describe how an action is done

☐ sometimes ☐ not yet