

تم تحميل هذا الملف من موقع المناهج الإماراتية



مذكرة في الوحدة الثانية Neighbourse Good

موقع المناهج ← المناهج الإماراتية ← الصف الثالث ← لغة انجليزية ← الفصل الأول ← الملف

تاريخ إضافة الملف على موقع المناهج: 19-04-2019 19:28:33

التواصل الاجتماعي بحسب الصف الثالث



اضغط هنا للحصول على جميع روابط "الصف الثالث"

روابط مواد الصف الثالث على تلغرام

[الرياضيات](#)

[اللغة الانجليزية](#)

[اللغة العربية](#)

[التربية الاسلامية](#)

المزيد من الملفات بحسب الصف الثالث والمادة لغة انجليزية في الفصل الأول

عرض بوربوينت لمواصفات الامتحان	1
عرض بوربوينت لتدريب الطالب على قراءة القصة والإجابة على الأسئلة	2
عرض بوربوينت لمراجعة إثرائية لدروس الوحدات	3
عرض بوربوينت لتمارين على الدرس الخامس	4
عرض بوربوينت لتمارين على الدرس الثامن	5

Al Abraaq For Basic Education Cycle 1

Umm Al Quwain

2016 – 2017

Bridge to Success

Grade 3

Unit 2 Review (Good Neighbours)

Name: _____

Class: _____



Teacher: Amna Alshamsi

Lesson 1


Part 1: Read the sentence and look at the picture. Write (yes) if the sentence correct and write (no) if the sentence is not correct



1. A police officer is stopping the traffic _____
2. There are two fire engines. _____
3. A girl is swinging. _____
4. There are two cars on the street. _____
5. A man is reading a book. _____
6. A girl is riding her bike. _____
7. This is your neighbourhood. _____

Part 2: Match the word with the correct picture.

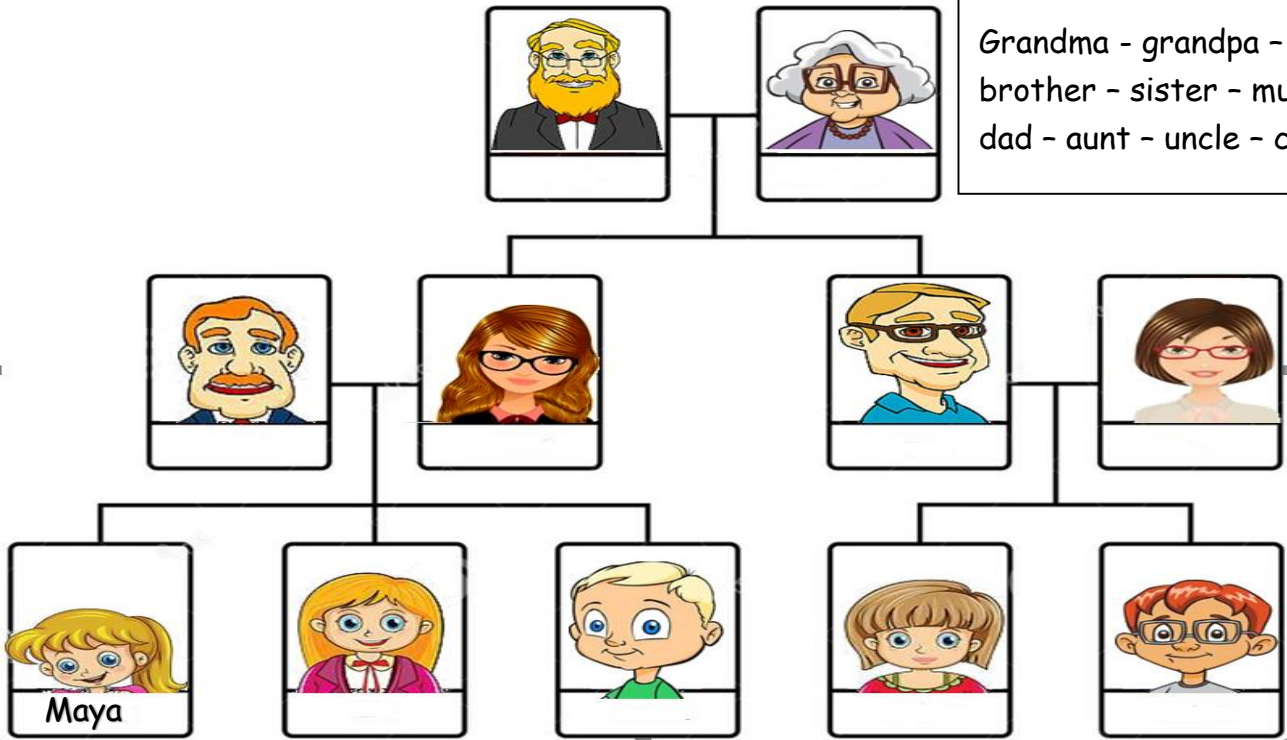
Young people - police officer - nurse - street cleaner - old people.



Part 3: Look at Maya's Family tree. Use the word box to complete the family tree.

Word box

Grandma - grandpa -
brother - sister - mum -
dad - aunt - uncle - cousin



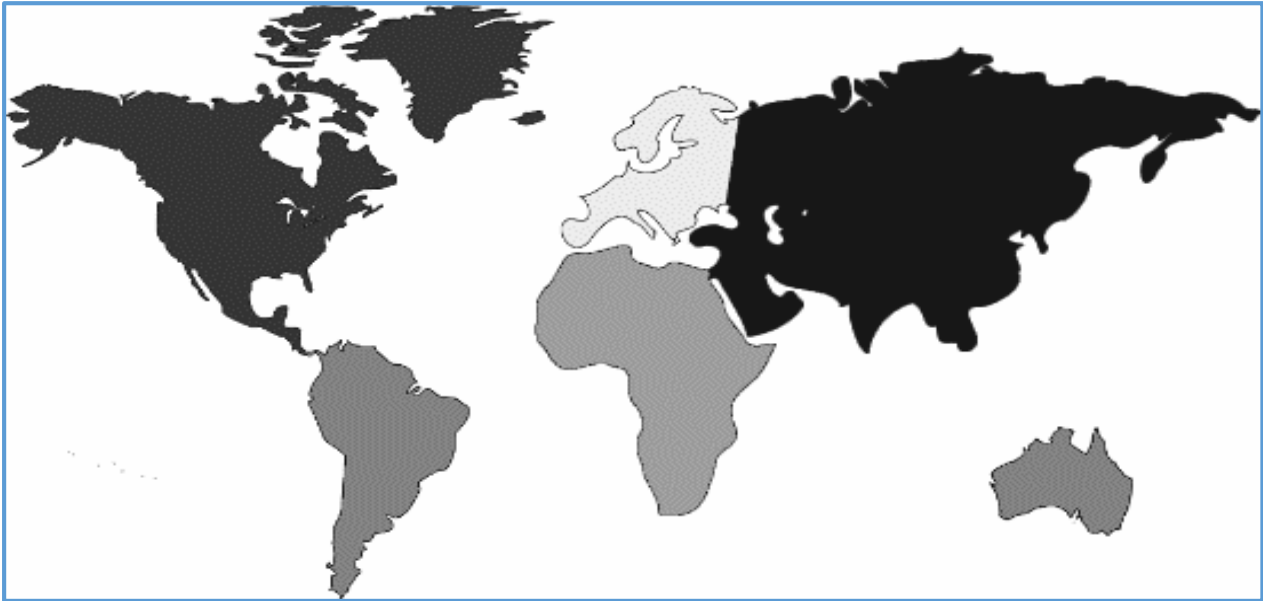
Part 4: Draw your family tree.

Part 5: write sentences about your family.

1. _____
2. _____
3. _____
4. _____

Lesson 2

Part 1: Match the continent with its name.



Europe

Asia

Africa

North America

South America

Antarctica

Australia

Part 2: Answer the following questions.

1. What is your name?

2. How old are you?

3. Where do you live?

4. Who do you live with?

5. Name your city, country and continent

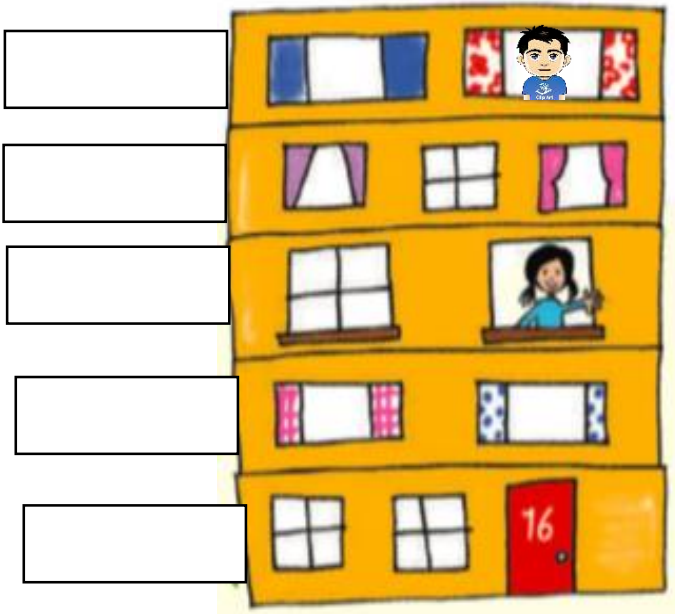
Part 3: write a letter to your friend telling her about your neighbourhood. Use the information in part 2.

Dear _____,

Your friend,

Part 4: Write the number beside each floor. Then answer the following questions

Second floor - fourth floor - first floor - third floor - ground









1. Where does Lina live?




2. Where does Rashid live?

Lesson 3

Part 1: What is your job?

 <p>Painter</p>	 <p>Teacher</p>	 <p>Clothes designer</p>
<p>I am a _____.</p> <p>_____</p> <p>_____</p>	<p>I am a _____</p> <p>_____</p> <p>_____</p>	<p>_____</p> <p>_____</p> <p>_____</p>

 <p>Firefighter</p>	 <p>Bus driver</p>	<p>Writer</p> 
<p>_____</p> <p>_____</p> <p>_____</p>	<p>_____</p> <p>_____</p> <p>_____</p>	<p>_____</p> <p>_____</p> <p>_____</p>

 <p>Street cleaner</p>	 <p>Taxi driver</p>	<p>Baker</p> 
<p>_____</p> <p>_____</p> <p>_____</p>	<p>_____</p> <p>_____</p> <p>_____</p>	<p>_____</p> <p>_____</p> <p>_____</p>

Part 2: Mr. Ahmed is a worker.
What does he do every day?

Write the missing words.

Spelling -s / -es

Simple present

Verbs ending in

sh, ch → - es

Ex: I wash- he washes I go- she goes

BUT

I play - she plays

1. Mr Ahmed _____ up at 7 o'clock. (get)



2. He _____ his teeth. (brushes)



3. He _____ a shower. (take)



4. He _____ his breakfast. (eat)



5. He _____ work on his computer. (work)



6. He _____ with his family on the table. (sit)




7. He _____ TV. (watch)



Lesson 4

Part 1: Match the preposition of place to the correct picture. Then write sentences.

Where is the dog?



- behind
- between
- in
- next to
- on
- under
- in front of

1. The dog is _____ of the box.

2. _____

3. _____

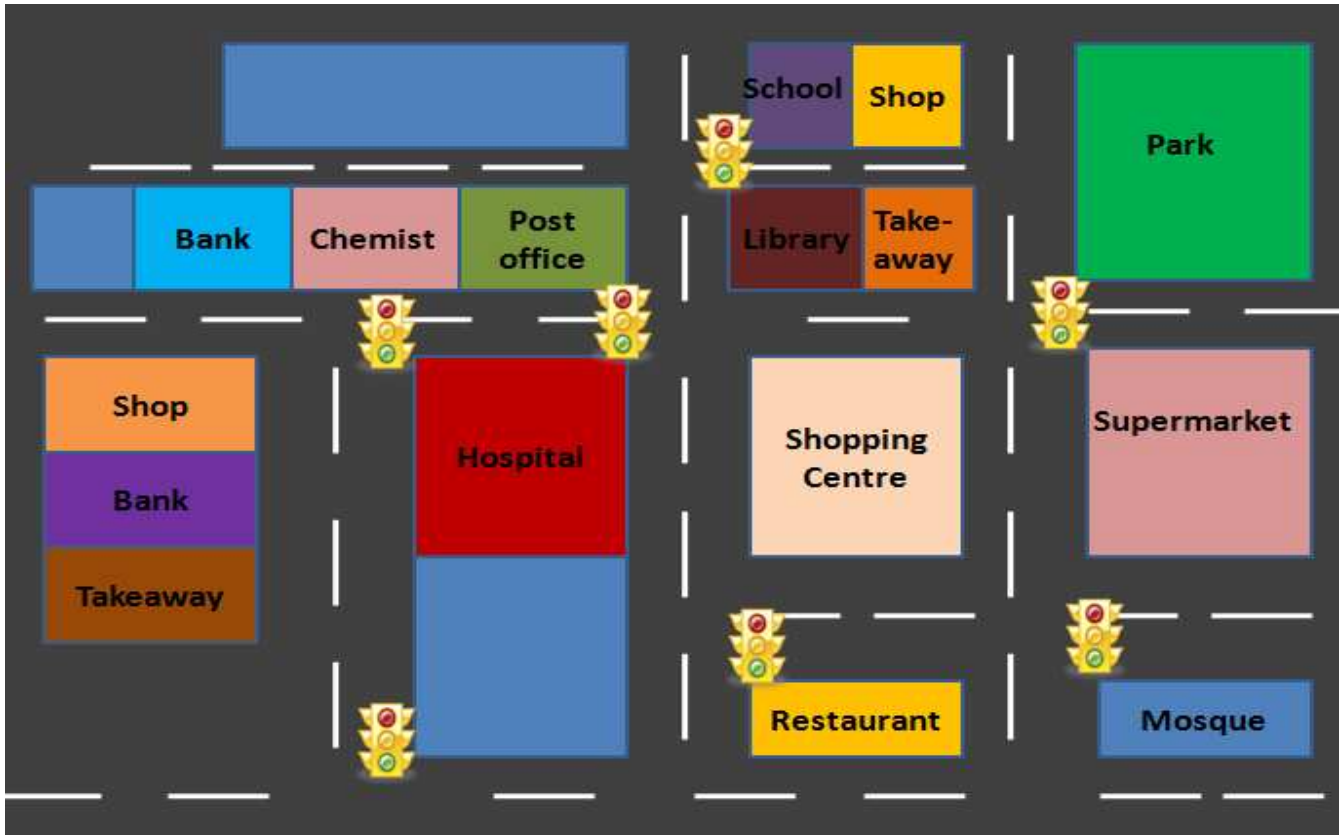
4. _____

5. _____

6. _____

7. _____

Part 2: Read the instructions. Look at the map. Fill in the gap with correct preposition.



Opposite

Between

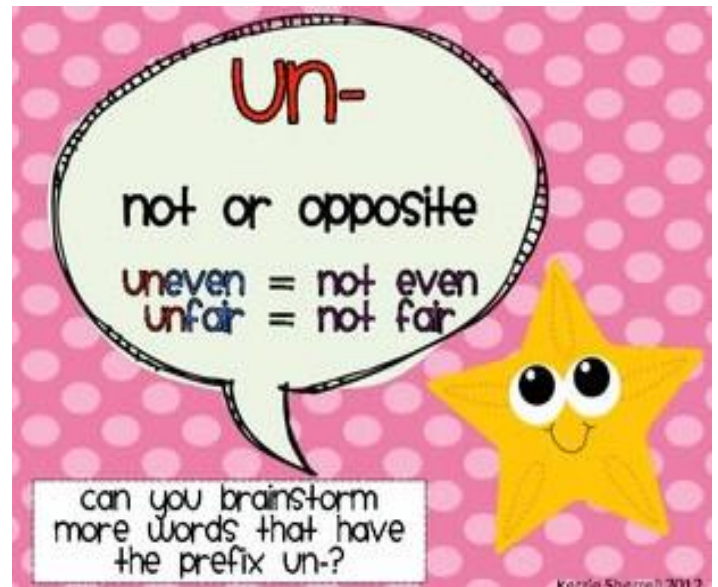
Next to

1. The shop is _____ the school.
2. The takeaway is _____ the library.
3. The mosque is _____ the restaurant.
4. The hospital is _____ the shopping centre.
5. The bank is _____ the shop and the takeaway.
6. The restaurant is _____ the shopping centre.

Lesson 5

Part 1: Form the word using the prefix (un)

Word	Un -
Lucky	
Tie	
Lock	
Healthy	
Tidy	
Friendly	
Happy	
Do	
Safe	



Part 2: Fill in the table about you and about a friend around the word.


You	Your friend
Name: _____	Name: _____
Age: _____	Age: _____
Country: _____	Country: _____
Favorite food: _____	Favorite food: _____
Favorite color: _____	Favorite color: _____
Likes: _____	Likes: _____

Part 2: Write sentences about your new friend using the information from the table.

Vocabulary

Part 1: Match the word with correct picture

Bridge - ladder - Toyshop - Balcony -unfriendly - neighbourhood




Part 2: Write the correct spelling for each picture.



□ □ □ □ □ □ □ □

□ □ □ □ □ □ □ □



□ □ □ □



□ □ □ □ □ □ □ □



□ □ □ □ □ □ □ □ □ □



□ □ □ □ □ □ □ □



□ □ □ □ □ □