

تم تحميل هذا الملف من موقع المناهج الإماراتية



مذكرة مراجعة امتحانية وفق الهيكل الوزاري مع الإجابات

موقع المناهج ← المناهج الإماراتية ← الصف الثالث ← لغة انجليزية ← الفصل الأول ← مذكرات وبنوك ← الملف

تاريخ إضافة الملف على موقع المناهج: 2024-11-24 21:21:55

ملفات اكتب للمعلم اكتب للطالب | اختبارات الكترونية | اختبارات | حلول | عروض بوربوينت | أوراق عمل
منهج انجليزي | ملخصات وتقارير | مذكرات وبنوك | الامتحان النهائي للمدرس

المزيد من مادة
لغة انجليزية:

التواصل الاجتماعي بحسب الصف الثالث



صفحة المناهج
الإماراتية على
فيسبوك

الرياضيات

اللغة الانجليزية

اللغة العربية

التربية الاسلامية

المواد على تلغرام

المزيد من الملفات بحسب الصف الثالث والمادة لغة انجليزية في الفصل الأول

practice exam Writing نماذج اختبار كتابة

1

حل الكراسة التدريبية للاختبار النهائي وفق الهيكل الوزاري

2

الكراسة التدريبية للاختبار النهائي وفق الهيكل الوزاري

3

أسئلة اختبار تجريبي مع إجابات نموذجية

4

نموذجي أسئلة مراجعة مفردات وفهم قرائي

5



UNITED ARAB EMIRATES
MINISTRY OF EDUCATION

مدرسة سهيلة لتعليم الاساسي ح1 و ح2



مذكرة مراجعة هيكل مادة اللغة الإنجليزية لصف الثالث



T. Aesha Abdulla

T. Shaikha Musabbeh

الأسم:

الصف:



الكلمات المهمة

(الرجاء التركيز على الكلمات المذكورة في الهيكل الوزاري)

Animals	Community	Places
Bird عصفور	City مدينه	Zoo حديقة حيوانات
Camel جمل	Town بلدة	Supermarket سوبرماركت
Rabbit أرنب	House البيت	Shop مدينه
Frog ضفدع	Farm المزرعة	Park حديقة
Bear دب		School المدرسة

Describing objects	https://www.mauthor.com/present/5227768815681536
Describing place	https://www.mauthor.com/present/6689609655910400
Asking for and giving directions	https://www.mauthor.com/present/5569752969379840



القواعد المهمة

(القواعد المهمة لمشاهدة شرح القواعد يمكنكم استخدام الروابط)

Topic(s): Animals, community, places

ECFE Grammar	Prerequisite	GSE Grammar	Functional Language
Adjectives: position	Can use subject pronouns with the correct form of the verb 'be' in the simple present. (24)	Can use the verb 'be' in the simple present with adjectives. (25)	Describing places Describing objects Asking for and giving directions
Prepositions: place	Can use 'and' to link nouns and noun phrases. (25)	Can use basic prepositions of place with nouns and noun phrases. (26)	
Present time: present simple	Can make basic statements with subject + verb + object. (24)	Can use subject pronouns with the correct form of the verb 'be' in the simple present. (24)	

Links for videos and digital activities books pages :

Adjectives: position	Learner's book : page 16 and 41 Activity book : page 14 and 38	https://www.mau thor.com/present /6339308520341 504
Prepositions: place	Learner's book : page 28 and 29 Activity book : page 26,27 and 28	https://www.mau thor.com/present /4784213626322 944
Present time: present simple	Learner's book : page 21 lesson 9 Activity book : page 24	https://www.mau thor.com/present /5143151643328 512



Singular and Plural Nouns

one

NO "s"

girl
table

2 or more

ADD "s"

girls
tables

If the word ends with "y"

take out the "y"

and ADD "ies"

country → countries

baby → babies

library → libraries

memory → memories



Singular = 1

Plural = 2 or more

1 child



2 children



1 person



2 people



1 man



2 men



1 woman



2 women



For some plural words, **we can't add "s"** at the end of the word.

The word **changes** like the examples on top.

Students should study and learn these words as they are.

بعض كلمات الجمع، لا يمكننا إضافة حرف ال s في نهاية الكلمة.
لأن بعض الكلمات تتغير عند جمعها مثل الكلمات الموجودة في الأعلى.
على الطلاب دراسة وتعلم هذه الكلمات كما هي.



Verb to be:
is / are

1 = **is**

2 or more = **are**



There **is** one teacher.

There **is** a teacher.

With singular nouns (names) we use = **is**

Note: **one** / **a** / **an** = they all mean **1**

مع الأسماء المفردة نستخدم فعل **is**
ملاحظة: **one** / **a** / **an** = جميعهم يعنون مفرد **1**



There **are** eight students.

With plural nouns (names) we use = **are**

Note: we add **s** at the end of the plural noun (name)

مع أسماء الجمع نستخدم فعل **are**
ملاحظة: نضيف حرف **s** نهاية اسم الجمع



Pronouns



He

هو

H = like Hamad

He = for a boy



She

هي

Sh = like Shamma

She = for a girl



It

It = for an
object, a thing
or an animal



They

هم

For 2 or more



I أنا

I = for myself

When I talk about myself I
use "I"



We نحن

We = for us (more than 1)

When we talk about us we
use "we"



Present Simple Verbs

He She It



He eats

She eats

It eats

They We You



They eat

We eat

You eat

Example:

She (drink / drinks) water.

We (play / plays) games.

Now, it's your turn to practice. Circle the correct verb.

1. He (read / reads) books.
2. They (dream / dreams) big.
3. It (break / breaks) easily.
4. She (write / writes) diary entries.
5. You (speak / speaks) English well.



Present Simple Verbs

He She It



He eats

She eats

It eats

Exception:

If the verb ends with **-ch** or **-sh**, we add **-es**.

قانون الاستثناء:

إذا كان آخر الفعل **sh** أو **ch** نضيف **es**

Example:

brush → brushes

catch → catches

talk → talks

eat → eats

Now it's your turn to practice.

think → _____

laugh → _____

watch → _____

smile → _____

run → _____

search → _____

rush → _____

shower → _____



Verb to be: is / are / am



He



She



It

We use he / she / it for **singular nouns**,
so they take = **is**

He **is**

She **is**

It **is**

نستخدم he / she / it للأسماء المفردة
لذلك تأخذ هذه الأسماء فعل = **is**
كما هو موضح في الأعلى

They



We use they / we for **plural nouns**,
so they take = **are**

They **are**

We **are**

نستخدم they / we لأسماء الجمع
لذلك تأخذ هذه الأسماء فعل = **are**
كما هو موضح في الأعلى



We

I = am

I can only take **am**

You = are

You can only take **are**



I



You

I تأخذ **am** فقط
You تأخذ **are** فقط



صفات Adjectives

We use **adjectives** to describe someone or something.


Adjectives can **describe** the color, size, look, feeling, quantity... etc.

- Color: yellow - red - green - pink...
- Size: big - small - tiny - giant....
- Look: beautiful - nice - short - tall - long...
- Feeling: happy - sad - mad - angry - excited...

For example:

The elephant is **big**.

It is **excited**.



The chick is **small**.

It is **cute**.

He is **short**.

He is **happy**.

He is wearing a **yellow** shirt.
























He is **tall**.

He is **happy**.

He is wearing a **green** shirt.



Adjectives - Word List

short 	tall 	strong / brave 
big 	small 	beautiful / pretty 
good 	bad 	smart / clever 
wise 	lazy 	friendly 
happy 	grumpy 	excited 
fat 	thin 	shy 
funny 	scary 	sad 



القسم الأول القراءة :

1	A	Match high frequency words to pictures. Below level Draw a line from the word to the correct picture. Each picture can only be used once. There is one example.	ENG.01.2.2.XX.002 Read and identify familiar words and set phrases in very short, simple texts on familiar topics with the help of pictures.	6 questions and an example. 2 marks each.	6 lexis items 6 pictures
	B	MAZE At level Read the text and choose the correct word(s) to complete the sentences.	ENG.02.2.3.XX.003 Read and identify familiar words and set phrases in short, simple texts on familiar topics.	6 gaps to fill and an example. 2 marks each	A MAZE with 6 gaps 3 answer choices per gap

- A. توصيل الكلمات مع الصورة .
- B. اختيار الإجابة الصحيحة من ضمن الفقرة
الاختيارات ستكون أسفل الفقرة.



Part 1A

Read the words. Draw a line from the word to the correct picture

1. sport

2. football

3. Beach

4. Teacher

5. School

6. Swimming

7. frog





Part 1A

Read the words. Draw a line from the word to the correct picture

1. zoo



2. supermarket



3. park



4. library



5. Bird



6. Camel



7. Rabbit



8. frog





Part 1A

Read the words. Draw a line from the word to the correct picture



1. bear



2. shop



3. park



4. town



5. Farm



6. Cow

7. House






Part 1A

Read the words. Draw a line from the word to the correct picture

1. in



2. In front of



3. Behind



4. Under




5. On



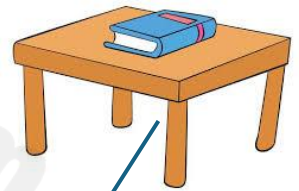


Part 1A

Read the words. Draw a line from the word to the correct picture



1. The cat is in the box.



2. The cat is in front of the box.

3. The cat behind the box.



4. The girl is reading under the table.



5. I forgot my book on the table.





Part 1A

Read the words. Draw a line from the word to the correct picture

1. turtle



2. bear



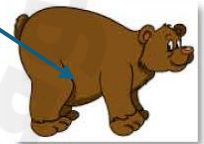
3. city



4. frog



5. village



6. rock





Part 1A

Read the words. Draw a line from the word to the correct picture

1. kids

2. ladder

3. bicycle shop

4. jumper

5. writer

6. gardener





Part 1A

Read the words. Draw a line from the word to the correct picture

1- computer

2- book

3- classroom

4- school

5- teacher



Almanahj.com 2025
مع المناهج الإلكترونية



Part 1A

Read the words. Draw a line from the word to the correct picture

1. traffic

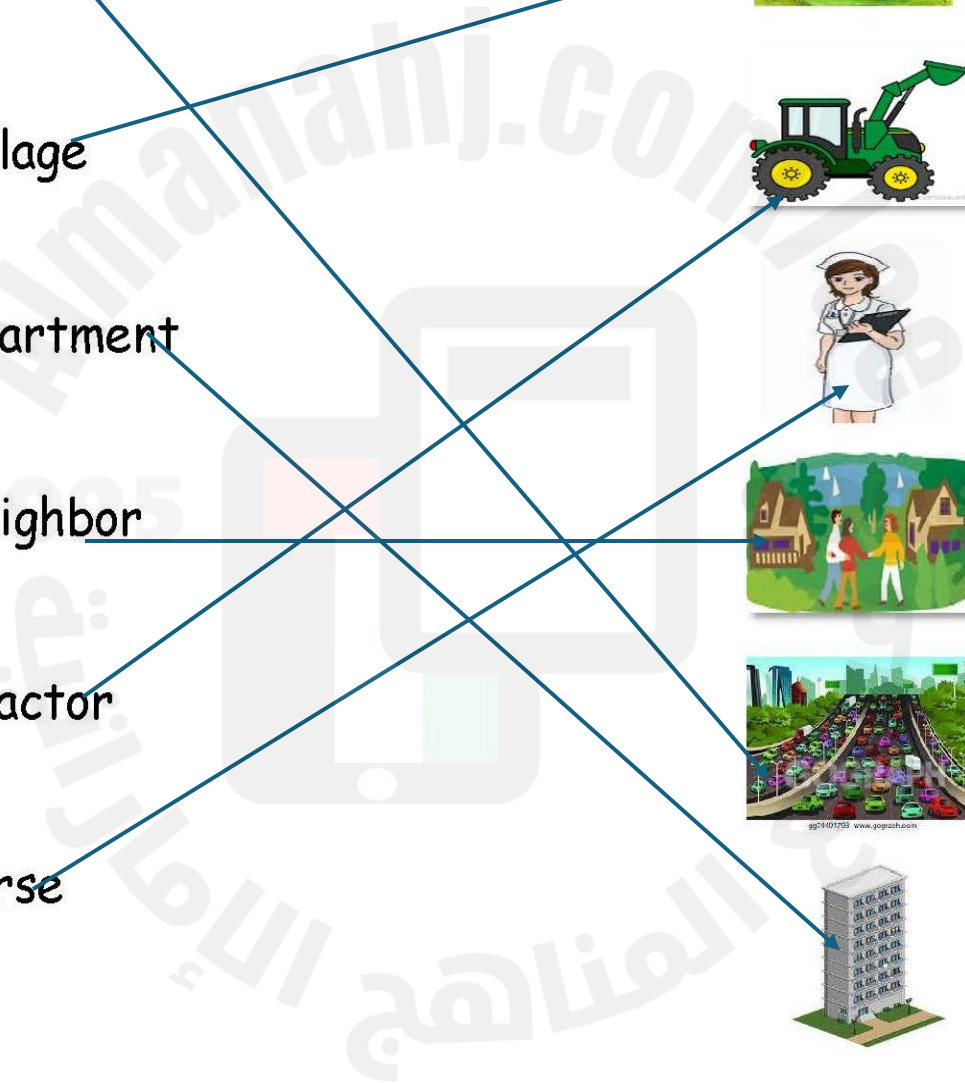
2. village

3. apartment

4. neighbor

5. tractor

6. nurse





Part 1 A

Read the words (1-6) Draw a line from the word to the correct picture.

angry

happy

sad

hungry

sleepy

give





Part 1B

Read the texts and circle the correct word to complete the sentences. There is one example.

My name is Mahra. This is my week. I 1. _____ English on Monday. My brother 2. _____ sports on Sunday. My father 3 _____ books on Saturday. My mother 4. _____ shopping on Thursday. It's the weekend. We 5. _____ to the park.

1.
a. Study
b. Studies
c. Studying

2.
a. play
b. plays
c. playing

- 3
a. read
b. reads
c. reading

- 4
a. go
b. went
c. goes

- 5
a. go
b. went
c. goes



Part 1B

Read and identify familiar words and set phrases in short, simple texts on familiar topics

Mr Khalid 1. _____ a firefighter and he works at a fire station. He wears a firefighter's uniform. When the fire alarm rings, he 2. _____ puts on his uniform. He 3- _____ in the fire engine and rushes to the fire. The light on the fire engine flashes and you can hear a 4- _____ siren. Sometimes Mr Khalid goes to schools and talks to the

5- _____.

1.

- A) **is**
- B) are
- C) am

4.

- A) **loud**
- B) quiet
- C) polite

2.

- A) **quickly**
- B) Slowly
- C) loudly

5.

- A) child
- B) **children**
- C) childs

3.

- A) **jump**
- B) jumps
- C) jumped



Part 1B

Read and identify familiar words and set phrases in short, simple texts on familiar topics

Yesterday, we 1. _____ to 2. _____ bookshop that's 3. _____ a café. We 4. _____ in the morning when the sun came up. This bookshop is big 5. _____ has lots of 6. _____.

1.

- A) **walked**
- B) walking
- C) walks

4.

- A) goes
- B) going
- C) **went**

2.

- A) **the**
- B) an
- C) any

5.

- A) or
- B) **and**
- C) but

3.

- A) Between
- B) **next to**
- C) Straight

6.

- A) **books**
- B) A book
- C) book



Part 1B

Read the texts and circle the correct word to complete the sentences. There is one example.

Hi, my name is Fahad.1. I _____ in Dubai in house number 12 with my family. My mother2. _____ a clothes designer. She makes nice3. _____. My father is a writer. He 4. _____ to write books. I 5. _____ one sister, 6. _____ name is Mona. We like to play together. We go to the park 7. _____ have fun.

1.
A) eat
B) **live**
C) run

2.
A) **is**
B) are
C) am

3.
A) tables
B) **clothes**
C) books

4.
A) **likes**
B) like
C) liking

5.
A) has
B) **have**
C) are

6.
A) his
B) **her**
C) I

7.
A) but
B) **and**
C) or



Part 1B

Read the texts and circle the correct word to complete the sentences. There is one example.

My classroom Example___ my favorite place. There 1___ desks and chairs. There are twenty 2 _____. My teacher is very 3 _____, and she always 4_____ us. On the walls, there are pictures and posters that make me happy. I 5_____ my own desk, with a book and 6 _____ on it. We are ready to learn and have fun together every day!"

EXAMPLE

- a) are
- b) is
- c) am

1

- a) are
- b) is
- c) am

2

- a) students
- b) student
- c) studnts

3

- a) funny
- b) nice
- c) happy

4

- a) help
- b) helping
- c) helps

5

- a) has
- b) have
- c) am

6

- a) pencils
- b) pencil
- c) pens



Part 1B

Read the texts and circle the correct word to complete the sentences. There is one example.

Hi, I'm Ahmed! I wake Example ___ early every day, and 1 ___ always excited to start my day. First, I 2 ___ my teeth and wash my face. Then, I eat my 3 ____ . After that, I go to school, and I feel 4 _____ to see my friends. They 5 ___ all in my class. In the afternoon, I come home. I play with my sister. She 6 _____ to play hide and seek.

EXAMPLE

- a) on
- b) up**
- c) out

1

- a) I'm**
- b) Im
- c) is

2

- a) brushes
- b) brush**
- c) brushing

3

- a) dinner
- b) lunch
- c) breakfast**

4

- a) sleepy
- b) happy**
- c) angry

5

- a) were
- b) are**
- c) is

6

- a) likes**
- b) like
- c) pens



القسم الثاني القراءة الجزء 2 :

2	A	Match very short, simple texts with very simple titles. Below level Match the texts to the titles. Write the title letter that matches the text in the box. Each title can only be used once. There are two titles you do not need. There is one example.	ENG.01.2.3.XX.001 Read and understand the overall meaning of very short, simple texts with the help of pictures.	4 questions and an example 3 marks each	4 texts, 6 titles (including 2 distractors)
	B	Complete sentences about a short text by choosing words from a word bank. At level	ENG.02.2.3.XX.003 Read and identify familiar words and set phrases in short, simple texts on familiar topics.	4 questions and an example 3 marks each	6 key lexical / grammatical items in word bank (including 2 distractors)

A. صل العنوان بالفقرة.

B. اكمل الجملة حول نص قصير عن طريق

اختيار الكلمات من بنك الكلمات



Part 2A

Read the texts. Write the letter of the title that best matches the text in the box. Underline at least 2 key words that helps identify the overall meaning.

Texts

1. My town is a small, friendly place with a lovely park and a cozy library. People enjoy visiting the town square and spending time together.

B

Titles

A. At the zoo

2. Alia had a day with the animals. She saw a frog sitting on a rock. She watched the duck swimming.

A

B. Where do I live

3. Today, I went with my family to buy fresh fruits, vegetables, and some treats.

D

C. all about me

4. We have day and night because the Earth turns around. When our side faces the sun, it's day, and when it faces away, it's night

E

D. Supermarket

5. I am 9 years old. My favourite subject is math . My favourite colour is red. I like to eat healthy food.

C

E. Day and night



Part 2A

Read the texts. Write the letter of the title that best matches the text in the box. Underline at least 2 key words that helps identify the overall meaning.

Texts

1. Mrs Khawla usually takes her daughter, Samira, to the bookshop on Saturdays. They sometimes go to the bookshop on Fridays.

D

2. Hello! My name is Sami. Today, I am watching the sky race in Dubai. My dad is one of the runners! The runners race inside a tall building in Dubai.

C

3. These animals are birds that love water. You can find them in ponds, streams and rivers. They are good at swimming. They have feathers.

E

4. They are the biggest cats in the world. They have fur with a stripy pattern. They don't lay eggs.

B

5. Dubai is a fun place. There are some great things to do and see. There are many beautiful mosques in Dubai. I like to visit them with my dad. There is a huge mall next to my house.

A

Titles

A. My City

B. All About Tigers

C. My Father's Race

D. Going to the Bookshop

E. Duck Facts



Part 2A

Read the texts. Write the letter of the title that best matches the text in the box. Underline at least 2 key words that helps identify the overall meaning.

Texts

Titles

1. Liam and his mom went to the zoo on Saturday. Liam saw lions, monkeys, and colorful birds. His favorite animals were the playful monkeys swinging on the branches

B

A. What I want to do

2. Last Saturday, Mia and her dad went to the library. Mia was excited to find new books to read.

C

B. At the zoo

3. Hi, I'm Mansoor. I want to be a firefighter. I like to climb ladders. I will wear a uniform and drive a fire engine.

A

C. Library Trip

4. Camels are animals that live in the desert and can go a long time without water. They have humps on their backs, which help them stay strong in hot, dry places.

D

D. Camels

5. My town has a big park, a library, and lots of friendly neighbors. On weekends, my friends and I ride our bikes around town or visit the ice cream shop. I love living here because there's always something fun to do!

E

E. My Town



Part 2A

Read the texts. Write the letter of the title that best matches the text in the box. Underline at least 2 key words that helps identify the overall meaning.

Texts

1. This ball is round and bounces high when you throw it. It is red with white stripes all around it."

C

Titles

A. My family

2. This is a big place with green grass and many trees. Children play on swings and slides. Birds fly around, and the wind makes the leaves move

D

B. My city

3. I live in a loud place. Here is my home. It is an apartment. My mum is a teacher. I love it here!

B

C. My new ball

4. He works at a fire station. He wears a firefighter's uniform: a jacket, trousers, gloves, boots and a helmet.

E

D. Park

5. I live in a house with my family. I live with my mum and dad, my brother and my grandma. I love my family.

A

E. Firefighter



Part 2B

Read the texts. Complete the text by choosing the correct words from the text bank. There is one word you do not need.

farm	goat	milk
feeds	food	camel

Ali lives on a farm in the UAE with his family. They take care of animals like camels, goats, and chickens. Every morning, Ali feeds the animals and makes sure they have water. The camels give milk, and the chickens lay eggs that Ali's family uses for breakfast. Ali loves spending time with the animals and helping on the farm.

Ali lives on a farm in the UAE. The animals on Ali's farm include camels, goats, and chickens. Every morning, Ali feeds the animals. The camels give milk. Ali's family uses the lay eggs from the chickens for breakfast.



Part 2B

Read the texts. Complete the text by choosing the correct words from the text bank. There are two words you do not need.

My city is filled with tall buildings, busy streets, and beautiful parks where people relax. There are many interesting places to visit, like museums, art galleries, and a big library with lots of books. On weekends, my family and I enjoy going to the park to have a picnic or to watch a movie at the theatre. My city also has great restaurants, where we sometimes go out to eat delicious food.

1. My city has tall **building** and busy streets.
2. There are many places to visit, like the library, which has lots of **books**.
3. My **family** and I enjoy having a picnic in the park.
4. Sometimes we eat tasty **food** at restaurants in the city.
5. Another place to visit in my city is the **museum**.

Buildings	museum	family
parks	books	food



Part 2B

Read the texts. Complete the text by choosing the correct words from the text bank. There are two words you do not need.

My village is small but very beautiful, with green fields and many trees. People in the village know each other well and often help with farming or other work. Every morning, I hear the birds singing, and sometimes I see cows and goats near the fields

1. My village has green **fields** and many **trees**.
2. People in my village often **know** each other with work.
3. In the morning, I hear **the birds** singing.
4. Sometimes I see **cows** and goats near the fields.

Trees	Field	Cows
Help	birds	Goats



Part 2B

Read the texts. Complete the text by choosing the correct words from the text bank. There is one word you do not need.

Sam's friend Mia asked him how to get to the library. Sam said, "First, go straight down Main Street. Then, turn left at the park. Walk past the bakery, and the library will be on your right." Mia thanked Sam and followed his directions. She was happy when she found the library easily.

bakery	library	straight
left	right	easily

Mia asked Sam for directions to the **library**. Sam told Mia to go **straight** down Main Street. Sam said to turn **left** at the park. Mia walked past the **bakery** before reaching the library. The library was on Mia's **right** side.



القسم الثالث القراءة الجزء 3 :

3	MCQs about two paragraph-level texts, presented together. Above level	LL2.R.C.2 Compare and contrast information within or across simple texts. LL2.R.P.2 Consider how information from simple texts can be used after reading or listening. ENG.02.2.3.XX.002 Read and understand the overall meaning of short, simple texts on familiar topics.	4 questions 3 marks each	2 informative texts 4-6 sentences per text
---	--------------------------------------------------------------------------	-------------------------------------------------------------------------------------------------------------------------------------------------------------------------------------------------------------------------------------------------------------------------------------------------------------------------	---------------------------------	-----------------------------------------------

الفهم المقروء إقرأ الفقرة واختر الإجابة الصحيحة.



Part 3

**Read the texts and answer the questions
.Circle the correct answer.**

Text 1

A teacher works in a school and helps students learn new things. They teach different subjects like math, science, and English. Teachers also help students solve problems and encourage them to do their best. Sometimes, teachers plan fun activities to make learning exciting. They also give homework to help students practice what they learn in class.

Text 2

A doctor works in a hospital or clinic and takes care of sick people. They check patients, give them medicine, and help them feel better. Doctors also teach people how to stay healthy by eating good food and exercising. Sometimes, they perform surgeries to fix injuries or illnesses. Their job is very important because they save lives and keep people healthy.

1. What is the title of Text 1?

- a) A Doctor's Job
- b) A Teacher's Job
- c) A Farmer's Job

2. What is the purpose of Text 1?

- a) To tell a story about a teacher
- b) To describe what a teacher does
- c) To explain how to become a teacher

3. Where does a teacher work?

- a) In a hospital
- b) In a school
- c) In a factory

4. What is the title of Text 2?

- a) A Teacher's Job
- b) A Doctor's Job
- c) A Scientist's Job

5. What is the purpose of Text 2?

- a) To describe what a doctor does
- b) To tell a funny story about a doctor
- c) To explain how to stay healthy

6. What does a doctor teach people?

- a) How to read
- b) How to stay healthy
- c) How to do surgeries



Part 3

**Read the texts and answer the questions
.Circle the correct answer.**

Text 1

In the afternoon, My family and I eat the lunch together. we play chess , watch tv or talk about our day. Also, we like to read books together. Sometimes, I draw pictures with my sister. I usually help my mom washing the floor. At night, we have dinner and go to sleep.I spend a fun time with my family.

Text 2

On Saturdays, I usually play football with my friends at the park. After the game, we sometimes eat ice cream. On Sundays, I visit my grandparents and have lunch together.I like to spend time with my cousins and play table tennis.My favourite part of the day is listening to my grandma's stories.

1. What is all of Text 1 about?

- A. Spending time with family at home.
- B. Playing sports at the park.
- C. Visiting grandparents.

2. What is all of Text 2 about?

- A. Family dinners at home.
- B. Weekend activities with family and friends.
- C. Daily chores

3. What do both texts talk about?

- A. Spending time with family.
- B. Doing homework.
- C. Cooking meals.

4. You can use both texts to draw a picture of:

- A. A child sits with his grandparents.
- B. A family spends time together.
- C. Children play together.



Part 3

Read the texts and answer the questions .Circle the correct answer.

Text 1:

Yesterday, my family and I went to the zoo. I was excited to see all the animals! We saw lions, tigers, and even some playful monkeys. I learned that each animal has a special diet to stay healthy. We had a great time exploring all the different animal exhibits.

Text 2:

Zoos are places where we can see animals from all around the world. They help us learn about animals and how to protect them. Some animals at the zoo are endangered, which means there are not many of them left in the wild. Zoos work to keep these animals safe .

1. What is the title of Text 1?

- a) My Trip to the Zoo
- b) Why Zoos are Important
- c) Animals and Nature

4. What is the purpose of Text 2?

- a) To tell a story about a trip
- b) To explain the jobs of zookeepers
- c) To teach why zoos help animals

2.What animals did the writer see in Text 1?

- a) Dogs, cats, and birds
- b) Lions, tigers, and monkeys
- c) Fish and dolphins

3.What is the purpose of Text 1?

- a) To explain why zoos are important
- b) To tell a story about a visit to the zoo
- c) To describe a favourite animal



القسم الرابع الكتابة

English Learning Continuum Phase 2 / ECFE Level 2.1 Grade 4 Access Book 4				Domain: Writing	
Part	Section	Question Type and instruction	Outcomes Assessed	Number of Questions / Marks	Constructs
Writing		Short-answer questions. At level Look at the picture. Answer the questions by writing complete sentences. Use the words in the box to help you.	ENG.02.4.3.XX.002 Write short, simple texts on familiar topics. ENG.02.4.2.XX.005 Write sentences using correct punctuation. ENG.02.4.2.XX.022 Apply spelling rules and conventions when writing.	5 short answer questions 40 marks Marked using the writing rubric	One Image and questions about a topic from the curriculum. Word box vocabulary is 12-15 words from the IP. The questions elicit personal experiences and ideas from the students.

كتابة جملة صحيحة (صورة و كلمات مساعدة)

2025

2024

www.aminah.com



Writing Sentences

- 1) Start with a **capital letter**.
- 2) Write a **FULL sentence**, NOT one word.
- 3) Finish the sentence with a **full stop**.

Writing a Good Sentence

Noun + Verb + Object

(name) (action) (the rest
of the sentence)

He + eats + a banana.

(name) (action) (the rest
of the sentence)





Part 4

Look at the image. Answer the questions by writing complete sentences. Use the words in the box to help you.



School		
read	study	book
help	pencils	playground
kind	clever	twenty

1. What is in your classroom?

2. How many students in your class?

3. Where do you play at school?

4. What is your teacher like?



Part 4

Look at the image. Answer the questions by writing complete sentences. Use the words in the box to help you.



big, small, fast, slow,
colours, fun, trees, birds,
people, food, fruit, meat,
leaves , playground

1. What is your favourite animal to see at the zoo?

2. What do you see when you visit the zoo?

3. Have you ever fed an animal at the zoo? What was it like?

4. If you could feed an animal at the zoo, what would you give it?

5. Where are other places to see animals?



Part 4

Look at the image. Answer the questions by writing complete sentences. Use the words in the box to help you.



home, live, house, street,
city, family, big, small,
friends, room, park, school,
town , loud , traffic, quiet

1. Where do you live?

2. What is your favourite thing about where you live?

3. Do you have a big or small house, or do you live in an apartment?

4. Do you have friends who live near you?

5. What is your neighbourhood like?



Part 4

Look at the image. Answer the questions by writing complete sentences. Use the words in the box to help you.



Word Bank		
computer shop		
supermarket	friends	
dad	evening	
shoes	loud	mum jacket
sports shop		morning
afternoon	big	small

1. What do you get at the mall?

2. What is your favourite shop?

3. Who do you go to the mall with?

4. What time do you go to the mall?

5. Where are other places to shop?