

تم تحميل هذا الملف من موقع المناهج الإماراتية



\*للحصول على أوراق عمل لجميع الصفوف وجميع المواد اضغط هنا

<https://almanahj.com/ae>

\* للحصول على أوراق عمل لجميع مواد الصف الخامس اضغط هنا

<https://almanahj.com/ae/5>

\* للحصول على جميع أوراق الصف الخامس في مادة تربية بدنية ولجميع الفصول, اضغط هنا

<https://almanahj.com/ae/5sports>

\* للحصول على أوراق عمل لجميع مواد الصف الخامس في مادة تربية بدنية الخاصة بـ الفصل الأول اضغط هنا

<https://almanahj.com/ae/5sports1>

\* لتحميل كتب جميع المواد في جميع الفصول للـ الصف الخامس اضغط هنا

<https://almanahj.com/ae/grade5>

للتحدث إلى بوت المناهج على تلغرام: اضغط هنا

[https://t.me/almanahj\\_bot](https://t.me/almanahj_bot)



# Unit 2a

## Football Fans

# Ball control

It is important to control the ball when we are playing football. This will help our team control the match. If our team is good at passing and receiving the ball, we will keep the ball longer.

## Activity 1

Label the parts of the foot we use to pass or receive the ball.



Which foot do you kick the ball with? Circle the foot you kick the ball with.






# Dribbling the ball

We can move with the ball in football. We can use our feet to move up and down the pitch. This is called dribbling. When we play football, we can move with the ball at different speeds.

## Activity 2

Help Khalid dribble the ball around the cones. Once you have done this in PE, draw the lines in and around the cones.





## Running with the ball

We can run with the ball. This allows us to move fast across the football pitch.

### Activity 3

What is the difference between dribbling and running with the ball?

Write your answers in the boxes below.

dribbling	Ball closed to foot
running with the ball	Ball in front and short distance



Is Aliyah dribbling or running with the ball? Write your answer below.

Running



## Passing

We must work together in football. We can do this by passing the ball.

### Activity 4

Why do we pass the ball? Write your answer on the lines. Use these words to help you.

teammate

pass

control

To Pass the ball to our teammate  
who have open ~~area~~<sup>area</sup> area to the goal

### Activity 5

How do you pass the ball? Circle two words that describe what makes a good pass.

control

wide

aim

Put the word 'aim' into a sentence.

- Ball beside foot - strike

Through to my aim and keep

control

- we can aim and kick a ball

into the goal




## space

It is important to make space for yourself and your teammates. If your teammates move into space, you can pass the ball to them. If you move into space, your teammate can pass to you.

### Activity 7

Look at the circled player. Where should the player move to make more space to receive the ball? Draw a line in the picture below.



### Did you know?

The Woman's UAE football team won the WAFF championship in 2010 & 2011.



## Passing and moving

In a game we can pass the ball to a moving teammate. This is a great way to move our team closer to the goal.

### Think, Pair and Share

**Think** – When can we pass to a moving teammate?

**Pair** – Pair up with the person beside you.

**Share** – Share your ideas with each other and then with the class.

### Activity 8

Practise your passing skills with your partner.

What did you do well? Write your answer.

I passed the ball accurately  
to my teammate



What did your partner do well? Write your answer.

He received the ball from me  
by write way

Use the words below to fill in the gaps:

front      help      run

I can pass the ball in front of my teammate.

This will help my teammate to run onto the ball.






## Attacking and defending

There are two teams in football. The attacking team and the defending team. The team who has control of the ball is called the attacking team. The team who is trying to get the ball is called the defending team.

### Activity 9

The red team are defenders. Draw in two attacking players so they can score a goal.



Why have you drawn your players here?

BeCause there is a pen area to shoot in my aim

When the attacking team has the ball, we must try to defend our goal. This will stop the other team from scoring. We can try to take the ball and become the attacking team.



# Football match

We can play in a football match. This is a great way to show our skills. We can have lots of fun. We can work together and play as a team.

## Activity 10

### FOOTBALL MATCH

What is the name of your team?

LiverPool

Who is on your team? Write the names of your teammates.

Mou Salah

What did you enjoy about playing in this match?

