

تم تحميل هذا الملف من موقع المناهج الإماراتية



## أسئلة الامتحان النهائي القسم الورقي منهج انسابير

موقع المناهج ← المناهج الإماراتية ← الصف السادس ← علوم ← الفصل الأول ← ملفات متنوعة ← الملف

تاريخ إضافة الملف على موقع المناهج: 19:23:10 2024-11-14

ملفات اكتب للمعلم اكتب للطالب الاختبارات الكترونية | اختبارات | حلول | عروض بوربوينت | أوراق عمل  
منهج انجليزي | ملخصات و تقارير | مذكرات و بنوك | الامتحان النهائي للمدرس

المزيد من مادة  
علوم:

## التواصل الاجتماعي بحسب الصف السادس



الرياضيات



اللغة الانجليزية



اللغة العربية



التربية الاسلامية



المواد على تلغرام

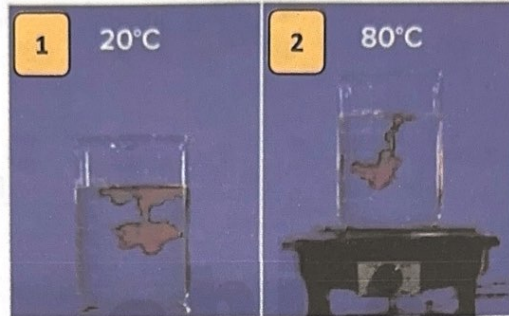
صفحة المناهج  
الإماراتية على  
فيسبوك

## المزيد من الملفات بحسب الصف السادس والمادة علوم في الفصل الأول

تجميعه أسئلة مراجعة وفق الهيكل الوزاري مع أسئلة امتحانات سابقة	1
حل تجميعه صفحات الكتاب وفق الهيكل الوزاري منهج انسابير	2
ملخص وتجميعه أسئلة وفق الهيكل الوزاري منهج بريدج متبوع بالإجابات	3
حل تجميعه أسئلة مراجعة وفق الهيكل الوزاري منهج انسابير	4
أسئلة مراجعة القسم الالكتروني وفق الهيكل الوزاري منهج بريدج متبوعه بالإجابات	5

Question	1
----------	---

A. In the dye race experiment two identical beakers with dye were observed to see the effect of heat on diffusion, as seen in the figure below.




1. Which beaker will have the dye spreading faster in it? .....
2. Explain your answer.

.....  
 .....  
 .....

B. Bars of different metals, in the figure below, are all heated to 100°C. How the following would be affected?

(Increase, decrease, or stay the same)

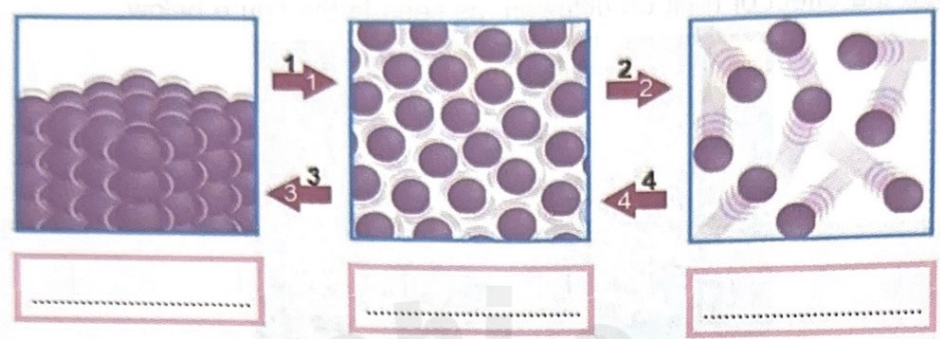


- Distance between particles: .....
- Bars length or volume: .....
- Particles vibration: .....



Question	2	
----------	---	--

A. In the following diagram, fill in the blanks the correct name for the state of matter shown.



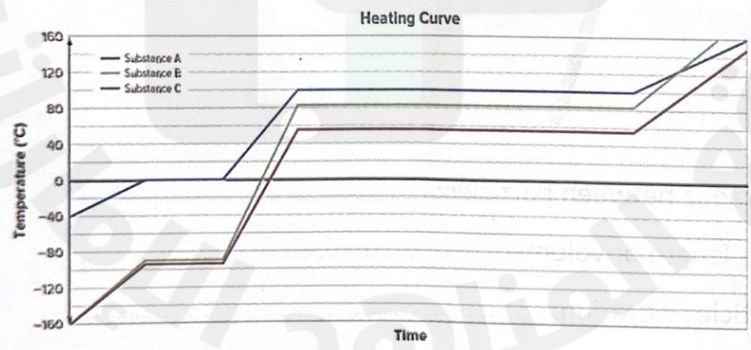
B. In which state of matter is the potential energy greatest?  
 .....

C. Give the correct name for processes represented by the red arrows, using the following table.

Boiling	Freezing
Melting	Condensation

1. ....
2. ....
3. ....
4. ....

D. The below graph shows the heating curves of three different substances. Order the substances according to their **boiling points**?





Substance ..... → Substance **B** → Substance .....  
 Highest → Lowest





A. In the following two systems, label them with **closed** or **open system**.

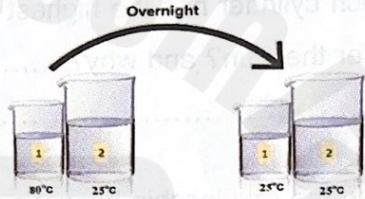
1. Heating vegetables in the microwave	2. Boiling water on the stove
	
.....	.....

B. In the system number 1, what is the source object and the receiver object?

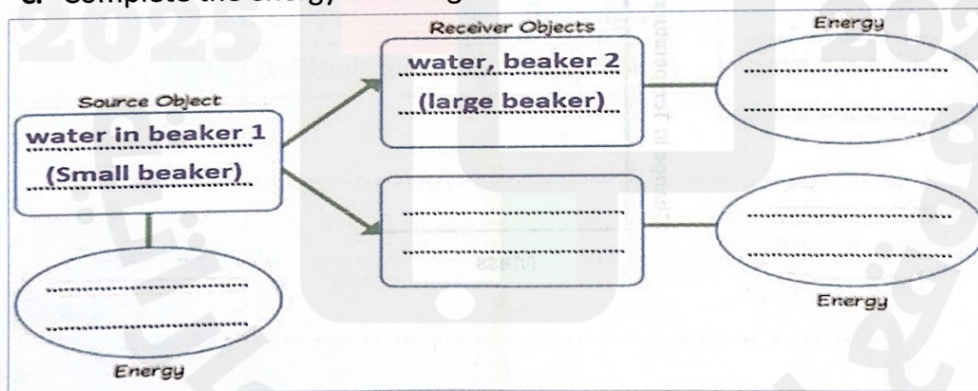
i. Source object: .....

ii. Receiver object: .....

Use the experiment "Transferring Temperature", to answer C and D questions:

<p>Two beakers, the small one (1) had hot water (80°C) and the large beaker (2) had room temperature water (25°C), they were left overnight on the classroom's table in the open air, then measured their temperature the next morning, both had the same temperature which is 25°C.</p>	
--	---

C. Complete the energy flow diagram.



D. What is it called when the two beakers had the same temperature at the end of the experiment? .....

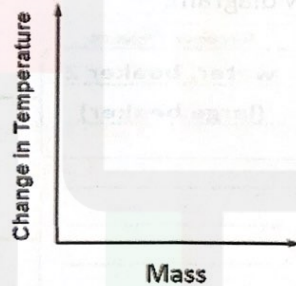


Three different cylinders made of the same metal were put under the Sun for 15 minutes, as seen in the figure below, then measured their temperature. Answer the following questions.



A. Which cylinder has the highest change in temperature after 15 min under the Sun? and why? .....


B. Draw the relationship between mass and change in temperature, by completing the graph below. (Directly or inversely proportional)





Question	5
----------	---

**First:** Using the water cycle in the figure below, give the correct names for the processes from 1 to 5, using the following table.

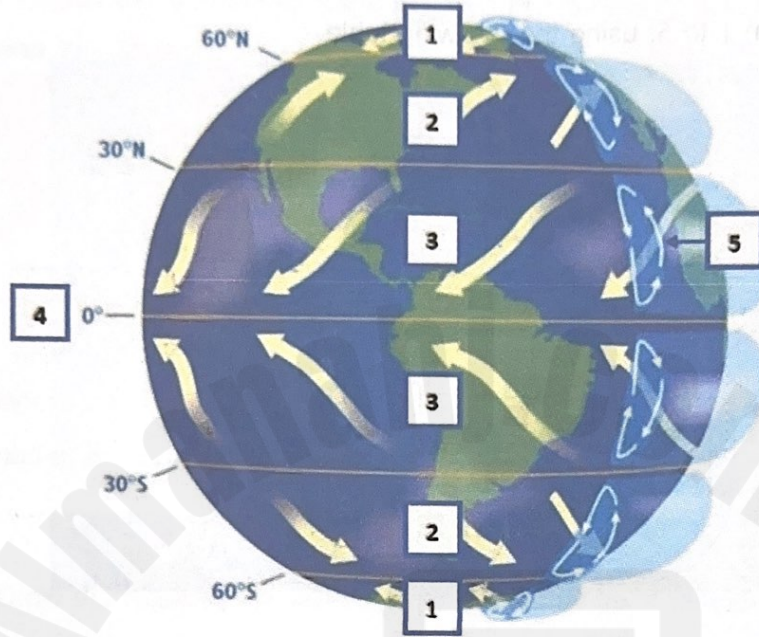


Condensation & Crystallization	Precipitation	Runoff
Transpiration & Exhalation	Evaporation	

1. ....
2. ....
3. ....
4. ....
5. ....



**Second:** The diagram models convection cells and wind patterns over the globe. Using the following table, fill in the blanks.



Convection cell	Polar easterlies	Equator
Trade winds	Prevailing westerlies	

- 1. ....
- 2. ....
- 3. ....
- 4. ....
- 5. ....

End of Questions

