

تم تحميل هذا الملف من موقع المناهج الإماراتية



الملف أوراق عمل الوحدة الأولى Reasoning Proportional and Ratios

موقع المناهج ← المناهج الإماراتية ← الصف السابع ← رياضيات ← الفصل الأول

روابط مواقع التواصل الاجتماعي بحسب الصف السابع



روابط مواد الصف السابع على تلغرام

[الرياضيات](#)

[اللغة الانجليزية](#)

[اللغة العربية](#)

[التربية الاسلامية](#)

المزيد من الملفات بحسب الصف السابع والمادة رياضيات في الفصل الأول

[حل أسئلة الامتحان النهائي - ريفيل](#)

1

[حل أسئلة الامتحان النهائي بريدج](#)

2

[أسئلة توقعات ليلة الامتحان وفق الهيكل الوزاري](#)

3

[حل تجميعة أسئلة وفق الهيكل الوزاري](#)

4

[حل أسئلة امتحان وفق الهيكل الوزاري](#)

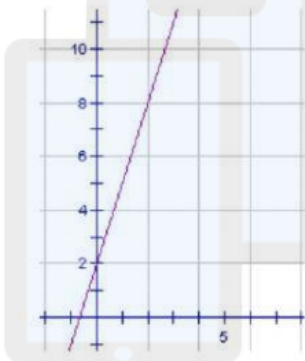
5

1. The points given in the table lie on a line. What is the slope of the line?

x	y
1	5
2	7
3	9
4	11

- A. 11
B. 2
C. 3
D. 5

2. What is the slope of the line shown in the graph?



- A. 3
B. -1
C. $\frac{1}{3}$
D. 2

3. Determine the slope of the line that passes through (2, 2) and (5, 8).

- A. $\frac{10}{7}$
B. -2
C. 2
D. $\frac{1}{2}$

4. What is the slope of the line that passes through (8, 4) and (6, 7)?

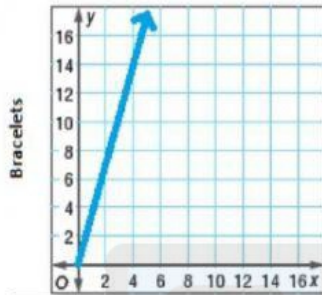
- A. $\frac{2}{3}$
B. $-\frac{3}{2}$
C. $-\frac{2}{3}$
D. $\frac{3}{2}$

Outcomes

- find the slope of a line
- interpret what the slope of a line represents

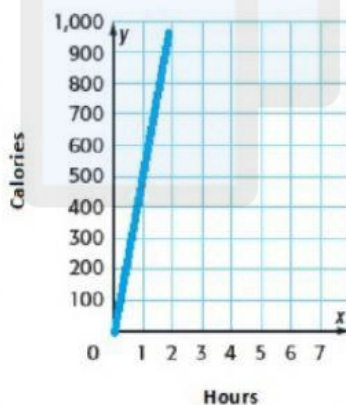
ADNOC School - Murad Jawaada - Math Teacher

1. The number of bracelets Robin makes varies directly as the number of hour she works. How many bracelets can she make in 3.5 hours?



- A. 9.5
- B. 13.5
- C. 12.5
- D. 10.5

2. The number of calories Kira burns while riding a bike varies directly with the number of hours the bike is ridden. How many calories are burned in 60 minutes?



- A. 60
- B. 2880
- C. 480
- D. 960

3. A car travels 195 miles in 3 hours. Assuming that the distance the car travels varies directly with the time, how far will the car travel in 5.5 hours?

- A. 357.5 miles
- B. 300 miles
- C. 220.5 miles
- D. 195 miles

Outcomes

find the constant of proportionality of a direct variation from a graph or an equation

ADNOC School - Murad Jawaada - Math Teacher

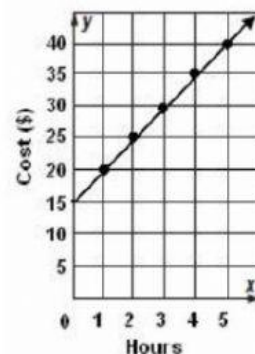
1. The graph of a proportional relationship is

- A. a straight line through the point $(0, 1)$.
- B. a straight line through the point $(0, 0)$.
- C. a straight line through the point $(1, 1)$.
- D. a straight line through any two points.

2. Which of the following situations would *not* be a proportional relationship?

- A. Rosa has \$50 and spends \$6 every day for lunch for one week.
- B. Jamie reads 22 pages per day for 8 days.
- C. Matthew earns \$12 per hour.
- D. Candles costs \$10 each.

3. Kayla earns \$6 per hour babysitting. Use the graph below to determine whether the amount of money Kayla earns is proportional to the number of hours she babysits.



- A. proportional; the graph is a straight line and the rate of change is constant
- B. not proportional; the graph is a straight line, but does not pass through the origin
- C. proportional; the graph is a straight line through the origin
- D. not proportional; the graph is not a straight line

Outcomes

To determine whether two quantities are proportional by graphing them on a coordinate plane

ADNOC School - Murad Jawaada - Math Teacher

1. What is the constant rate of change between the quantities in the table?

Hours	Amount Earned
2	10
4	20
6	30
8	40

- A. \$1 per hour
 B. \$40 per hour
 C. \$5 per hour
 D. \$10 per hour

2. What is the constant rate of change between the quantities in the table?

Time (min)	Water left in pool (gal)
10	80
20	60
30	40
40	20

- A. -20 gal per minute
 B. -2 gal per minute
 C. 2 gal per minute
 D. -10 gal per minute

3. What is the constant rate of change between the quantities in the table?

Time (min)	Calories
15	60
30	120
45	180
60	240

- A. 4 calories per minute
 B. 15 calories per minute
 C. 40 calories per minute
 D. 60 calories per minute

4. What is the constant rate of change shown in the graph?



- A. 55 mph
 B. 65 mph
 C. 70 mph
 D. 130 mph

Outcomes

to find the constant rate of change

ADNOC School - Murad Jawaada - Math Teacher

1. What is the relationship between the number of hours worked and the amount earned shown in the table?

Hours	Amount Earned (\$)
5	20
10	50
15	90

- A. cannot be determined
B. ratio
C. non-proportional
D. proportional

2. Angel runs 4 miles per day. What is the relationship between the number of days and how many miles he has run?

- A. cannot be determined
B. proportional
C. non-proportional
D. ratio

3. Liam earns \$7 an hour shoveling snow. What is the relationship between the number of hours and the amount he earns?

- A. proportional
B. cannot be determined
C. non-proportional
D. ratio

4. In an equilateral triangle, what is the relationship between the length of a side and the perimeter?

- A. ratio
B. cannot be determined
C. non-proportional
D. proportional

Outcomes

- To identify proportional relationships
- To use equivalent ratios

ADNOC School - Murad Jawaada - Math Teacher