

شكراً لتحميلك هذا الملف من موقع المناهج البحرينية



نشاط محلول في اللغة الإنجليزية

موقع المناهج ← المناهج البحرينية ← الصف الأول ← لغة انجليزية ← الفصل الثاني ← الملف

تاريخ نشر الملف على موقع المناهج: 11:55:21 2023-11-08

التواصل الاجتماعي بحسب الصف الأول



روابط مواد الصف الأول على تلغرام

[الرياضيات](#)

[اللغة الانجليزية](#)

[اللغة العربية](#)

[التربية الاسلامية](#)

المزيد من الملفات بحسب الصف الأول والمادة لغة انجليزية في الفصل الثاني

[مراجعة وأنشطة اللغة الإنجليزية الوحدة الثانية](#)

1

[نشاط تدريبي الوحدة الخامسة](#)

2

[نشاط تدريبي حرف f](#)

3





[نشاط تدريبي حرف f](#)

4

[نشاط تدريبي حرف e](#)





5

1 Match.

1  2  3  4 

crayon rubber pencil case ruler

2 Read and draw.


1  2  3  4 

pen pencil book bag

3 Listen and number. TR: 3

2  5  3 

6  1  4 

1 Listen and circle.  TR: 4

What's this?
Take **a** / **it's** look!
It's / **What's** this?
It's a book.



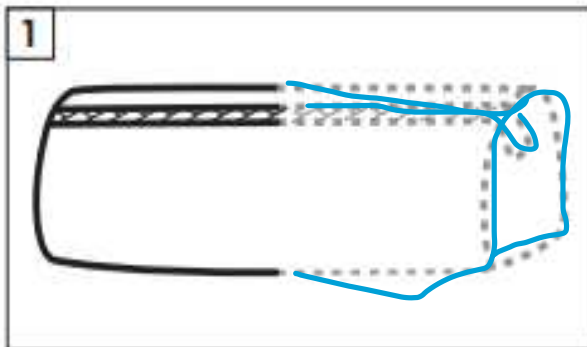
What's this?
Look again.
What's this?
It's / **What's** a pen.



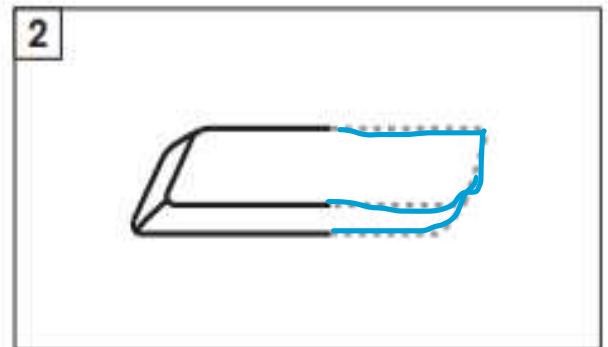
What's **it's** / **this**?
It's a room.
What's this?
Our classroom!



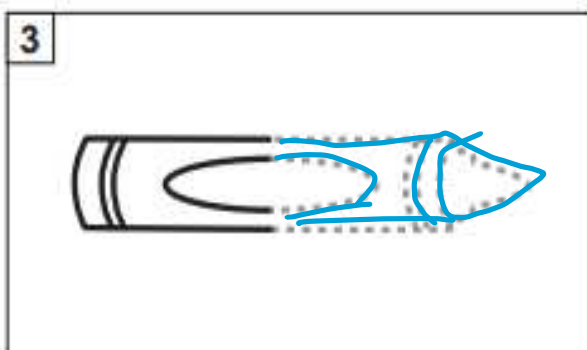
2 Trace.



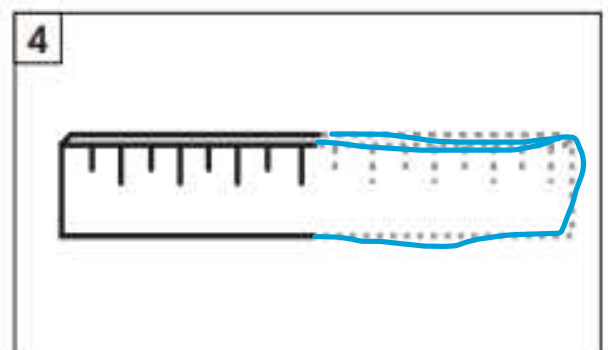
What's this?
It's a pencil case.



What's this?
It's a rubber.




What's this?
It's a crayon.



What's this?
It's a ruler.

1 Number the picture.

- 1 board
- 2 chair
- 3 desk
- 4 poster



2 Read and circle. TR: 5

Look at the photo. What's this? It's a classroom.
What can you see in the classroom?

Can you see a **desk** / **poster**? It's blue.

Can you see a **board** / **poster**? It's white.

Can you see a **board** / **chair**? It's yellow.

Can you see a **chair** / **desk**? It's brown.



3 Read again and match.

1 The board is _____ white.

2 The chair is ~~_____~~ blue.

3 The poster is ~~_____~~ yellow.

1 Read and tick (✓).




What's this?
Is it a pencil?
 Yes, it is.
 No, it isn't.




What's this?
Is it a crayon?
 Yes, it is.
 No, it isn't.



What's this?
Is it a ruler?
 Yes, it is.
 No, it isn't.



What's this?
Is it a book?
 Yes, it is.
 No, it isn't.

2 Listen and tick (✓).  TR: 6



Yes, it is.
 No, it isn't.



Yes, it is.
 No, it isn't.




Yes, it is.
 No, it isn't.



Yes, it is.
 No, it isn't.

LESSON
5 Song

1 Listen. Tick (✓) or cross (X).  TR: 7

1



2



3



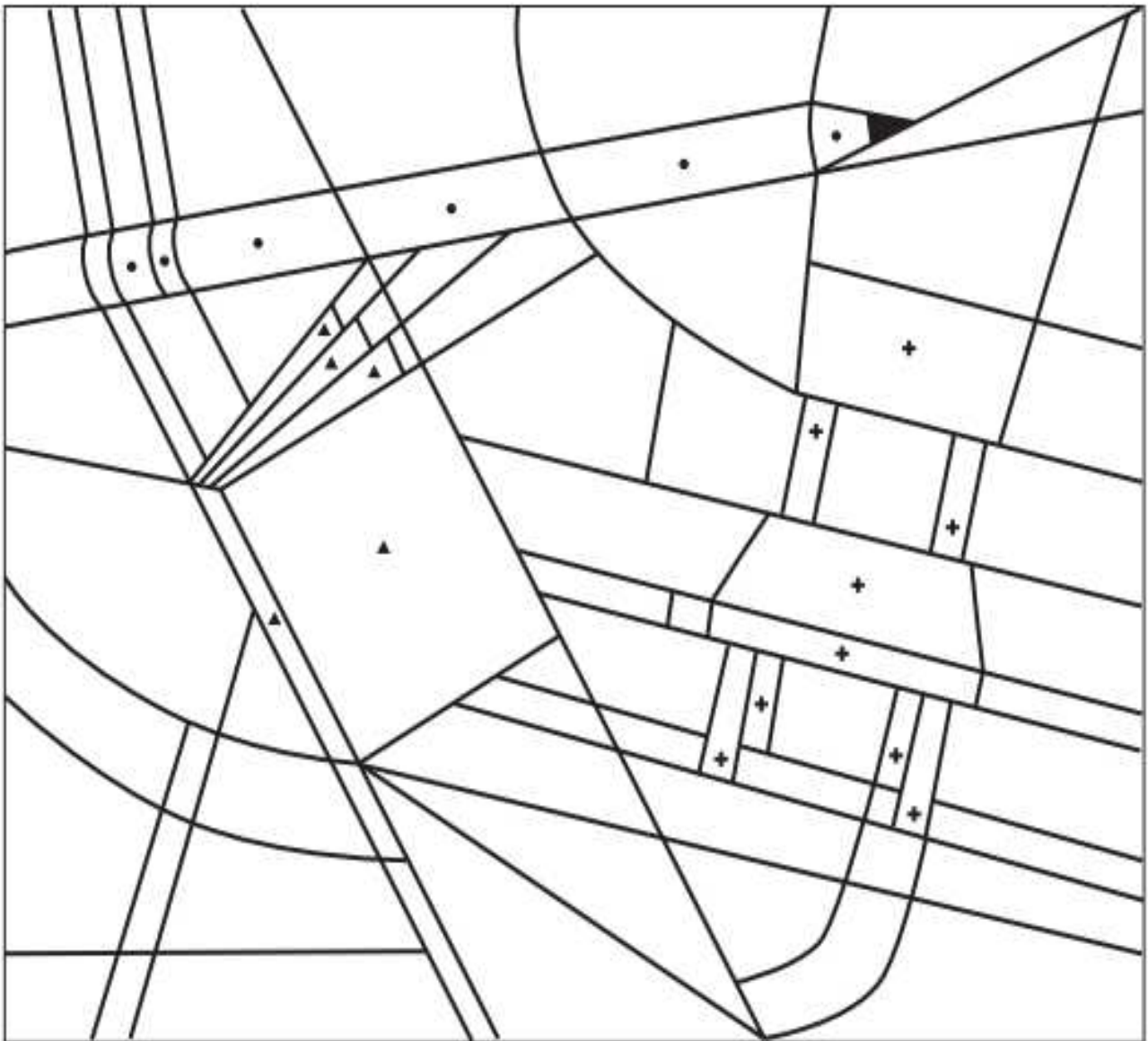
4



5



2 Colour. Ask and answer.




What's this? Is it a pencil?




Yes, it is.

1 Who looks after their things for school? Look and circle.



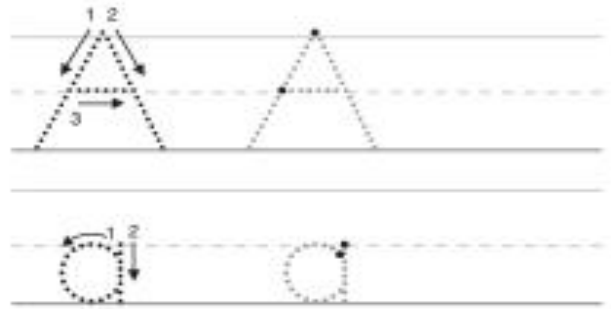
2 Read and draw.

I look after my things for school.

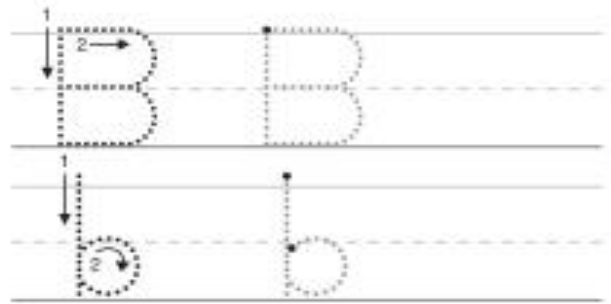


1 Trace and write.

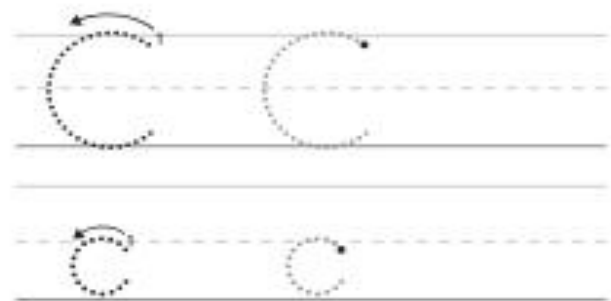
Aa
apple



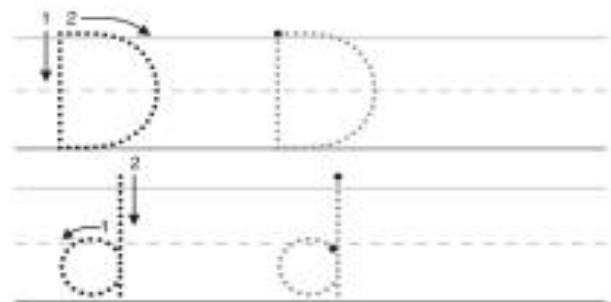
Bb
bag



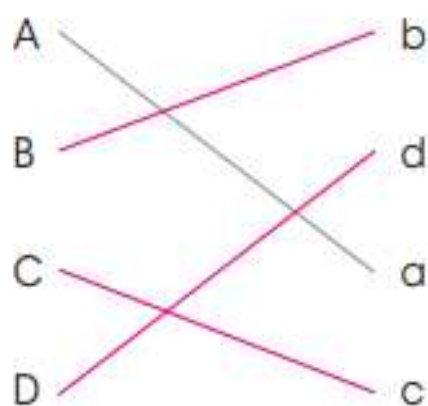
Cc
carrot



Dd
desk




1 Match.



2 Write.

A a
 B b
 C c
 D d

3 Listen. Circle the first letter.  TR: 8

- | | | | | |
|---|----------|----------|----------|----------|
| 1 | a | b | <u>c</u> | d |
| 2 | <u>a</u> | b | c | d |
| 3 | a | <u>b</u> | c | d |
| 4 | a | <u>b</u> | c | d |
| 5 | a | b | c | <u>d</u> |
| 6 | a | <u>b</u> | c | d |

LESSON
9 Video

1 Match and say.

Is it a pen?

No, it isn't. It's a pencil.

