

تم تحميل هذا الملف من موقع المناهج البحرينية



\* للحصول على أوراق عمل لجميع الصفوف وجميع المواد اضغط هنا

<https://almanahj.com/bh>

\* للحصول على أوراق عمل لجميع مواد الصف الأول اضغط هنا

<https://almanahj.com/bh/1>

\* للحصول على جميع أوراق الصف الأول في مادة لغة انجليزية ولجميع الفصول, اضغط هنا

<https://almanahj.com/bh/1english>

\* للحصول على أوراق عمل لجميع مواد الصف الأول في مادة لغة انجليزية الخاصة بـ الفصل الثاني اضغط هنا

<https://almanahj.com/bh/1english2>

\* لتحميل كتب جميع المواد في جميع الفصول للـ الصف الأول اضغط هنا

<https://almanahj.com/bh/grade1>

[almanahjbhbot/me.t//:https](https://t.me/almanahjbhbot)

للتحدث إلى بوت على تلغرام: اضغط هنا



# Unit 8

## Lesson 6

### P 77

# I've got a shirt!

Family and Friends 1  
Grade 1



# Objectives

**1- Read a story.**

**2- Answer questions.**



# Listen and repeat



1

1. Hi kids. I got you new clothes.

2. Thanks mom!



3. Did you get me a hat ?

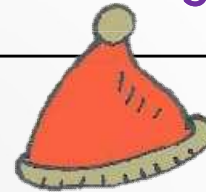


# Listen and repeat



2

1. Yes. I've got a hat, a jacket and a shirt.




2. A jacket, please.



3. A hat, a hat please.



# Listen and repeat

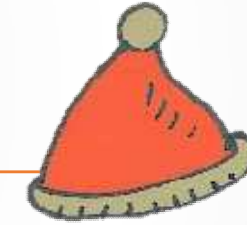


3

1. Look, I've got a grey jacket.



3. This isn't a jumper. It's a shirt. I've got a shirt.



2. And I've got a hat. Can I have the jumper too?









Open your class book **P 77**.  
Read the story.



# Let's practice!



Look at the pictures and circle the correct answer.



I have got a

.....




Hat

Jacket





# Let's practice !



Look at the pictures and circle the correct answer.




I have got a  
.....




dress

Shirt

# Let's practice !



Look at the pictures and circle the correct answer.



I have got a



jacket

jumper

# Let's practice !




In your notebook. Draw and write.

I have got a .....

shirt



hat



jacket



jumper





- **Answer the Review worksheet.**
- **Open your workbook p.75 and answer the questions.**





**For extra practice, go to Y- Z and  
19-20 lessons and worksheets.**





End of the lesson  
**Good job dear !**

