

تم تحميل هذا الملف من موقع المناهج البحرينية



## مراجعة الوحدة الرابعة

موقع المناهج ← المناهج البحرينية ← الصف الأول ← لغة انجليزية ← الفصل الأول ← ملفات متنوعة ← الملف

تاريخ إضافة الملف على موقع المناهج: 2024-12-28 15:47:58

ملفات اكتب للمعلم اكتب للطالب الاختبارات الكترونية | اختبارات | حلول | عروض بوربوينت | أوراق عمل  
منهج انجليزي | ملخصات و تقارير | مذكرات و بنوك | الامتحان النهائي للمدرس

المزيد من مادة  
لغة انجليزية:

## التواصل الاجتماعي بحسب الصف الأول



صفحة المناهج  
البحرينية على  
فيسبوك

الرياضيات

اللغة الانجليزية

اللغة العربية

التربية الاسلامية

المواد على تلغرام

## المزيد من الملفات بحسب الصف الأول والمادة لغة انجليزية في الفصل الأول

مراجعة الوحدة الثالثة	1
مراجعة الوحدة الخامسة	2
مراجعة الوحدة الثالثة	3
مراجعة الوحدة الثالثة	4
مراجعة الوحدة الرابعة	5




KINGDOM OF BAHRAIN  
Ministry of Education  
Aali Primary Boys School



مملكة البحرين  
وزارة التربية والتعليم  
مدرسة عالي الابتدائية للبنين



Draw your family tree!



SP: Zahra Alkhadem

VS: Fatema Al Helo

ST: Batool Seanad

T: Zahra Maki 47

*Batool Seanad*

18/11/2024



Unit 4	words	Date: ____/____/____
--------	-------	----------------------

Read, trace and write the words.




Read the word	Trace the word	Copy the word
aunt	1 2 3 4 aunt	1 2 3 4
baby	1 2 3 4 baby	1 2 3 4
brother	1 2 3 4 brother	1 2 3 4
cousin	1 2 3 4 cousin	1 2 3 4
dad	1 2 3 4 dad	1 2 3 4
grandma	1 2 3 4 grandma	1 2 3 4
grandpa	1 2 3 4 grandpa	1 2 3 4
me	1 2 3 4 me	1 2 3 4
mum	1 2 3 4 mum	1 2 3 4
sister	1 2 3 4 sister	1 2 3 4
uncle	1 2 3 4 uncle	1 2 3 4



Unit 4                      Grammar                      Date: \_\_\_\_/\_\_\_\_/\_\_\_\_

Complete the sentences with the correct word.



Word bank:

grandma

grandpa

I've got

I haven't got

Put the sentence in the right order.



got an uncle. I haven't

Write a complete sentence using "sister".



sister

Unit 4

Reading

Date: \_\_\_\_/\_\_\_\_/\_\_\_\_

Read and number.



1. This is a birthday party.



2. The birthday boy is in the middle.



3. He is six today.



4. This is a birthday cake.





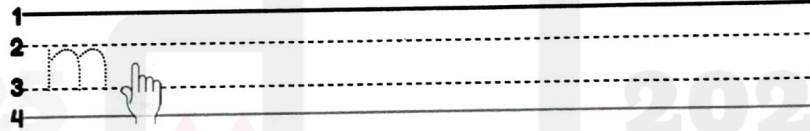

Unit 4                      Letter Mm                      Date: \_\_\_\_/\_\_\_\_/\_\_\_\_

Circle or color the Mm letter and say the sound out loud.

m	E	j	M	k
I	a	l	L	i
k	a	h	j	h
J	L	M	K	m



Trace and write the letter Mm neatly on the four lines.



Trace and write the letter Mm neatly on the four lines.

1  
2 It's a mouse  
3  
4



1  
2 I see a monkey.  
3  
4



1  
2  
3  
4

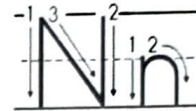




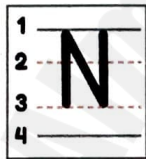
Unit 4	Letter Nn	Date: ____/____/____
--------	-----------	----------------------

Circle or color the Nn letter and say the sound out loud.


m	E	j	M	k
n	n	l	L	i
k	a	h	N	h
J	L	N	K	m



Trace and write the letter Nn neatly on the four lines.



Tracing practice for uppercase N on four lines (top, dashed, middle, bottom). Includes a hand icon pointing to the letter.



Tracing practice for lowercase n on four lines (top, dashed, middle, bottom). Includes a hand icon pointing to the letter.

Trace and write the letter Nn neatly on the four lines.

1  
2 It's a net.  
3  
4



1  
2 I see number nine.  
3  
4



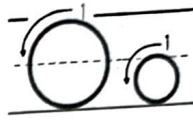
Blank four-line writing grid for independent practice.



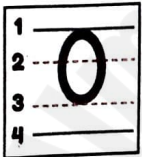
Unit 4                      Letter Oo                      Date: \_\_\_\_/\_\_\_\_/\_\_\_\_

Circle or color the Oo letter and say the sound out loud.

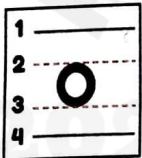
m	E	j	O	k
n	o	l	L	i
k	a	h	N	h
O	L	N	K	O



Trace and write the letter Oo neatly on the four lines.



Tracing practice lines for uppercase O. The first line shows a dashed O with a hand pointing to it. The next three lines are blank for writing.



Tracing practice lines for lowercase o. The first line shows a dashed o with a hand pointing to it. The next three lines are blank for writing.

Trace and write the letter Oo neatly on the four lines.

Tracing practice lines for the sentence "It's an owl". The first line shows the sentence in dashed letters. The next three lines are blank for writing.



Tracing practice lines for the sentence "I see an octopus". The first line shows the sentence in dashed letters. The next three lines are blank for writing.



Blank tracing practice lines for writing.



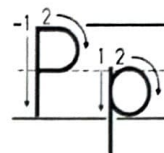




Unit 4	Letter Pp	Date: ____/____/____
--------	-----------	----------------------

Circle or color the Pp letter and say the sound out loud.

m	E	j	O	p
n	P	l	L	i
k	a	p	N	h
O	L	N	P	O



Trace and write the letter Pp neatly on the four lines.

<table style="width: 100%; border-collapse: collapse;"> <tr><td style="text-align: center;">1</td><td rowspan="4" style="font-size: 2em; vertical-align: middle;">P</td></tr> <tr><td style="text-align: center;">2</td></tr> <tr><td style="text-align: center;">3</td></tr> <tr><td style="text-align: center;">4</td></tr> </table>	1	P	2	3	4	<table style="width: 100%; border-collapse: collapse;"> <tr><td style="width: 5%; text-align: center;">1</td><td style="border-bottom: 1px solid black;"></td></tr> <tr><td style="text-align: center;">2</td><td style="border-bottom: 1px dashed black;"></td></tr> <tr><td style="text-align: center;">3</td><td style="border-bottom: 1px solid black;"></td></tr> <tr><td style="text-align: center;">4</td><td style="border-bottom: 1px solid black;"></td></tr> </table>	1		2		3		4	
1	P													
2														
3														
4														
1														
2														
3														
4														

<table style="width: 100%; border-collapse: collapse;"> <tr><td style="text-align: center;">1</td><td rowspan="4" style="font-size: 2em; vertical-align: middle;">p</td></tr> <tr><td style="text-align: center;">2</td></tr> <tr><td style="text-align: center;">3</td></tr> <tr><td style="text-align: center;">4</td></tr> </table>	1	p	2	3	4	<table style="width: 100%; border-collapse: collapse;"> <tr><td style="width: 5%; text-align: center;">1</td><td style="border-bottom: 1px solid black;"></td></tr> <tr><td style="text-align: center;">2</td><td style="border-bottom: 1px dashed black;"></td></tr> <tr><td style="text-align: center;">3</td><td style="border-bottom: 1px solid black;"></td></tr> <tr><td style="text-align: center;">4</td><td style="border-bottom: 1px solid black;"></td></tr> </table>	1		2		3		4	
1	p													
2														
3														
4														
1														
2														
3														
4														

Trace and write the letter Pp neatly on the four lines.

1		
2	It's a pencil	
3		
4		

1		
2	I see a penguin	
3		
4		

1		
2		
3		
4		

