

تم تحميل هذا الملف من موقع المناهج البحرينية



## Revision unit 1 Grade 1

موقع المناهج ← المناهج البحرينية ← الصف الأول ← لغة انجليزية ← الفصل الأول ← ملفات متنوعة ← الملف

تاريخ إضافة الملف على موقع المناهج: 2024-10-21 10:30:32

ملفات اكتب للمعلم اكتب للطالب الاختبارات الكترونية | اختبارات | حلول | عروض بوربوينت | أوراق عمل  
منهج انجليزي | ملخصات و تقارير | مذكرات و بنوك | الامتحان النهائي للمدرس

المزيد من مادة  
لغة انجليزية:

## التواصل الاجتماعي بحسب الصف الأول



صفحة المناهج  
البحرينية على  
فيسبوك

الرياضيات

اللغة الانجليزية

اللغة العربية

التربية الاسلامية

المواد على تلغرام

## المزيد من الملفات بحسب الصف الأول والمادة لغة انجليزية في الفصل الأول

Revision unit 2 Grade 1	1
Revesion grade oneTest unit 1	2
Revision school for things :2 unit 2 Gradeالعنوان	3
First semester Quiz1 Revision sheet	4
Activity booklet Look 1_ Term 1 units 0_6	5



# Grade 1

## Unit 1: Things for school

### Revision



Done by: T. Fatema Albaqali

# Listening script

يرجى قراءة جمل الاستماع بالترتيب لترقمهم الطالبة من 1 إلى 5

0- It's a crayon.

1- It's a board.

2- It's a pencil case.





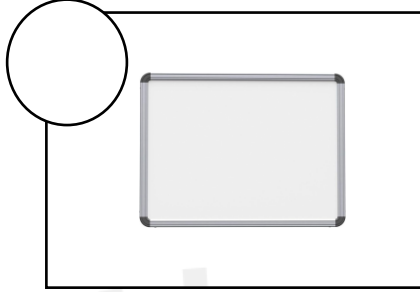

3- It's a teacher.

4- It's a rubber.

5- It's a book.

# Listening

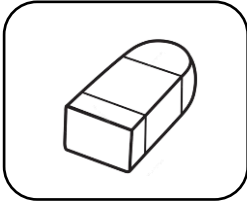
Q1: Listen and number (1, 2, 3, 4, 5).



# Reading

Q2: Read and circle A, B or C.


0- It's a pencil case.



A




B




C

1- It's a ruler.



A




B



C

2- It's a teacher.



A




B



C

3- It's a pencil.



A




B




C


4- It's a crayon.



A




B




C


5- It's a book.



**A**

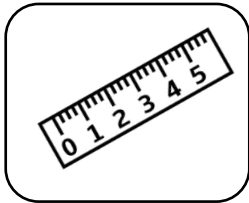


**B**



**C**


6- It's a bag.



**A**

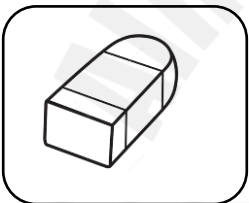


**B**




**C**

7- It's a rubber.



**A**



**B**

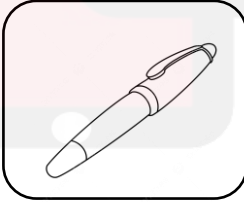


**C**

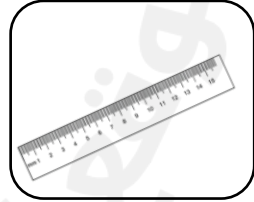
8- It's a pen.



**A**



**B**



**C**

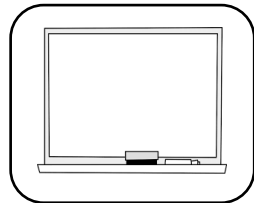
9- It's a board.



**A**




**B**



**C**

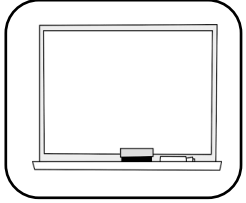
Read and circle A or B.



0- Is it a desk?

**A** Yes, it is.


**B** No, it isn't.



1- Is it a bag?

**A** Yes, it is.

**B** No, it isn't.



2- Is it a ruler?

**A** Yes, it is.


**B** No, it isn't.



3- Is it a pen?

**A** Yes, it is.

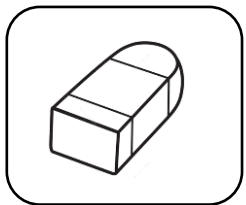
**B** No, it isn't.



4- Is it a crayon?

**A** Yes, it is.

**B** No, it isn't.



5- Is it a rubber?

**A** Yes, it is.

**B** No, it isn't.



6- Is it a book?

**A** Yes, it is.

**B** No, it isn't.

# Writing

Practice writing the letters on the 4 lines correctly.

1  
2  
3  
4

A

1  
2  
3  
4

a

1  
2  
3  
4

B

1  
2  
3  
4

b

1  
2  
3  
4

C

1  
2  
3  
4

c

1  
2  
3  
4

D

1  
2  
3  
4



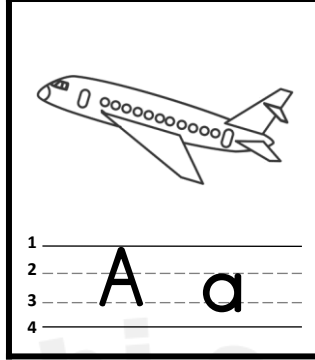
d



# Writing

Look at the pictures and write the first letter of the word.

في هذا السؤال يجب على الطالبة معرفة أول حرف من الكلمة وكتابته على الأسطر بشكليه الكبير والصغير بشكل صحيح (سترصد الدرجات على الحرف الصحيح وطريقة كتابته على الأسطر)



# Writing

Arrange the words to make correct sentences.

لا تنسي ترك مسافة بين الكلمات 😊

1



poster

.

a

It's

2



a

It's

.

balloon

3



.

a

It's

car

4




It's

board

.

a

5



chair

a

.

It's

Good luck! 😊



# Grade 1

## Unit 1: Things for school

### Revision Model Answers



Done by: T. Fatema Albaqali

# Listening script

يرجى قراءة جمل الاستماع بالترتيب لترقمهم الطالبة من 1 إلى 5

0- It's a crayon.

1- It's a board.

2- It's a pencil case.

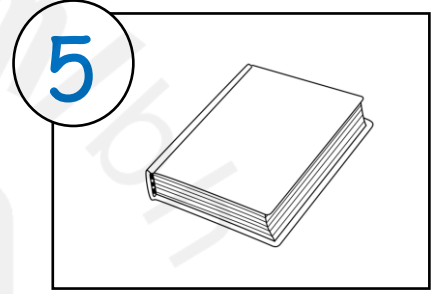





3- It's a teacher.

4- It's a rubber.

5- It's a book.

# Listening

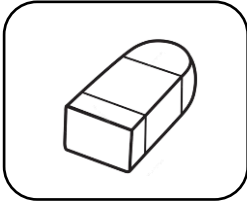
Q1: Listen and number (1, 2, 3, 4, 5).



# Reading

Q2: Read and circle A, B or C.


0- It's a pencil case.



A

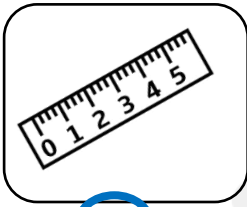


B




C

1- It's a ruler.



A



B



C

2- It's a teacher.



A




B



C


3- It's a pencil.



A




B



C


4- It's a crayon.



A




B

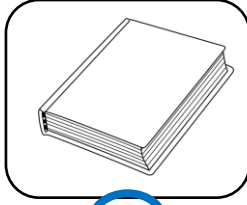


C

5- It's a book.



A

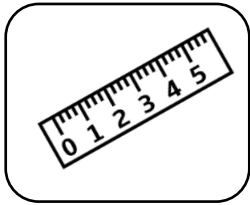


B

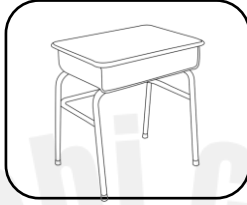


C

6- It's a bag.



A

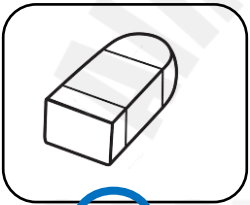


B



C

7- It's a rubber.



A



B

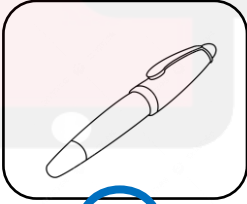


C

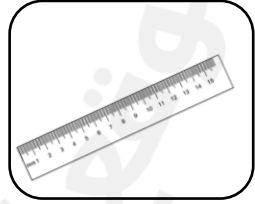
8- It's a pen.



A



B



C

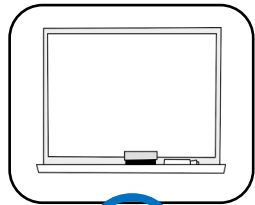
9- It's a board.



A



B



C


Read and circle A or B.



0- Is it a desk?

A Yes, it is.


B No, it isn't.



1- Is it a bag?

A Yes, it is.

B No, it isn't.



2- Is it a ruler?

A Yes, it is.

B No, it isn't.



3- Is it a pen?

A Yes, it is.

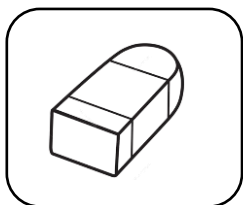
B No, it isn't.



4- Is it a crayon?

A Yes, it is.

B No, it isn't.



5- Is it a rubber?

A Yes, it is.

B No, it isn't.



6- Is it a book?

A Yes, it is.

B No, it isn't.



# Writing

Practice writing the letters on the 4 lines correctly.

1  
2  
3  
4

A A A A A A A A

1  
2  
3  
4

a a a a a a a a

1  
2  
3  
4

B B B B B B B B

1  
2  
3  
4

b b b b b b b b

1  
2  
3  
4

C C C C C C C C

1  
2  
3  
4

c c c c c c c c

1  
2  
3  
4

D D D D D D D D





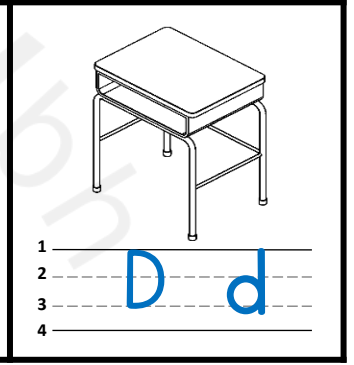
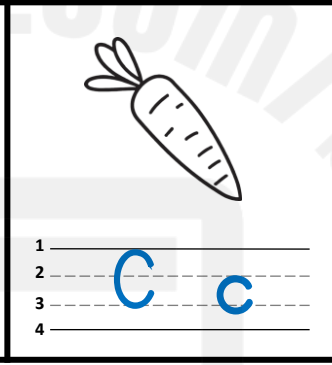

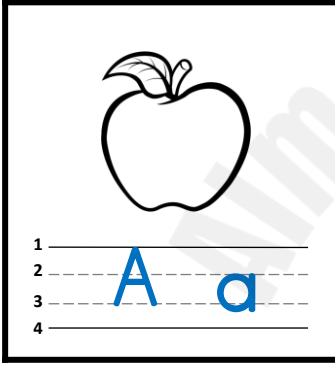
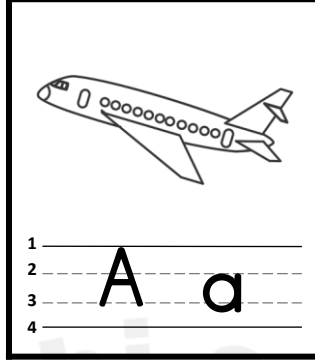
1  
2  
3  
4

d d d d d d d d

# Writing

Look at the pictures and write the first letter of the word.

في هذا السؤال يجب على الطالبة معرفة أول حرف من الكلمة وكتابته على الأسطر بشكليه الكبير والصغير بشكل صحيح (سترصد الدرجات على الحرف الصحيح وطريقة كتابته على الأسطر)



# Writing

Arrange the words to make correct sentences.

لا تنسي ترك مسافة بين الكلمات 😊

1



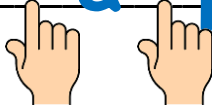
poster

.

a

It's

It's a poster.



2



a

It's

.

balloon

It's a balloon.



3



.

a

It's

car

It's a car.



4



It's

board


.

a

It's a board.



5



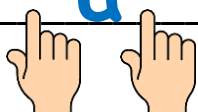
chair

a

.

It's

It's a chair.



Good luck! 😊