

تم تحميل هذا الملف من موقع المناهج البحرينية



Final Revision Booklet

موقع المناهج ← المناهج البحرينية ← الصف الثالث الثانوي ← لغة انجليزية ← الفصل الأول ← ملفات متنوعة ← الملف

تاريخ إضافة الملف على موقع المناهج: 2025-01-13 21:35:30

ملفات اكتب للمعلم اكتب للطالب الاختبارات الكترونية الاختبارات ا حلول اعروض بوربوينت ا أوراق عمل
منهج انجليزي ا ملخصات وتقارير ا مذكرات وبنوك الامتحان النهائي للمدرس

المزيد من مادة
لغة انجليزية:

التواصل الاجتماعي بحسب الصف الثالث الثانوي



صفحة المناهج
البحرينية على
فيسبوك

الرياضيات

اللغة الانجليزية

اللغة العربية

التربية الاسلامية

المواد على تلغرام

المزيد من الملفات بحسب الصف الثالث الثانوي والمادة لغة انجليزية في الفصل الأول

Revidion booklet 301	1
فقرات نهائي انج 301	2
Eng 218 wiriting	3
مذكرة انجليزي 301	4
Final Revision Booklet	5



Eng 218

Final Revision Booklet

2017/2018

مع خالص محبتي و دعائي لك بالتوفيق و النجاح

إعداد الأستاذة/ أحلام يوسف أحمد

تنسيق الأستاذة/ مروة الحداد

الأستاذة/ سهى صالح حمادة

سهى صالح حمادة

مديرة المدرسة

المديرة المساعدة

الأستاذة/ غنية النشابة



كيف أدرس مقال وصف شخص؟

Units 2+3:

Describing a person Essay



متابعة التنفيذ (✓)	الخطوات	التسلسل
	أكتب في الفقرة الأولى معلومات عامة حول الشخصية (5 جمل مفصلة).	1
	أفهم و أحفظ جمل عامة لوصف الشكل للفقرة الثانية (7-8 جمل مفصلة)	2
	أفهم و أحفظ جمل عامة لوصف الشخصية مع توضيح كل صفة بمثال للفقرة الثالثة. (10 جمل مفصلة)	3
	أختم الموضوع بفقرة أكتب فيها رأيي في الشخص و ماذا تعلمت منه شعوري تجاهه و الجوانب التي قد لا تعجبني في شخصيته مع ذكر الأسباب. (5-6 جمل مفصلة)	4



Paragraphs	Question/ideas Guide
<p>Para.1: INTRODUCTION</p> <p>المقدمة 1: معلومات عامة عن الشخص الذي نصفه</p>	<ul style="list-style-type: none">-What is the name of the person?-How old is this person?-Where does the person live?-What is his/her job?-When, where and how did you meet?
<p>Para. 2: PHYSICAL APPEARANCE</p> <p>الفقرة 2: وصف الشكل و المظهر الخارجي بالتفصيل</p>	<ul style="list-style-type: none">-What does s/he look like?- Write full sentences describing: height, build, age, face, nose, eyes, lips, hair, clothes, accessories
<p>Para. 3: PERSONALITY CHARACTERISTICS</p> <p>الفقرة 3: الصفات الشخصية مع ذكر أمثلة توضيحية</p>	<ul style="list-style-type: none">-What kind of person is s/he?-Write 5 sentences about 5 good characteristics.-Give examples for each characteristic.What are his/her hobbies / interests?
<p>Para. 4: CONCLUSION</p> <p>الخاتمة 4: رأيك في الشخص و شعورك و ماذا تعلمت من الشخص</p>	<ul style="list-style-type: none">-How do you feel / think about him/her?-What do you learn from her/him?-How she/he affects your life?-Charateristics you dislike about this person.

Refer to the writing we did in the class.

برجاء الرجوع للأوراق و الأمثلة التي تم دراستها في الصف (النسخة الدفتر)

Describing a person Essay

Reading Sample: (Describing a person)

1

I've got three brothers but my favourite one is Harry. He's the oldest: he's twenty-six and he's in his last year at university. He's studying aeronautical engineering because he loves aeroplanes. Whenever he sees one in the sky stops and tells me what type it is. His two dreams are to make aeroplanes for a large company and to fly his own plane.

2

I think he's very attractive but he's very shy with. He's quite tall, about 1 metre 90. He's not very strong or athletic. He's got big dark eyes and curly brown hair like my mother. He's got big hands and long fingers. He could be a great pianist or even a basketball player. I really like his smile-it's one of his nicest features. He wears casual clothes-jeans, a shirt and a jumper. He doesn't like to wear trainers, he likes comfortable shoes.

3

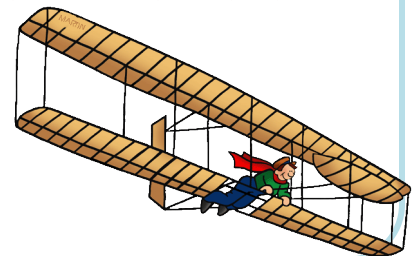
What I really like about him is that he is patient and generous. He always helps me with my homework even if he has an important exam the next day. I know I sometimes get on his nerves because I'm a bit slow with Maths but he never shouts or gets angry. Although he's a bit shy, he's easy-going and fun to be with. He loves taking our dog for a walk early in the morning.

4

He loves reading and going to the cinema. He spends a lot of time reading science-fiction novels and every Saturday he goes to the cinema with his friends. He also likes sports but he is not a fanatic like my other brothers who watch every football match there is on TV. He hasn't got many friends. I love my other brothers too, but Harry is somebody really special to me.

A. Read about Harry and match a heading to each paragraph.

- A. Personality and habits
- B. Physical description
- C. Likes and interests
- D. Personal information



Practice Time

Choose one of the following questions from the final exam papers and write a descriptive essay.

اخترى أحد الأسئلة التالية و التي ورد بعضها في أوراق امتحانات سابقة و تدربي على كتابة المقال الوصفي حول شخص.

1. Parents are very important in a person's life. **Write an essay of about 200 words describing the characteristics of a good parent.**
2. Brothers are the ones we depend on at times of difficulty or hardship. **Write an essay of about 200 words describing the characteristics of a good brother.**
3. Class leaders play an important role in the class. **Write an essay of about 200 words describing your class leader.**
4. You have recently watched a great film. **Write an essay of about 200 words describing your favourite character in this film.**
5. A school principal is very important in a student's life. **Write an essay of about 200 words describing your school principal.**



كيف أدرس مقال وصف مكان؟

Units 2+3:



Describing a place

م	الخطوات	متابعة التنفيذ (✓)
1	أدرس كيفية كتابة جمل عامة حول أي مكان أود وصفه* (اسم المكان؟ أين يقع؟ تاريخ وجوده؟ من يذهب لهذا المكان؟ لماذا؟ أدرس الجملة التي تخبر القارئ أنني سأصف المكان الفلاني في مقالي هذه). (5 جمل مفصلة).	
2	أفهم و أحفظ جمل عامة لوصف المكان من الخارج للفقرة الثانية (8-7 جمل مفصلة)	
3	أفهم و أحفظ جمل عامة لوصف المكان من الداخل للفقرة الثالثة. (10 جمل مفصلة)	
4	أختتم الموضوع بفقرة أكتب فيها رأيي في المكان و ماذا تعلمت منه , و شعوري تجاهه و الجوانب التي قد تحتاج للتطوير مع ذكر الأسباب. (6-5 جمل مفصلة)	



Paragraph	Question Guide/ ideas
<p>Para. 1 Introduction: المقدمة 1: معلومات عامة عن المكان</p>	<ul style="list-style-type: none">-What is the name of the place?-What is the location of the place?-How do you go there?-Who stays/can go there?-When was it built?-How long did it take to build it ?
<p>Para. 2 Describe outside the place الفقرة 2: وصف المكان من الخارج</p>	<ul style="list-style-type: none">-What are the special features outside the place?-What are the nearby buildings?-How does the place look like outside? (4 sentences)-What can you see on your way to the place?
<p>Para. 3 Describe inside the place الفقرة 3: وصف المكان من الداخل</p>	<ul style="list-style-type: none">-What are the special features inside the place?-What does the place consist of?-How does the place look like inside? (4 sentences)-What can you do inside the place?-What is the best time to be there?
<p>Para. 4 Conclusion الخاتمة 4: ما هو شعورك و ما هو رأيك في المكان؟ و ما التعديلات التي ترغبين في إضافتها</p>	<ul style="list-style-type: none">-What do you think about the place?-How do you feel when you go there?-What do you want to improve in the place?

Refer to the writing we did in the class.

برجاء الرجوع للأوراق و الأمثلة التي تم دراستها في الصف (النسخة الدفتر)

Describing a place Essay:

Reading Sample: (Describing a place)

1 We are all attached to certain places where we like to spend our time. Eiffel Tower is absolutely a great landmark to spend your time in. It is located in France. You can go there by plane. The best time to visit it is in the evening.

2 It is close to France garden and Max211 shop. It is about 300x600 ft. it is quite big. In front of Eiffel Tower there are many shops and cafes. It has a special feature outside like the snow fort. There is sea to the left. There is a museum to the right. You can see some nearby special features such as the green nature.

3 Eiffel Tower consists of many facilities. You can see other cities. There are many pretty flowers around it. There are a lot of tourists taking photos. What really looks attractive are the lights in the evening. Eiffel Tower is so bright. There are many things to do in Eiffel Tower with your family or friends. You can have a lovely French breakfast or take some photos. You can buy some gifts as well.

4 To sum up, this is a very special place to me because it is attractive. My friends would certainly love the weather. Whenever I go there I absolutely feel glad. The thing that I like most about the place is the atmosphere.

A. Read about Eiffel Tower and match a heading to each paragraph.

- A. Description
- B. Opinion & Feelings
- C. General Information
- D. Things to see & Do



Practice Time

Choose one of the following questions from the final exam papers and write a descriptive essay.

اخترى أحد الأسئلة التالية و التي ورد بعضها في أوراق امتحانات سابقة و تدربي على كتابة المقال الوصفي حول مكان.

1. Visiting another country is a pleasant experience. **Write an essay of about 200-250 words describing a country you wish to visit.**
2. Malls nowadays have become one of the most famous tourist attractions. **Write an essay of about 200-250 words describing a mall you like to go to.**
3. Bahrain is famous for its beaches. **Write an essay of about 200-250 words describing a one of your favourite beaches in Bahrain.**
4. There are lots of historical tourist attractions in Bahrain. **Write an essay of about 200-250 words describing one of these places**
5. Our bedrooms are our private world. **Write an essay of about 200-250 words describing your bedroom.**



كيف أدرس مقال وصف شيء؟

Units 2+3:



Describing an object

التسلسل	الخطوات	متابعة التنفيذ (✓)
1	أدرس كيفية كتابة جمل عامة حول أي شيء نود وصفه (ما هو؟ متى حصلت عليه؟ أين حصلت عليه؟ من أعطاني إياه أو لمن اشتريته؟ لماذا حصلت عليه؟ (5 جمل مفصلة).	
2	أفهم و أحفظ جمل عامة لوصف شكل الشيء بصورة دقيقة للفقرة الثانية (10 جمل مفصلة)* كما تم التدرب عليه في الصف.	
3	أفهم و أحفظ جمل عامة لوصف فوائد الشيء و استخداماته. (5-6 جمل مفصلة)	
4	أدرس جمل لتعبر عن رأيي في الشيء و شعوري مع ذكر الأسباب. (5-6 جمل مفصلة)	



Paragraph	Question Guide/ ideas
<p>Para. 1 Introduction: المقدمة 1: معلومات عامة عن الشيء</p>	<ul style="list-style-type: none">-What is the object being described?-Who gave it to you?-When did you get it?-Where were you when you got it?-Where can we find it?
<p>Para. 2 Describe the object الفقرة 2: وصف شكل الشيء</p>	<ul style="list-style-type: none">-Size: الحجم-Shape: الشكل-Colour: اللون-Materials: المادة المصنوعة منه-Texture: الملمس-Country of origin: بلد الصنع-Brand: الماركة-Price: السعر
<p>Para. 3 Describe the uses of the object الفقرة 3: وصف استخدامات الشيء</p>	<ul style="list-style-type: none">-What is it used for?-Where can you use it?-Who can use it?-What are its advantages? (Give 2-3 advantages)
<p>Para. 4 Conclusion الخاتمة 4: ما هو شعورك و ما هو رأيك تجاه الشيء؟</p>	<ul style="list-style-type: none">-What do you think about it?-How do you feel about it?-Why do you like it?-What is the thing that you like most about it?

Refer to the writing we did in the class.

برجاء الرجوع للأوراق و الأمثلة التي تم دراستها في الصف (النسخة الدفتر)

Describing an object Essay

Reading Sample: (Describing an object) "My favourite Gift"

1 Every one of us loves certain objects because they are special. I love books most of all. My friend gave it to me because I love reading. I got it on Sunday, 4.10.2016. It was the most beautiful day. I was in a coffee shop with my sister. These books are available in the Bookcase in Budaiya.


2 The book is very big in size. It has the perfect size to get into my bag. It has a rectangular shape. It has a dark navy blue colour. It is my favourite colour. It is made of cardboard and leather. It has a hard cover with soft papers. It is made in South Korea. It is published by Namasan Press. It is written by Lee Young Su. He is a famous writer. It costs about B.D 20. It is a reasonable price.

3 I read the book in my free time. I can use it everywhere. I am the only person who can use it. It makes my life better. It can help me have a great imagination. It is fun and educational.

4 To sum up, there will always be items in our lives that we can never live without. Books will always be my special ones. I truly feel joyful when I read it. I think it is useful, because it is a gift from my friend. The thing that I like most about it is the cover.

A. Read a descriptive essay about an object and match a heading to each paragraph.

- A. Opinion & Feelings
- B. Benefits
- C. Description of the object
- D. Introduce the object



Practice Time

Choose one of the following questions from the final exam papers and write a descriptive essay.

اخترى أحد الأسئلة التالية و التي ورد بعضها في أوراق امتحانات سابقة و تدربي على كتابة المقال الوصفي حول شئ:

1. While you were shopping, you lost your favourite bag. **Write a descriptive essay about 200-250 words describing your bag.**
2. When your friend came back from her visit to UK, she brought to you a gift. **Write a descriptive essay about 200-250 words describing your bag.**
3. Your dad bought your brother a car after passing his driving test. **Write a descriptive essay about 200-250 words describing this car.**
4. Graduation gifts are always special. **Write a descriptive essay about 200-250 words describing a graduation gift that you would like to receive.**
5. We are attached to special objects in our life. **Write a descriptive essay about 200-250 words describing your favourite object.**



كيف أدرس مقال لشرح خطوات/تعليمات القيام بعمل ما؟

Unit 4:

Process Essay



التسلسل	الخطوات	متابعة التنفيذ (✓)
1	أدرس جيدا الفقرة الأولى بفهم و أتذكر الموقع الذي أكتب فيه عنوان الموضوع.	
2	أدرس جيدا الفقرة الأخيرة بفهم.	
3	فهم و حفظ قائمة الجمل المفتاحية للفقرة 2 (يرجى مراجعة الأنشطة الصفية في الدفتر)	
4	فهم و حفظ قائمة الجمل المفتاحية للفقرة 3 (يرجى مراجعة الأنشطة الصفية في الدفتر)	
5	أتدرب على كيفية كتابة جمل حول خطوات و تعليمات الموضوع المطلوب	

Refer to the writing we did in the class.

برجاء الرجوع للأوراق و الأمثلة التي تم دراستها في الصف (النسخة الدفتر)

Process Essay

Reading Sample: (Process Essay)

Read this process essay about how to prepare for exams:

How to prepare for exams

1 In our life we have to follow a good step by step process with a clear written plan to do anything correctly. Preparing for exams requires some efforts and serious work. This process essay explains in details the steps and stage for achieving this task perfectly.


2 Before you start, you have to make sure that you have all the information you need. For example, you need to have a copy of the exam timetable. Besides, it is very important to ask your teacher about the portion included in the exam. Also, you should collect any extra materials for the revision in addition to the course books. Moreover, you may seek your teacher's advice for good tips to prepare yourself for the exam.

3 Now you are ready to the next step. First, buy a new file to keep all the papers in. Then, you should put a written plan for your revision. You have to include: the time you need to finish studying and remember to take a break as well. To solve any difficulty during your revision, always keep a contact list for your classmate or your teacher in case you need to ask about anything in the course.

4 To sum up, being organized is an excellent tip for success. It is always a good idea to keep a checklist for these steps. So whenever a task is done you cross it out or put a tick next to it. Always be positive and do your best.

A. Match the headings to the correct paragraphs.

- A. Final Tips/Steps After
- B. Aim of essay
- C. Steps During
- D. Steps Before



How to

Being well organized is an important skill to succeed if you have a mission to do. This process essay is about It outlines in details the importance of preparing for, the steps you follow and some tips to achieve your plan successfully.

Before you start, you have to make sure that you have all the things you need. Now, you have to For example, Besides, it is very important to Also, you should

Now you are ready to the next steps to achieve this process. First, you have After that, you must Then, you need to A further step, you should Finally, you should

To sum up, being organized is a good tip to do anything. It is always a good idea to keep a checklist for all the steps. So, if you finish a step, cross it out or put a tick next to it. Always be positive and do your best.



Practice Time

Choose one of the following questions from the final exam papers and write a process essay.

اخترى أحد الأسئلة التالية و التي ورد بعضها في أوراق امتحانات سابقة و تدربي على كتابة مقال لشرح تعليمات القيام بعمل ما.

1. Your classmates have asked you to buy a gift for your teacher as a token of her gratitude. **Write an essay (200 – 250 words) outlining the process you are going to follow to buy the gift.**
2. Saving money for your future is important. **Write an essay (200 – 250 words) outlining the process you are going to follow to save money.**
3. We must be very careful when using social network. **Write an essay (200 – 250 words) outlining the process you are going to follow to use the social network safely.**
4. Preparation for exams gets very hard sometimes. **Write an essay (200 – 250 words) outlining the process students must follow to prepare themselves for exams.**
5. A lot of students at the school are fat/obese. **Write an essay (200 – 250 words) outlining the process they should follow to lose weight.**



كيف أدرس مقال حجاجي/التعبير عن رأي؟

Unit 5:

An Opinion Essay



متابعة التنفيذ (✓)	الخطوات	التسلسل
	أدرس جيدا الفقرة الأولى بفهم و أتذكر الموقع الذي أكتب فيه عنوان الموضوع.	1
	فهم و حفظ الكلمات المفتاحية لربط الأفكار للفقرة الثانية	2
	فهم و حفظ الكلمات المفتاحية لربط الأفكار للفقرة الثالثة	3
	أتدرب على كيفية صياغة جمل للتعبير عن الرأي باستخدام أوراق الأنشطة الصفية	4
	أدرس جيدا الفقرة الأخيرة بفهم	5

Refer to the writing we did in the class.

برجاء الرجوع للأوراق و الأمثلة التي تم دراستها في الصف (النسخة الدفتر)

An opinion essay about living in the countryside

Everything in our life has a bright side as well as a dark one. For many people living in the country is often an important issue especially for city-dwellers. Some people are for moving to the countryside and others are against it. I totally agree with living in the country for several reasons. This essay outlines my opinion and the opposite side of the argument.

In my opinion, there are many advantages to living in the country. First, you live close to nature and this gives you more peace and quiet. Second, life in the country is much slower and this helps you to relax and enjoy several activities. For instance, you can go hiking, camping and fishing. Also, there is less pollution, which is good for your health. Moreover, it is a good place to raise your children because it is safe and peaceful. Added to this, the people are closer and more friendly and helpful. Last but not least, there is more space and you can enjoy the beautiful views.

On the other hand, there are certain drawbacks to life in the countryside. To begin with, you may feel isolated and lonely because there are fewer people. Another disadvantage is that there isn't much entertainment particularly in the evening. Furthermore, there are fewer job opportunities and not many shops and facilities, which means that you may have to travel long distances to get what you want.

To sum up, it can be seen that the country can be more suitable for some than others. Personally speaking, I think it is best for everyone not only retired people because it is a safe clean place. Finally, people will always have different opinions regarding this issue with many reasons to support their point of view.



By: Ms. Masooma A.Aziz

An Opinion Essay about الموضوع

Everything in our life has a bright side as well as a dark one. In the last few years الموضوع has been one of the most important topics. Some people are for but others are against. In fact, I totally [**agree / disagree**] with الموضوع for several reasons. This essay outlines my opinion and the opposite side about this topic.

In my opinion, الموضوع is (**good / bad**). First, السبب 1 For example, مثال 1 As you can see how this is a (**good / bad**) point. I think الموضوع has (**positive / negative**) points. Second, السبب 2 in fact, مثال 2 This is (**an advantage / a disadvantage**). Above all, الموضوع has many (**benefits / shortcomings**). One last reason, السبب 3 For instant, مثال 3 All in all, this has (**positive / negative**) effect.

On the other hand, people may have an opposite opinion. They mainly look at the (**advantage / disadvantage**). First, السبب المعاكس 1 Another argument is السبب المعاكس 2 In addition, السبب المعاكس 3

To sum up, personally speaking I am (**for/ against**) and I think so because السبب 1 Also, السبب 2 And السبب 3 Finally, people will always have different opinions over this topic will many reasons to support their point view.

Practice Time

Choose one of the following questions from the final exam papers and write an opinion essay.

اختاري أحد الأسئلة التالية و التي ورد بعضها في أوراق امتحانات سابقة و تدريبي على كتابة مقال النص الحجاجي.

Write an essay (200-250 words) expressing your opinion on ONE of the following topics:

1. Using social media.
2. Doing a project in groups.
3. Money brings happiness.
4. Having many friends.
5. Junk food is cheap and attractive.
6. Students having a part-time job.
7. Hiring a housemaid.
8. Online shopping.
9. Early marriage



كيف أدرس كتابة قصة؟

Unit 6:

Narrative / Story



م	الخطوات	متابعة التنفيذ (✓)
1	أدرس الجمل الافتتاحية الخاصة بكتابة القصة* (أكتب جمل كاملة تحدد الوقت؟ المكان؟ الأشخاص؟ نوع القصة؟ ولماذا لن تنسي الموقف؟ (5 جمل مفصلة).	
2	ماذا حدث قبل المشكلة أدرس و أحفظ تصريف أفعال في الماضي و أتبع التعليمات للفقرة الثانية وفق ما تم دراسته في الصف (7-8 جمل مفصلة)	
3	ما هي المشكلة و نتائجها أدرس و أحفظ تصريف أفعال في الماضي و أتبع التعليمات للفقرة الثالثة وفق ما تم دراسته في الصف (10 جمل مفصلة)	
4	أختم الموضوع بفقرة أكتب فيها شعوري و كيف انتهت القصة و ماذا فعل الأشخاص في النهاية (6-5 جمل مفصلة)	



Paragraph	Question Guide/ ideas
<p>Para. 1 Introduction: المقدمة 1: وصف عام لمحيط القصة (25 words)</p>	<ul style="list-style-type: none">- What kind of events do we experience in our life?- When did your story happen?- Where were you?- Who was with you?- Why do you still remember this event?
<p>Para. 2 Before the problem الفقرة 2: وصف الاجواء العامة و الطقس (25 words)</p>	<ul style="list-style-type: none">- How was the weather like?- Describe the place in 3 sentences.- Describe the people who were with you.- How was the atmosphere?
<p>Para. 3 The problem (Plot) الفقرة 3: وصف أحداث ما قبل و اثناء الحدث الاساسي (100 words)</p>	<ul style="list-style-type: none">- Who else was with you?- What happened before the climax in your story? Write 5 actions/events- What was the main event/ problem/ climax? Write 1-2 problems/events
<p>Para. 4 Conclusion الخاتمة 4: كيف انتهت القصة؟ وصف لمشاعرك (50 words)</p>	<ul style="list-style-type: none">- How was the problem solved? How did the event end?- What did each person do at the end?- How each person feel? How do you know?- Who said unforgettable words? What did he/she say?- Describe the atmosphere.

Refer to the writing we did in the class.

برجاء الرجوع للأوراق و الأمثلة التي تم دراستها في الصف (النسخة الدفتر)

The worst Day in My Life

The worst day in my life was 3 May 2008. When I woke up late and had some stretching exercises I pushed my mobile and it fell, but it was stuck on the noisy alarm signal. I got really mad so I walked out of my room after taking hot shower instead of cold one.

Although I was late, I went to the kitchen to have some breakfast but it wasn't better than my beginning, it all had burnt. After that, I was ironing my uniform when our neighbor rang the doorbell to ask my brother to move his car because it was blocking his car and couldn't get out. So, I went to wake my brother up and till I did that my uniform was burnt too!

After getting ready for work, I immediately took my car keys and went to work quickly. But I arrived late also, I faced the manager who was really angry, I tried to explain what had happened but we finished our talk with cutback from my salary. During the day everything was natural till I went home and there was the big surprise, no electricity for three hours.

In the end, I couldn't stand anything anymore, I fainted! My father took me to hospital and luckily, they gave me three days off!

By: Mrs. Safeya Mustafa



..... فكرة/ موضوع القصة

There are stories that we can never forget. This story is about فكرة القصة (idea)..... which is surly a نوع القصة (type) It took place in نوع المكان (place) it happened to me and الشخصيات (who)

It all started on To اليوم (day) in التاريخ (date) at الوقت (time) The weather was وصف الطقس (weather) and
..... We all felt الشعور 1 (feelings 1) أحداث قبل المشكلة (Events before)
① ②
..... ③

Later, أحداث المشكلة (The problem) ①
② ③
④ ⑤
..... We felt الشعور 2 (feelings 2) After that, أحداث بعد (Events After) ①
②
③ We felt الشعور 3 (feelings 3)

At the end, things always got well and we shall never forget this day as long as we live.



Practice Time

Choose one of the following questions from the final exam papers and write a story/narrative

اختاري أحد الأسئلة التالية و التي ورد بعضها في أوراق امتحانات سابقة و تدريبي على كتابة القصة.

1. **Write a story (200-250 words) beginning or ending with the words:** "If I hadn't answered the phone, it would have been just another ordinary day."
2. While you were shopping, you lost some money. **Write a story of about 200-250 words narrating what happened, whom you turned to,.....etc.**
3. There always unforgettable moments in our life. **Write a story of about 200-250 words narrating one of these moments in your life.**
4. While you were on a field trip with your classmates something scary happened. **Write a story of about 200-250 words narrating what happened, how did it end,.....etc.**
5. Your school is running a story writing contest entitled "My Childhood Memories". **Write a story of about 200-250 words narrating an event that happened to you when you were a child.**



