

شكراً لتحميلك هذا الملف من موقع المناهج البحرينية



GRADE Two

موقع المناهج ← المناهج البحرينية ← الصف الثاني ← لغة انجليزية ← الفصل الأول ← الملف

تاريخ نشر الملف على موقع المناهج: 22:05:52 2024-03-23

التواصل الاجتماعي بحسب الصف الثاني



روابط مواد الصف الثاني على تلغرام

[الرياضيات](#)

[اللغة الانجليزية](#)

[اللغة العربية](#)

[التربية الاسلامية](#)

المزيد من الملفات بحسب الصف الثاني والمادة لغة انجليزية في الفصل الأول

unit 7 Revision J	1
unit 7 Revision H	2
unit 7 Revision F	3
unit 7 Revision E	4
Unit 7 Revision c	5



ENGLISH Booklet


GRADE TWO

Second semester 2024-2025

This booklet contains the national standard and copes with 21st century skills

Need to develop 21st century skills of learners in the curriculum

Name : _____
Class : _____





My grades

	Unit1	Unit2	Unit3	Unit4	Unit5
Dictation Tests	----/5	----/5	----/5	----/5	----/5
	----/5	----/5	----/5	----/5	----/5
Unit Tests	----/---	---/----	---/----	---/----	----/---
Participation	----/5	----/5	----/5	----/5	----/5

Evaluation System:	Starter	Unit 1	Unit 2	Unit 3	Unit 4
1. The booklet is neat and organized.					
2. Dates are written in English.					
3. Handwriting is neat and legible.					
4. Activities are completed.					
5. Booklet submitted on time.					
Total:					
Teachers' Notes:					

Parents Notes:

.....



Principal: Mrs. Khawla Almotawa
 Coordinator: Mrs. Noha Ali Yousef








Vice principal: Mrs. Aysha Aldosari
 Teacher: Mrs. Dana Aldosari



CLASSROOM Rules



I promise to be a good student,
learn English and follow these rules:

- | | |
|---|----------------|
| Our Class Rules | |
|  | Looking Eyes |
|  | Listening EARS |
|  | Quiet Mouth |
|  | Helping Hands |
|  | Walking Feet |

Student's signature:






ALL ABOUT ME!

HELLO

MY NAME IS...

I AM --
YEARS OLD

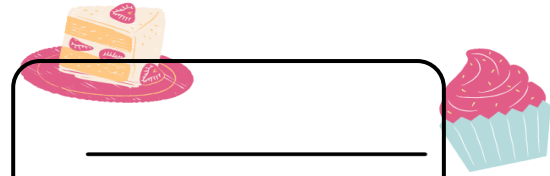
MY HOBBY



FEW OF MY
FAVORITE THINGS

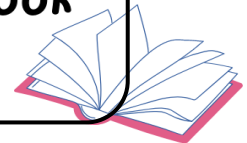
- 1
- 2
- 3
- 4
- 5

FAVORITE FOOD



FOOOD!!!

FAVORITE BOOK





WRITING Rules



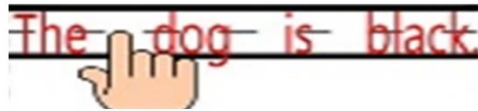
1. Right from left to right, up to down.



2. Start with a capital letter.

A B C D

3. leave finger spaces.



4. End the sentence with a punctuations.





My name is

I'm proud of you because of:

Your good handwriting. Your correct answers. Using correct punctuation.

Good and it's time to:

Correct spelling mistakes. Correct mistakes. Keep finger space between words.

Use (. /, /?) Write neatly / on lines. Complete missing work.

/ / T.

Principal: Mrs. Khawla Almotawa
Coordinator: Mrs. Noha Ali Yousef

Vice principal: Mrs. Aysha Aldosari
Teacher: Mrs. Dana Aldosari



ENGLISH Booklet

UNIT 5

Lunchtime!




Unit 5 : Grammar

Structure;




I've	got	apples	.
I haven't	got	juice	.

Example;



Unit 5 : Grammar song

I have got!



Unit 5 : Listening worksheet









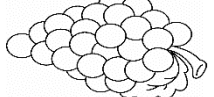
words





Read to lead

Aim : -To read words and sentences about food.

Picture	Word	Sentences
	lunch box	I've got a lunchbox. I haven't got my lunchbox.
	sandwich	I've got a sandwich. I haven't got a sandwich.
	drink	I've got two drinks. I haven't got my drink.
	apple	I've got an apple. I haven't got an apple.
	banana	I've got a banana. I haven't got my banana.
	biscuit	I've got a biscuit. I haven't got my biscuit.
	tomato	I've got a tomato. I haven't got a tomato.
	pear	I've got a pear. I haven't got a pear.
	grapes	I've got some grapes. I haven't got any grapes.

Self assessment :How is my reading?

No mistakes	Excellent 😊	Good	Developing 😞
Loud voice	Excellent 😊	Good	Developing 😞



Unit5 : Lunch time!

Aim : To practice writing words about food.



Level A

lunchbox sandwich

drinks banana

apple biscuit

I haven't got a banana.

I've got an apple.

→ The -Start with a capital letter
like -Write on the lines
like -Write left to right
 →



I see a dog. ↗ -End with a full stop



The dog is -Finger space

✓ like -Correct spelling



Unit5 : Lunch time!

Aim : To practice writing words about food.



Level **B**

lunchbox sandwich

drinks banana

apple biscuit

I haven't got a banana.

I've got an apple.

The -Start with a capital letter
like -Write on the lines
like -Write left to right



I see a dog. -End with a full stop
The dog is -Finger space
like -Correct spelling





Unit5 : Lunch time!

Aim : To practice writing words about food.



Level C

I've got an apple.

I haven't got a sandwich.

I've got a biscuit.

I haven't got a drink.

I haven't got a lunchbox.

→ The -Start with a capital letter
like -Write on the lines
like -Write left to right
→



I see a dog. -End with a full stop
The dog is -Finger space
✓ like -Correct spelling





Unit5 : Lunch time!

Lesson 2

Aim : To read for specific information. To write sentences correctly.


Level A: Complete the sentences with words from the box.

Sandwich - biscuit - drinks

1. I've got a



2. I haven't got a



Level B: Re-arrange the words and create a sentence.

1. a- . - I - haven't - lunchbox- got

.....



2. . - I - got - an - have - apple juice

.....



Level C: Look at the picture and write 3-4 sentence.

.....

.....

.....

.....



I'm proud of you because of:

Your good handwriting. Your correct answers. Using correct punctuation.

Good and it's time to:

Correct spelling mistakes. Correct mistakes. Keep finger space between words.

Use (. /, /?) Write neatly / on lines. Complete missing work.

/ / T.



Unit5 : Lunch time!

Lesson 3

Aim : To read for specific information. To write sentences correctly

Level A: Complete the sentences with words from the box.

drink - banana - apple

1. I haven't got an



2. I've got a



3. I haven't got



Level B: Re-arrange the words and create a sentence.

1. an - . - I - haven't - apple- got


.....

2. - I - got - a - have - sandwich-

.....

Level C: Look at the picture and write a sentence. (4-5 words)

.....



I'm proud of you because of:

Your good handwriting.

Your correct answers.

Using correct punctuation.

Good and it's time to:

Correct spelling mistakes.

Correct mistakes.

Keep finger space between words.

Use (. / / ?)

Write neatly / on lines.

Complete missing work.

/ / T.



Unit5 : Lunch time!

Lesson 4

Aim : To read for specific information. To write sentences correctly.

Level A: Match the picture with correct word.


man

fan



Level B: Complete the sentences with words from the box.

man – hat – fan



- 1- The man has got a..... . 2- The man has got a..... .

Level C: Look at the picture and write a sentence.(4-6 words)

.....



I'm proud of you because of:

Your good handwriting.

Your correct answers.

Using correct punctuation.

Good and it's time to:

Correct spelling mistakes.

Correct mistakes.

Keep finger space between words.

Use (. /,/?)

Write neatly / on lines.

Complete missing work.

/ / T.



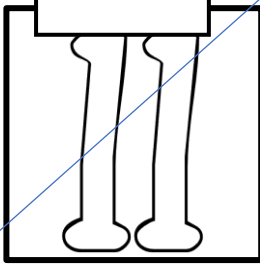
Unit 5: Reading activity.

Aim : To read for specific information


Q 1 : Read, choose and write the correct word.

Hi! My name is Ali. I'm (0) eleven years old. In my (1) , I've got my breakfast. I've got an(2) , it was red and yummy. I've got two (3) I haven't got an orange (4).....to drink. My (5) share with me her candy, she is very kind .


eleven



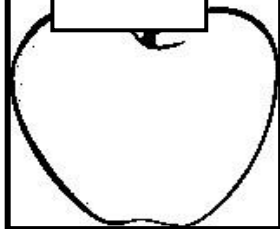
juice



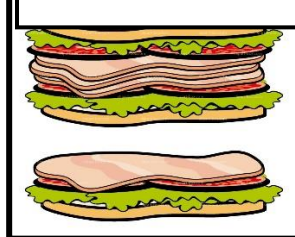
friend




apple



sandwiches



lunchbox



Excellent



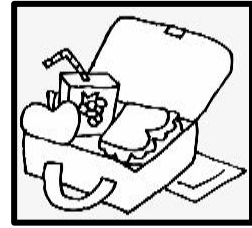


Good




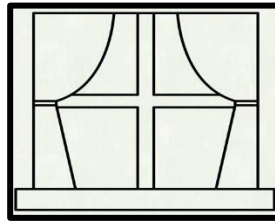

Developing

Q 2 : Read and circle the correct picture.


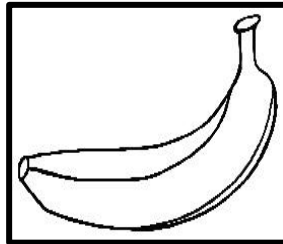
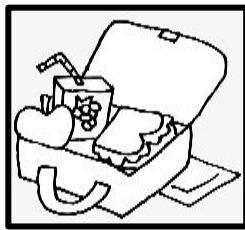
0.It's an apple.




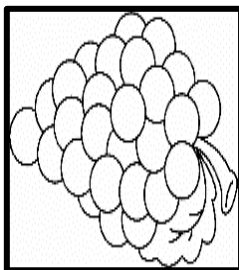
1.I am thirsty, can I drink it.



2.It's yellow and monkeys like it.



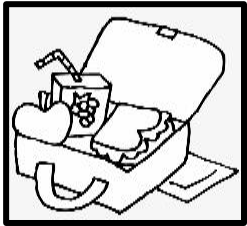
3.I've got some grapes.




Unit1 : Writing activity.

Aim : To write sentences using the unit words.

Q 1 : Look at the picture and write the correct word.




(1).....




(2).....


Q 2 : Look at the picture and complete the word.



(1)J _ ic_



(2)c _ t



(3)p _ _ r

Q 3 : Look at the picture bellow and write sentence. (3 – 5 sentences) .



.....

.....

.....

.....

.....

.....

.....

I'm proud of you because of:

Your good handwriting.

Your correct answers.

Using correct punctuation.

Good and it's time to:

Correct spelling mistakes.

Correct mistakes.

Keep finger space between words.

Use (. / / ?)

Write neatly / on lines.


Complete missing work.

/ / T.



Unit 5 Values Healthy food

1 Find and colour the healthy food.




2 Read, draw and colour.

Two yellow bananas.

One green apple.

Three red apples.

Five green grapes.





Extra worksheet



Extra worksheet



ENGLISH Booklet


UNIT 6

A new friend !





Unit 2 : Grammar



He-She- It

we use



has got



He-She- It

we use



hasn't got

Positive



She has got short hair.

negative



She hasn't got short hair.




He has got curly hair.



He hasn't got short hair.

IMPORTANT



Unit 6 : song
This is my nose!














Unit 2 : Online game
Words





Read to lead

Aim : -To read words and sentences about appearance.

Picture	Word	Sentence
	long	She's got long hair.
	short	He's got short hair.
	blond	He's got blond hair.
	brown	He's got brown hair.
	curly	He's got curly hair.
	straight	He's got straight hair.
Square - circle - triangle - rectangle - diamond     		

Self assessment :How is my reading?			
No mistakes	Excellent 😊	Good	Developing 😞
Loud voice	Excellent 😊	Good	Developing 😞



Unit 6: A new friend!

Aim : -To read words and sentences about appearance.



Level 1

Long short

Straight curly

Blonde Black

She has got long hair.

He has got short hair.

It has got black eyes.

Blank handwriting practice lines

The -Start with a capital letter
like -Write on the lines
like -Write left to right



I see a dog. -End with a full stop
The dog is -Finger space
✓ **like** -Correct spelling





Unit 6: A new friend!

Aim : -To read words and sentences about appearance.

☆☆ Level 2

Long curly short

Straight Black Blonde

She has got long hair.

She hasn't got short hair.

He has got short hair.

→ The -Start with a capital letter
like -Write on the lines
like -Write left to right
→



I see a dog. ↖ -End with a full stop

The dog is -Finger space

✓ like -Correct spelling





Unit 6: A new friend!

Aim : -To read words and sentences about appearance.

 Level 3

She has got long hair.

She has

She hasn't got

He has got

He hasn't

 The -Start with a capital letter

like -Write on the lines

like -Write left to right



I see a dog.  -End with a full stop



The dog is  -Finger space



 like -Correct spelling





Unit 6: A new friend!

Lesson 2

Aim : To read for specific information. To write sentences correctly.

Level A: Complete the sentences with words from the box.

blond – curly – long

1- She has got hair .



2- He has got hair .



Level B: Order the words and make a correct sentence.

1- has - straight- She - got - . - hair

.....

2- hasn't - She - blond - got - . - hair

.....

Level C: Look at the picture and write 2-3 sentences.

.....

.....

.....



I'm proud of you because of:

Your good handwriting. Your correct answers. Using correct punctuation.

Good and it's time to:

Correct spelling mistakes. Correct mistakes. Keep finger space between words.

Use (. / , / ?) Write neatly / on lines. Complete missing work.

/ / T.



Unit 6: A new friend!

Lesson 3

Aim : To read for specific information. To write sentences correctly.

Level A: Match the picture with correct word.

blond



long



Level B: Complete the sentences with words from the box.

long – blond – black

1- She has got hair .



2- It has got eyes.



Level C: Look at the picture and write a sentence. (4 words or more)



.....

I'm proud of you because of:

Your good handwriting. Your correct answers. Using correct punctuation.

Good and it's time to:

Correct spelling mistakes. Correct mistakes. Keep finger space between words.

Use (. / , ?) Write neatly / on lines. Complete missing work.

/ / T.



Unit 6: A new friend!

Lesson 4

Aim : To read for specific information. To write sentences correctly.

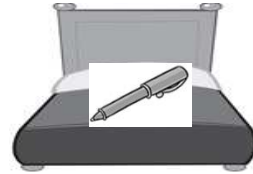
Level A: Match the picture with correct word.

bed

pen



Level B: Look at the picture and complete the sentence.



Ken's got a..... .

The pen is on the

Level C: Look at the picture and write a sentence. (4 words or more)

.....



I'm proud of you because of:

Your good handwriting.

Your correct answers.

Using correct punctuation.

Good and it's time to:

Correct spelling mistakes.

Correct mistakes.

Keep finger space between words.

Use (. / , / ?)

Write neatly / on lines.

Complete missing work.

/ / T.



Unit 6: Reading activity.

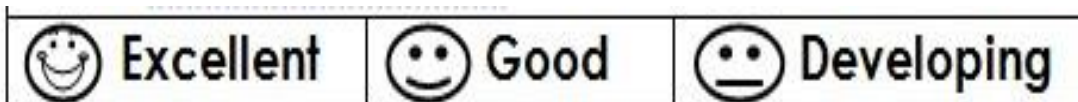


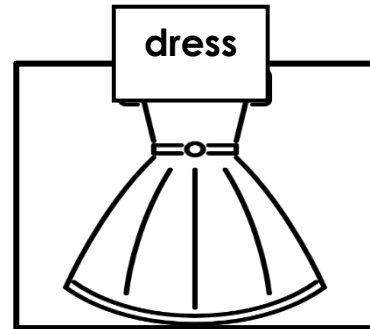


Aim : To read for specific information

Q 1 : Read, choose and write the correct word.

This is my friend Sara. She is seven years old. She has got (0) brown eyes. She has got (1) _____ hair.

She always wear (2) _____. Her favorite colour is (3) _____ . Her favorite sport is (4) _____ .

She always go to school by (5) _____ .





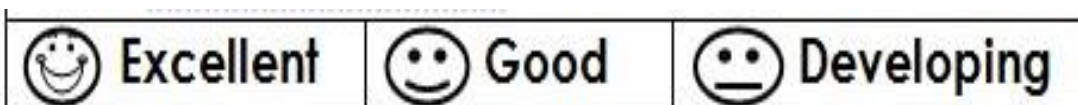
Q 2 : Read and circle Yes or No.

Karen's Doll

Karen's favorite toy is her doll. The doll's name is Kathy. Kathy has blond hair and wears a pink dress. Karen was three years old when she got her doll. Kathy sleeps on Karen's bed when Karen is at school.



- 1- Karen's toy is a doll . Yes No
- 2- The doll's name is Pari . Yes No
- 3- Kathy has blond hair . Yes No
- 4- Kathy wears a blue dress. Yes No
- 5- Kathy sleeps on Karen's bed. Yes No





Unit 6: Writing activity.

Aim : To write sentences using the unit words.

Q 1 : Look at the picture and write the correct word.



(1).....



(2).....

Q 2 : Look at the picture and complete the word.



(1)cu _ ly




(2)l _ n _



(3)sh _ r _

Q 3 : Look at the picture bellow and write sentence. (describe the girl)



.....

.....

.....

.....

.....

.....

.....

I'm proud of you because of:

Your good handwriting. Your correct answers. Using correct punctuation.

Good and it's time to:

Correct spelling mistakes. Correct mistakes. Keep finger space between words.

Use (. / /?) Write neatly / on lines. Complete missing work.

/ / T.



Extra worksheet



Extra worksheet



ENGLISH Booklet


UNIT 7

Dinner time!





Unit 7: Grammar



we use



like



we use

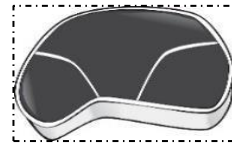


don't like

Positive




negative



I like rice.

I don't like meat.



I like milk.

I don't like carrots.

Unit 6: Grammar song

Food



Unit 6: Game













Food









Read to lead

Aim : -To read words and sentences about food.

Picture	Word	Sentence
	rice	I don't like rice. 
	meat	I like meat. 
	carrots	I don't like carrots. 
	yogurt	I like yogurt. 
	fish	I don't like fish. 
	bread	I like bread. 

				
milk - juice - water - hot chocolate - tea				

Self assessment :How is my reading?			
No mistakes	Excellent 	Good	Developing 
Loud voice	Excellent 	Good	Developing 



Unit 7: Dinner time!

Aim : To practice writing words about food.



Level 1

carrots rice

yogurt meat

fish bread

I like meat.

I don't like fish.

I like rice.

I don't like yogurt.


I like carrots.

I don't like bread.

The -Start with a capital letter

like -Write on the lines


like -Write left to right




I see a dog. -End with a full stop

The dog is -Finger space

✓ like -Correct spelling





Unit 7: Dinner time!

Aim : To practice writing words about food.



Level 2

I like meat.

I don't like fish.

I like rice.

I don't like yogurt.

I like carrots.

 The	-Start with capital letter		 I see a dog.	-End with a full stop	
like	-Write on the lines		The dog is	-Finger space	
like	-Write left to right		 like	-Correct spelling	
→					



Unit 7: Dinner time!

Aim : To practice writing words about food.



Level 3



I like carrots.

I don't like

I like

I don't

I

 Ihe... -Start with a capital letter
like... -Write on the lines
like... -Write left to right




I see a dog.  -End with a full stop
 The dog is  -Finger space
 ✓ like... -Correct spelling





Unit 7 : Dinner time!

Lesson 2

Aim : To read for specific information. To write sentences correctly.

Level A: Complete the sentences with words from the box.

tea – hot chocolate – milk

1- I like



2- I don't like



Level B: Order the words and make a correct sentence.

1- like - . - I - rice

.....

2- don't - I - carrots - like - . -

.....

Level C: Look at the picture and write a sentence.

.....



I'm proud of you because of:

Your good handwriting. Your correct answers. Using correct punctuation.

Good and it's time to:

Correct spelling mistakes. Correct mistakes. Keep finger space between words.

Use (. / , / ?) Write neatly / on lines. Complete missing work.

/ / T.



Unit 7 : Dinner time!

Lesson 3

Aim : To read for specific information. To write sentences correctly.

Level A: Match the picture with correct word.

I like tea.



I don't like milkshake.



Level B: Order the words and make a correct sentence.

1- like - I - don't - . - water


.....

2- like - I - don't - juice - .

.....

Level C: Look at the picture and write 2-3 sentences.

.....



I'm proud of you because of:

Your good handwriting.

Your correct answers.

Using correct punctuation.

Good and it's time to:

Correct spelling mistakes.

Correct mistakes.

Keep finger space between words.

Use (. / , ?)

Write neatly / on lines.

Complete missing work.

/ / T.



Unit 7 : Dinner time!

Lesson 4

Aim : To read for specific information. To write sentences correctly.

Level A: Match the picture with correct word.

tin



fig



Level B: Complete the sentences with words from the box.

tin – fig – bin

1- Through the trash in the..... .





2- Open the '



Level C: Look at the picture and write a sentence.

.....

I'm proud of you because of:

Your good handwriting. Your correct answers. Using correct punctuation.

Good and it's time to:

Correct spelling mistakes. Correct mistakes. Keep finger space between words.

Use (. /,/?) Write neatly / on lines. Complete missing work.

/ / T.



Unit 7: Reading activity.

Aim : To read for specific information

Q 1 : Read and match.

 - (1) ~~I like carrots.~~




- (2) I don't like tin.



- (3) I like ice-cream.



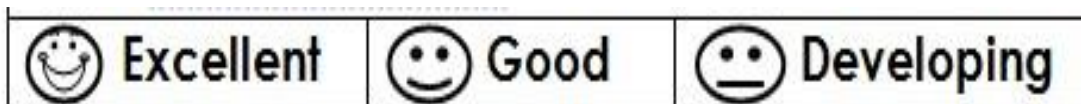
- (4) I like tea.



- (5) I don't like yogurt.




- (6) I don't like fish.



Q 2 : Read and circle the correct picture.


0.It's water.




1.It's hot, I need it now.



2.you can find this food in the sea.



3.I am thirsty.





Unit 7: Writing activity.

Aim : To write sentences using the unit words.

Q 1 : Look at the picture and write the correct word.




(1).....



(2).....

Q 2 : Look at the picture and complete the word.



(1) f _ n




(2) m _ a _



(3) b _ rea _

Q 3 : Draw your dinner and write sentences.(3-5 sentences) .



.....

.....

.....

.....

.....

.....

.....

.....

I'm proud of you because of:

Your good handwriting.

Your correct answers.

Using correct punctuation.

Good and it's time to:

Correct spelling mistakes.

Correct mistakes.

Keep finger space between words.

Use (. / / ?)

Write neatly / on lines.

Complete missing work.

/ / T.

Principal: Mrs. Khawla Almotawa
Coordinator: Mrs. Noha Ali Yousef

Vice principal: Mrs. Aysha Aldosari
Teacher: Mrs. Dana Aldosari



ENGLISH Booklet



UNIT 8

Tidy up!



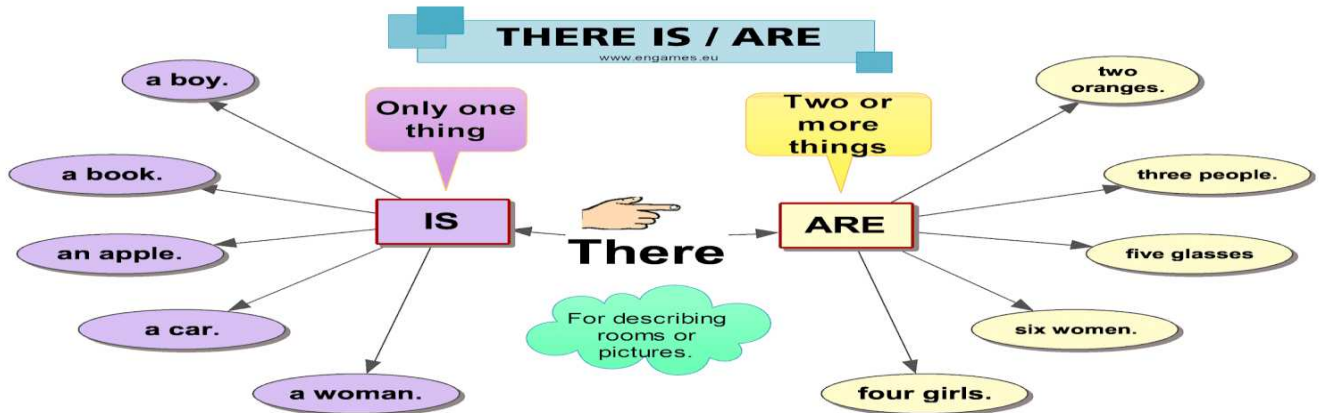


Unit 8: Grammar


<p>There is = There's</p> <p>There's + singular (يأتي بعدها كلمة مفرد)</p>	<p>There are</p> <p>There are + Plural (يأتي بعدها كلمة جمع)</p>
<p>Ex: There's a bed.</p> 	<p>Ex: There are pillows.</p> 

1 There's a ----- .

2 There are ----- .












Unit 8 : Grammar song
There's , There are





Read to lead

Aim : -To read words and sentences related to unit 8.

Picture	Word	Sentence
	Cupboard	There's a cupboard.
	bed	There's a bed.
	blanket	There's a blanket.
	Pillow	There are pillows. 
	shelf	There's a shelf.
	rug	There are rugs. 
 Pan - plate - cup - knife - fork - spoon		

Self assessment :How is my reading?			
No mistakes	Excellent 😊	Good	Developing 😞
Loud voice	Excellent 😊	Good	Developing 😞



Unit 8: Tidy up!

Aim : To practice writing words related to unit 8.

Level 1

Rug / bed / shelf

blanket / pillow / cupboard

fork / spoon / knife

plate / pan / cup

There's a cup under the bed.

There are three plates on the table.

There's a pillow on the bed.

There are six forks under the cupboard.

 **The** -Start with a capital letter

like -Write on the lines

like -Write left to right



I see a dog.  -End with a full stop



The dog is  -Finger space



✓ **like** -Correct spelling





Unit 8: Tidy up!

Aim : To practice writing words related to unit 8.

Level 2

Rug / bed / shelf / blanket / pillow / cupboard

There's a cup under the bed.

There are three plates on the table.

There's a pillow on the bed.

There are six forks under the cupboard.

→ The -Start with a capital letter
like -Write on the lines
like -Write left to right
 →



I see a dog. ↖ -End with a full stop
 The dog is -Finger space
 ✓ like -Correct spelling





Unit 8: Tidy up!

Aim : To practice writing words related to unit 8.

Level 3

There's a cup under the bed.

There are three plates on the table.

- Complete the missing sentences.

There are six

There's a

There are


 The -Start with a capital letter

like -Write on the lines

like -Write left to right



I see a dog. -End with a full stop



The dog is -Finger space



 like -Correct spelling




Unit 8 : Tidy up


Lesson 2

Aim : To read for specific information. To write sentences correctly.

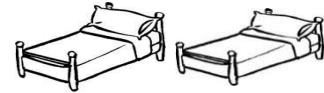
Level A: Complete the sentences with words from the box.

There's – There are

1- a blanket .



2- beds .



Level B: Order the words and make a correct sentence.

1- a- There's - . - bed


.....

2- are - There - rugs - .

.....

Level C: Look at the picture and write 2-3 sentences .

.....



I'm proud of you because of:

Your good handwriting. Your correct answers. Using correct punctuation.

Good and it's time to:

Correct spelling mistakes. Correct mistakes. Keep finger space between words.

Use (. /, /?) Write neatly / on lines. Complete missing work.

/ / T.



Unit 8: Tidy up!

Lesson 3

Aim : To read for specific information. To write sentences correctly.

Level A: Complete the sentences with words from the box.

cup – fork - spoons

1. There are

2. There's

Level B: Order the words and make a correct sentence.

1- are - two - There - forks - .

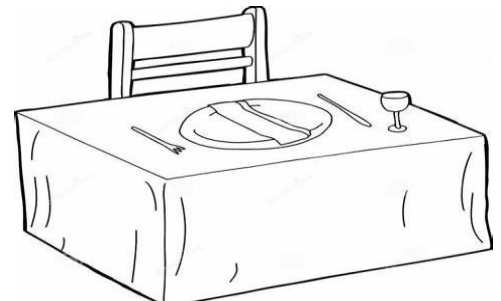
.....

2- . - a - There's - plate

.....

Level C: Look at the picture and write 2-3 sentence.

.....
.....
.....



I'm proud of you because of:

Your good handwriting.

Your correct answers.

Using correct punctuation.

Good and it's time to:

Correct spelling mistakes.

Correct mistakes.

Keep finger space between words.

Use (. / , ?)

Write neatly / on lines.

Complete missing work.

/ / T.



Unit 8 : Tidy up



Lesson 4

Aim : To read for specific information. To write sentences correctly.

Level A: Match the picture with correct word.

fox

dog




Level B: Complete the sentences with words from the box.

fox – log – dog -box

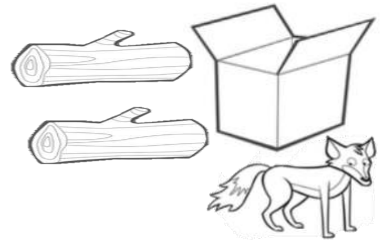
1- Look at the

2- This is a '



Level C: Look at the picture and write 2-3 sentences.

.....



I'm proud of you because of:

Your good handwriting. Your correct answers. Using correct punctuation.

Good and it's time to:

Correct spelling mistakes. Correct mistakes. Keep finger space between words.

Use (. , / ?) Write neatly / on lines. Complete missing work.

/ / T.



Lesson 4 : Reading activity

Aim : To read for specific information

Q 1 : Read and match.

- (1) ~~There's a cup.~~



- (2) There are two knives.

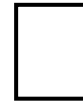


Illustrations of.com #1248276

- (3) There's a shelf.



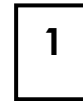
- (4) She's playing with the dolls.



- (5) There's a cupboard.



- (6) There's a bed.





Q 2 : Read and circle Yes or No.



Hello ! This is my bedroom.

There's a rug.

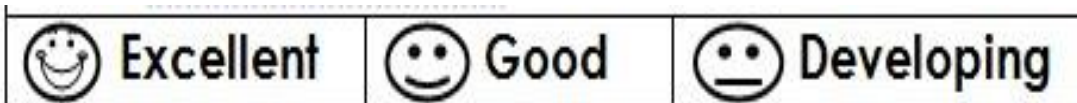
There's a small bed.

There are books.

There are three frames.

There's a shelf.

- | | | | |
|----|-----------------------|-----|----|
| 0- | This is his flat . | Yes | No |
| 1- | There's a rug . | Yes | No |
| 2- | There's a big bed. | Yes | No |
| 3- | There are books . | Yes | No |
| 4- | There are two frames. | Yes | No |
| 5- | There's a shelf . | Yes | No |





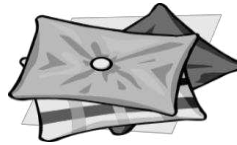
Unit3 : Writing activity.

Aim : To write sentences using the unit words.

Q 1 : Look at the picture and write the correct word.



(1).....




(2).....

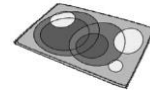
Q 2 : Look at the picture and complete the word.



(1) _ _ elf

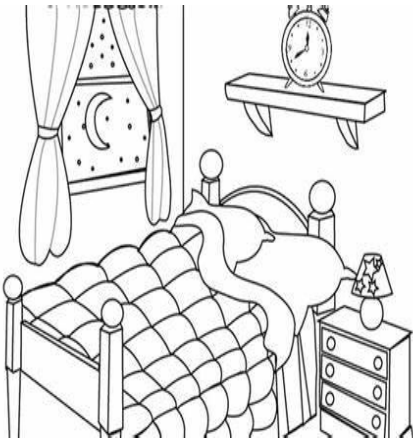


(2) _ upb _ _ rd



(3)r _ g

Q 3 : Look at the picture bellow and write sentence.(3-5 sentences) .



.....

.....

.....

.....

.....

.....

I'm proud of you because of:

Your good handwriting.

Your correct answers.

Using correct punctuation.

Good and it's time to:

Correct spelling mistakes.

Correct mistakes.

Keep finger space between words.

Use (. /, /?)

Write neatly / on lines.

Complete missing work.

/ / T.



Extra worksheet