

تم تحميل هذا الملف من موقع المناهج البحرينية



* للحصول على أوراق عمل لجميع الصفوف وجميع المواد اضغط هنا

<https://almanahj.com/bh>

* للحصول على أوراق عمل لجميع مواد الصف الثاني اضغط هنا

<https://almanahj.com/bh/2>

* للحصول على جميع أوراق الصف الثاني في مادة لغة انجليزية وجميع الفصول, اضغط هنا

<https://almanahj.com/bh/2english>

* للحصول على أوراق عمل لجميع مواد الصف الثاني في مادة لغة انجليزية الخاصة بـ الفصل الثاني اضغط هنا


<https://almanahj.com/bh/2english2>

* لتحميل كتب جميع المواد في جميع الفصول للـ الصف الثاني اضغط هنا

<https://almanahj.com/bh/grade2>

[almanahjbhbot/me.t//:https](https://t.me/almanahjbhbot)

للتحدث إلى بوت على تلغرام: اضغط هنا




Unit 7- Lesson 4

P 67

Dinnertime!

Family and Friend 2
Grade 2



Objectives



1- Identify the words **bin**, **tin**, **fig**, and **six**.

2- **Recognise** the sound /i/ in the middle of words.




Listen, point and repeat.



six



bin



fig



tin



Read, point and repeat.




وزارة التربية والتعليم
Ministry of Education



Six




Read, point and repeat.





bin

Read, point and repeat.




fig

Read, point and repeat.




tin




Open page 67 in your Class Book.
Read and point to the letter “i”.



Guess the letter and write the word on your mini board.



1



Bin


2




Tin



Guess the letter and write the word on your mini board.



1



Fig


2



Six

Re-order the letters to spell the words correctly.
Use your mini-board.


1



gif

fig

2




itn


tin



Re-order the letters to spell the words correctly.
Use your mini-board.



1



nib

bin


2




isx

six

Look and write.




1



bin

3




fig

b

in

t

2




tin

f

ig

b

4




big



Answer the questions in your Workbook page 65.





Don't forget to answer the
questions
in the **practice** PPT for **L4**.



End of the lesson

Good job dear !

