

تم تحميل هذا الملف من موقع المناهج البحرينية



*للحصول على أوراق عمل لجميع الصفوف وجميع المواد اضغط هنا

<https://almanahj.com/bh>

* للحصول على أوراق عمل لجميع مواد الصف الثاني اضغط هنا

<https://almanahj.com/bh/2>

* للحصول على جميع أوراق الصف الثاني في مادة لغة انجليزية ولجميع الفصول, اضغط هنا

<https://almanahj.com/bh/2english>

* للحصول على أوراق عمل لجميع مواد الصف الثاني في مادة لغة انجليزية الخاصة بـ الفصل الثاني اضغط هنا

<https://almanahj.com/bh/2english2>

* لتحميل كتب جميع المواد في جميع الفصول للـ الصف الثاني اضغط هنا

<https://almanahj.com/bh/grade2>

[almanahjbhbot/me.t//:https](https://t.me/almanahjbhbot)

للتحدث إلى بوت على تلغرام: اضغط هنا



Family and Friends 2-Grade 2

Unit 8

Tidy up!

Lesson 1

Page 72



Think !

How can we keep our room tidy?



Objectives

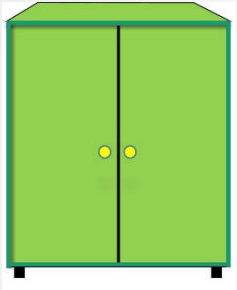
- 1- Name **six bedroom objects**.
- 2- Recognise **six bedroom objects**.
- 3- Identify the use of **on – in – under**.



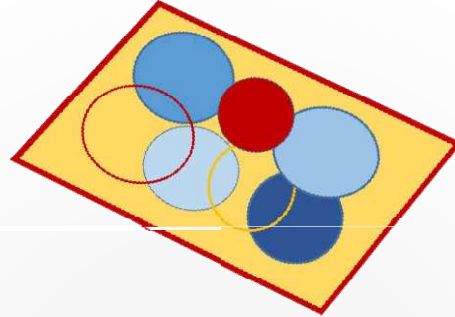
Listen, point and repeat



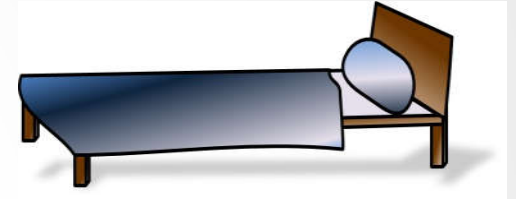
وزارة التربية والتعليم
Ministry of Education



cupboard




rug



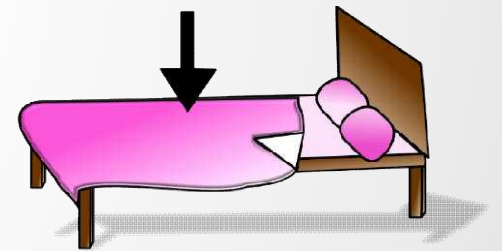
bed



shelf



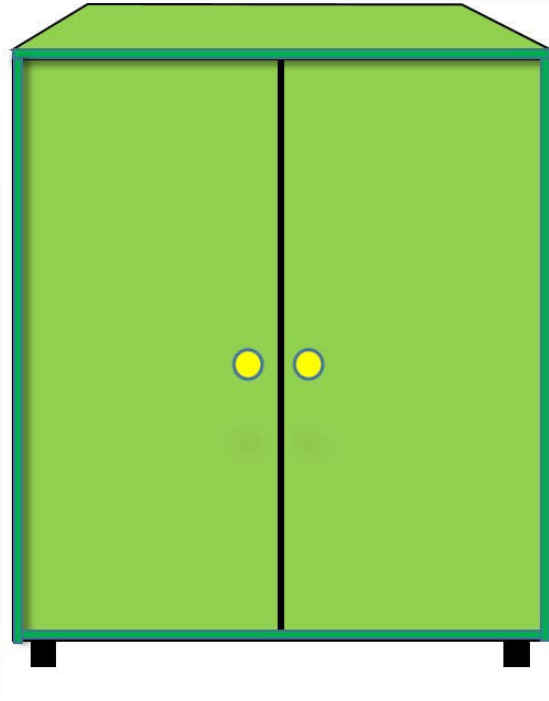

pillow



blanket




Read, point and repeat



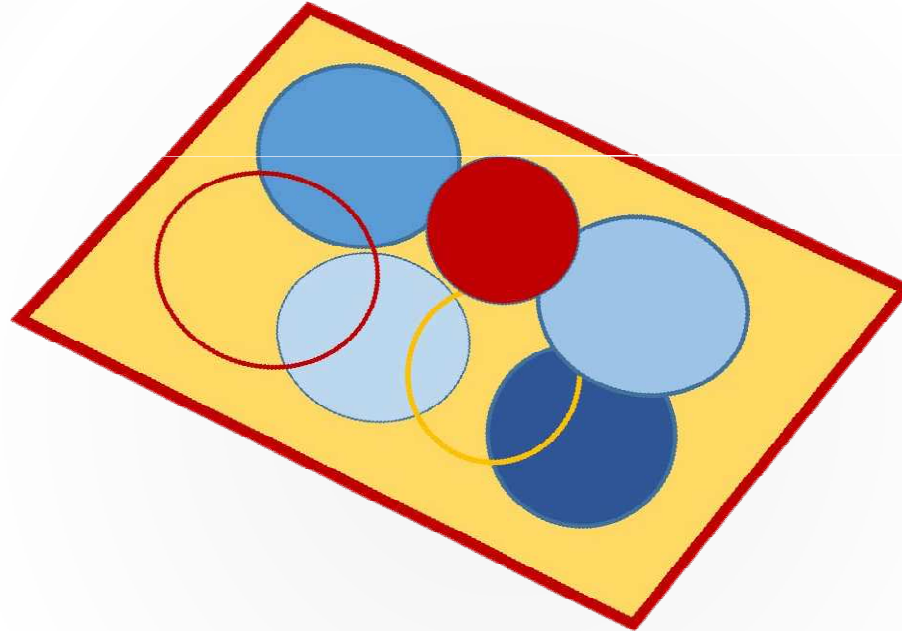
cupboard



Read, point and repeat




وزارة التربية والتعليم
Ministry of Education




rug

Read, point and repeat




bed

Read, point and repeat



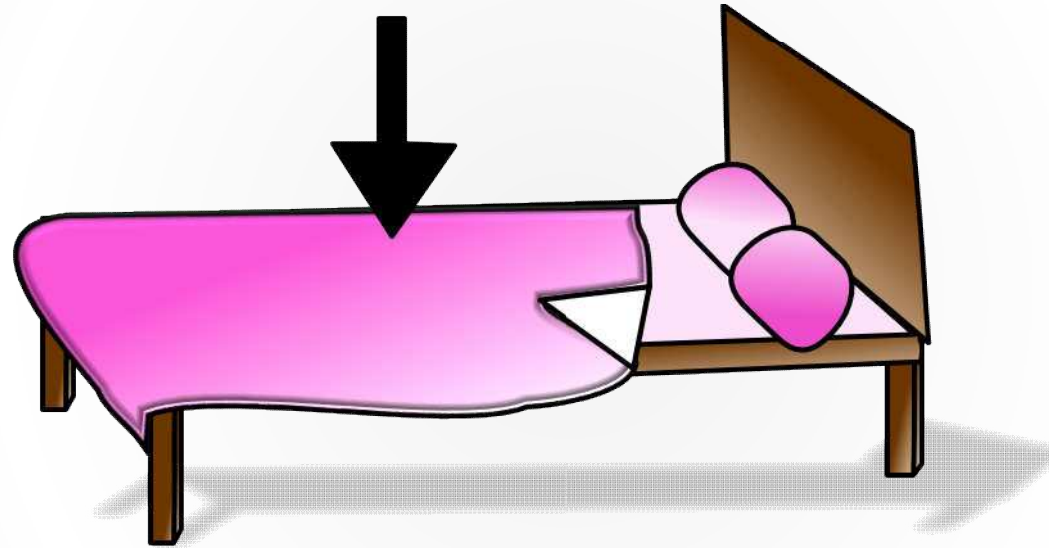

shelf

Read, point and repeat



pillow


Read, point and repeat




blanket

Let's practice!

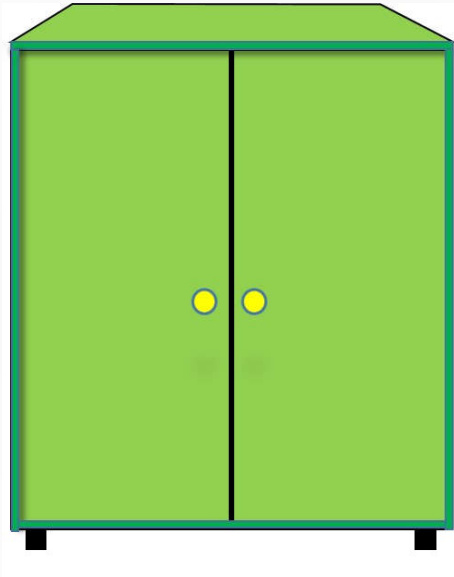
Bring out your white boards and markers!



Let's Play!



Look at the picture and write the correct word on your board



bed

cupboard



Look at the picture and write the correct word on your board.



وزارة التربية والتعليم
Ministry of Education



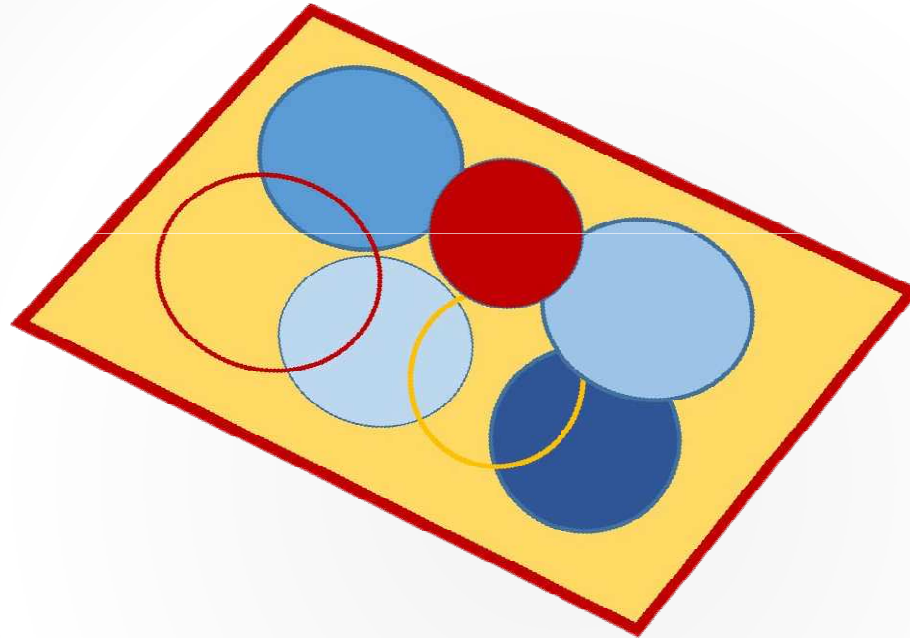
shelf

rug

Look at the picture and write the correct word on your board.




وزارة التعليم
Ministry of Education



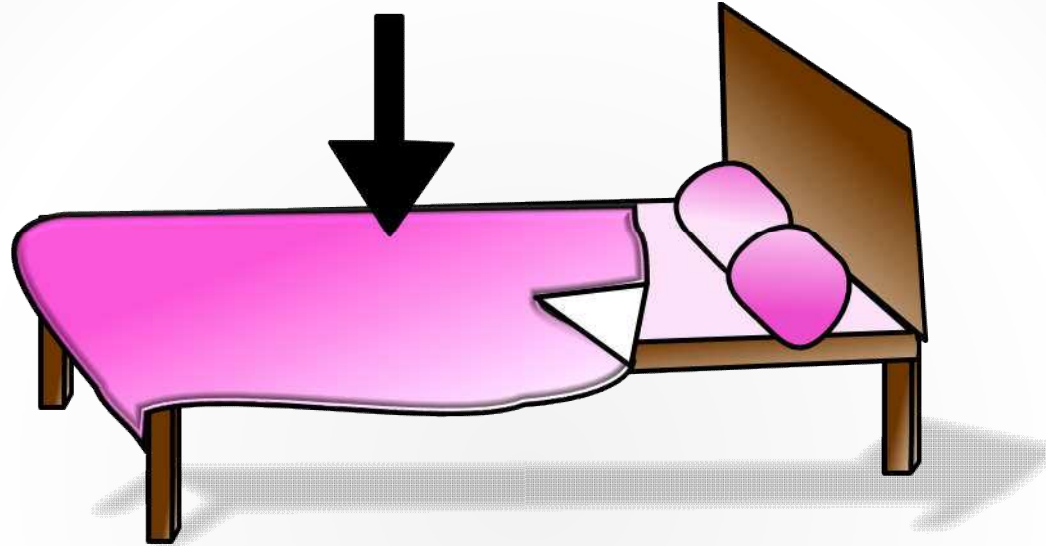
pillow

rug

Look at the picture and write the correct word on your board.



وزارة التربية والتعليم
Ministry of Education




blanket

cupboard

Look at the picture and write the correct word on your board.




وزارة التربية والتعليم
Ministry of Education




pillow

shelf



Look at the picture and write the correct word on your board.

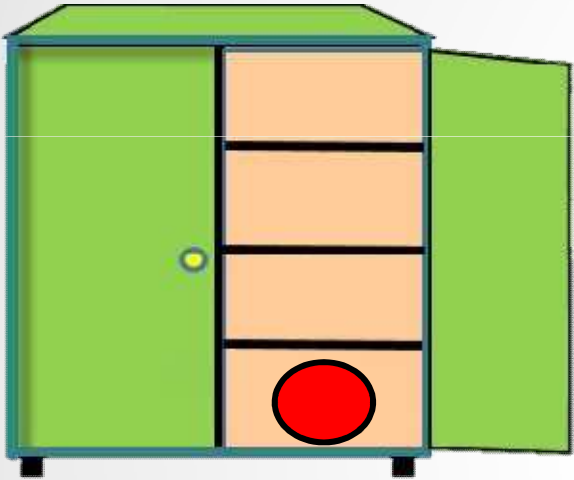


bed

blanket

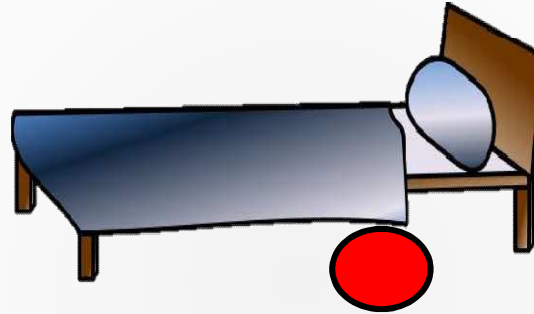
Listen then read

in



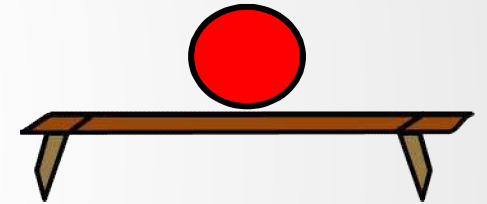
There is a ball in the cupboard.

under



There is a ball under the bed.

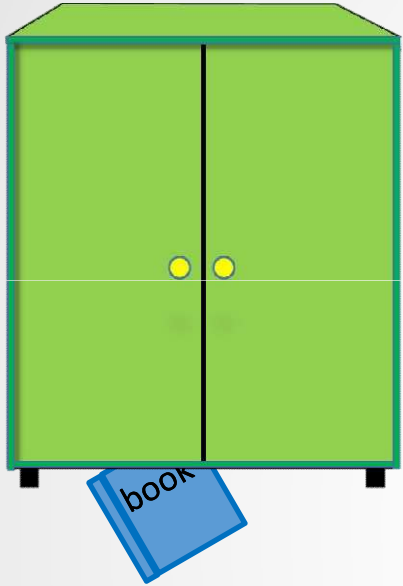

on



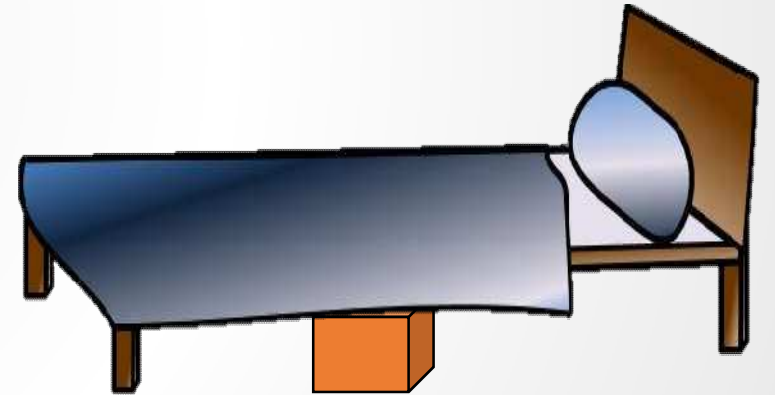
There is a ball on the shelf.



Listen then read



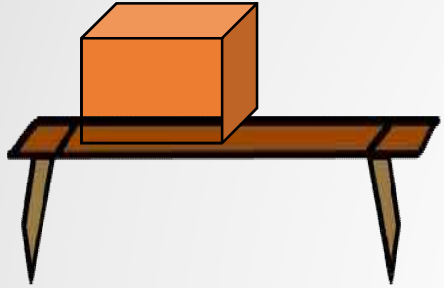
There is a book under the cupboard.



There is a box under the bed.

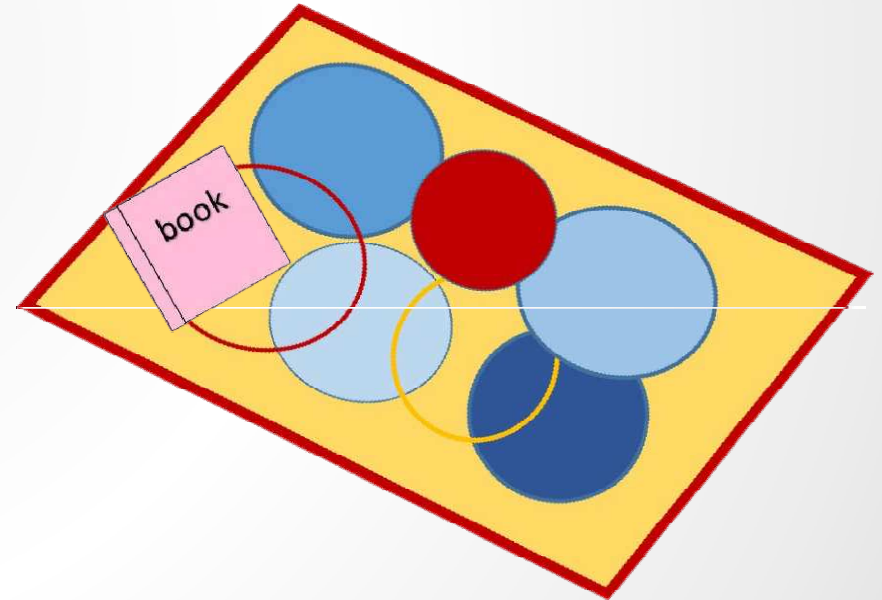


Listen then read

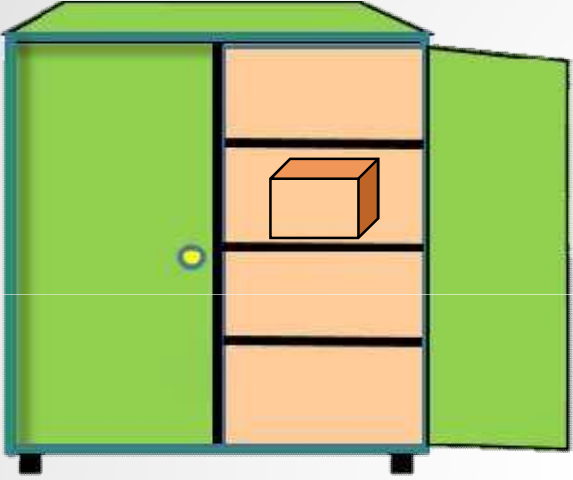


There is a box on the shelf.

There is a book on the rug.

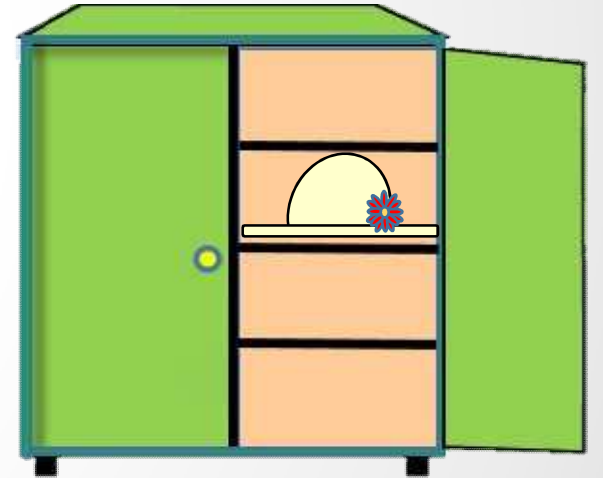



Listen then read



There is a box in the cupboard.

There is a hat in the cupboard.





Let's practice!

Open page **70** of your workbook. Answer the questions.

**Question
1**

**Question
2**



- Write **three sentences** using the words you have learned today in your notebook.
- Open the **practice PPT** and answer **L 1**.





**End of the
lesson!**

