

تم تحميل هذا الملف من موقع المناهج البحرينية



Revision paper Grade 2- unit 1

موقع المناهج ← المناهج البحرينية ← الصف الثاني ← لغة انجليزية ← الفصل الأول ← ملفات متنوعة ← الملف

تاريخ إضافة الملف على موقع المناهج: 22:13:22 2024-10-22

ملفات اكتب للمعلم اكتب للطالب الاختبارات الكترونية | اختبارات | حلول | عروض بوربوينت | أوراق عمل
منهج انجليزي | ملخصات و تقارير | مذكرات و بنوك | الامتحان النهائي للمدرس

المزيد من مادة
لغة انجليزية:

التواصل الاجتماعي بحسب الصف الثاني



صفحة المناهج
البحرينية على
فيسبوك

الرياضيات

اللغة الانجليزية

اللغة العربية

التربية الاسلامية

المواد على تلغرام

المزيد من الملفات بحسب الصف الثاني والمادة لغة انجليزية في الفصل الأول

Grade 2 Booklet-Final Look2 English Booklet	1
Revision for unit 1	2
أنشطة اللغة الانجليزية	3
Look 2 TEST1 activities	4
حل كتاب التدريبات	5



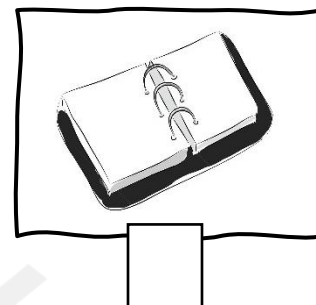




REVISION PAPER Grade 2 - UNIT 1

Class book pages: 12-19



Part 1: Listening

Q1: Listen and number the pictures.



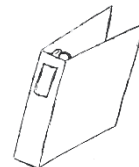
Part 2: Reading

Q1: Look at the pictures then choose the correct answer.

1- This is my green ----- . (pen - pencil)



2- Can you see a white and blue ----- . (book - folder)




3- Is it a ----- ? (book - bookcase)



4- I've got a yellow ----- (ruler - rubber)



5- Can you open the ----- , please! (door - window)



6- This is my red school ----- . (folder - bag)



Part 2: Reading

Q2: Look at the pictures then choose Yes or No.



N	sentences	Answers	
		Yes	No
1	Rosy is happy.	Yes	No
2	She has got a folder.	Yes	No
3	She has a ruler.	Yes	No
4	She has two books.	Yes	No
5	She has got a bag.	Yes	No

Part 2: Reading

Q3: Look at the pictures, read then colour.

1- This is my school bag. It's red and green.

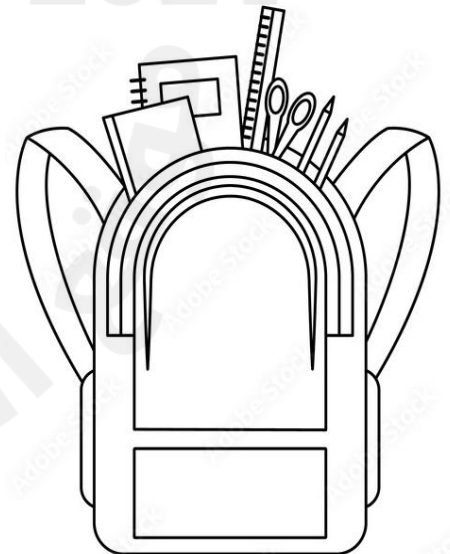
2- This is my book. It's blue.

3- I've got a pink folder.

4- I've got a ruler. It's yellow.

5- I've got two blue pencils.

6- Can I see your bag?




Part 2: Reading

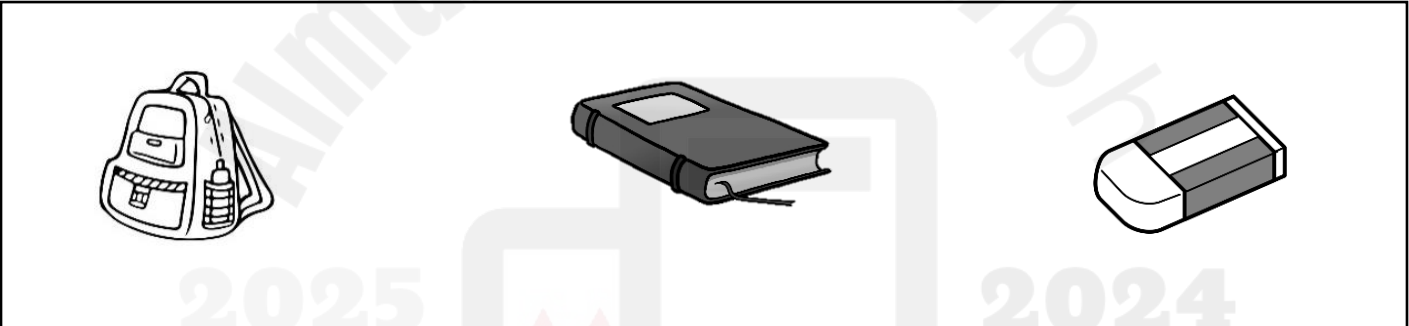
Q4: Look at the pictures then choose the correct picture.



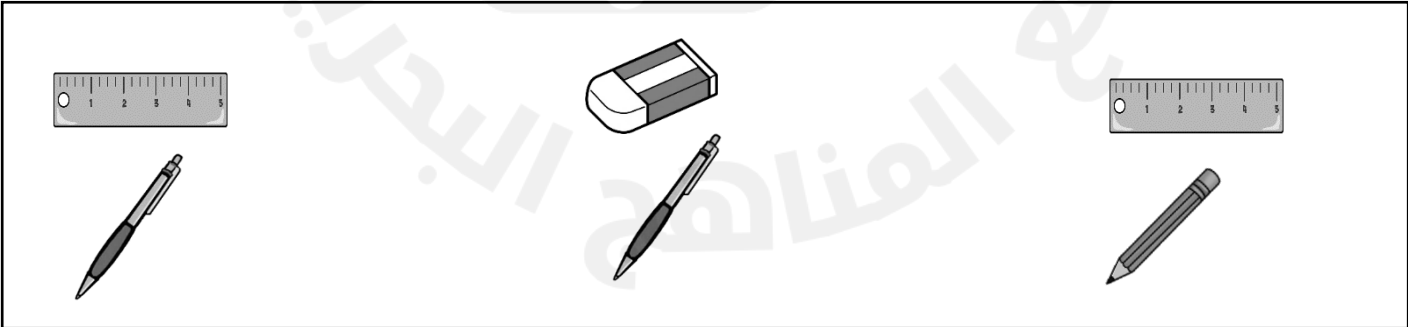
Can you open the window, please!



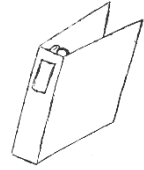
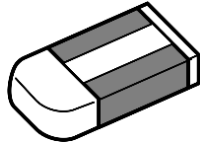
Can I see your bag?



I've got a pencil and a ruler.



I've got a green rubber.



Is it a ruler?

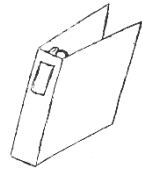


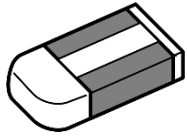


I've got two pens.



Part 3: Writing

Q1: Look at the pictures then write correct words.



Part 3: Writing

Q2: Read the question then write correct answers.



1- What's this?



2- What's this?



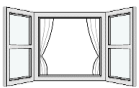
3- What's this?



4- What's this?




5- What's this?



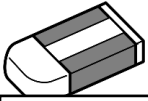
6- What's this?

Part 3: Writing

Q3: Look at the pictures then write correct answers using the words given.



door



white



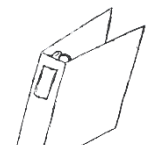
book



This



I've



blue



bookcase

1

Aa Bb

I write well
on 4 lines

2

The

I start with
capital
letter

3

I see

I use finger
space

4



I use (.) or (?)
at the end of
the sentence.