

تم تحميل هذا الملف من موقع المناهج البحرينية



## Grade 2 Booklet-Final Look2 English Booklet

موقع المناهج ← المناهج البحرينية ← الصف الثاني ← لغة انجليزية ← الفصل الأول ← ملفات متنوعة ← الملف

تاريخ إضافة الملف على موقع المناهج: 22:06:58 2024-10-22

ملفات اكتب للمعلم اكتب للطالب الاختبارات الكترونية | اختبارات | حلول | عروض بوربوينت | أوراق عمل  
منهج انجليزي | ملخصات و تقارير | مذكرات و بنوك | الامتحان النهائي للمدرس

المزيد من مادة  
لغة انجليزية:

### التواصل الاجتماعي بحسب الصف الثاني



صفحة المناهج  
البحرينية على  
فيسبوك

الرياضيات

اللغة الانجليزية

اللغة العربية

التربية الاسلامية

المواد على تلغرام

### المزيد من الملفات بحسب الصف الثاني والمادة لغة انجليزية في الفصل الأول

Revision for unit 1	1
أنشطة اللغة الانجليزية	2
Look 2 TEST1 activities	3
حل كتاب التدريبات	4
كتاب التدريبات 2 Look	5



# Look 2

## English Booklet


Semester 1 / School Year 2024-2025

Name: \_\_\_\_\_


Class: 2 / \_\_\_\_\_

Prepared by: T. Asma Alghareeb

Edited by: T. Amina Adnan



# ALL ABOUT ME



My Name is:


This is a Picture of Me

I am \_\_\_\_\_ years old



My Birthday is:

---



My Favorite Color is:

---



I love to eat:

---



My Favorite Activities:



---

---

---

---



# Notebook Monthly Evaluation

Neatness and Cleanliness	Completeness	Language accuracy	Total
♥ The booklet is neat, clean and well-organized. ♥ The handwriting is neat and clear. ♥ All pages are in the correct order.	♥ All work is complete and up-to-date. ♥ Follow the directions given correctly.	♥ Few spelling mistakes. ♥ Correct use of punctuation. ♥ Well structured sentences.	
3 points	4 points	3 points	10

Unit	Date	Mark	feedback	Parent's signature
Unit 1	/	/	<input type="checkbox"/> _____ <input type="checkbox"/> _____	
Unit 2	/	/	<input type="checkbox"/> _____ <input type="checkbox"/> _____	
Unit 3	/	/	<input type="checkbox"/> _____ <input type="checkbox"/> _____	
Unit 4	/	/	<input type="checkbox"/> _____ <input type="checkbox"/> _____	
Unit 5	/	/	<input type="checkbox"/> _____ <input type="checkbox"/> _____	
Unit 6	/	/	<input type="checkbox"/> _____ <input type="checkbox"/> _____	

Parents' comment:

\_\_\_\_\_

\_\_\_\_\_

\_\_\_\_\_

\_\_\_\_\_

\_\_\_\_\_

1 Look, read and circle the correct answer.



- ① art  
2. science

1. maths  
2. English

1. art  
2. computer science

2 Read the sentences and match them with the correct subject word.

Music - maths - citizenship - art

1. I learn about Bahrain.

citizenship

2. I learn to count numbers.

3. I colour and draw.

4. I sing and dance.

3 Write sentences using 'I like' about the school subjects.



1+1=2

I like maths.



Start with a capital letter

ABCD



Use finger spaces



End with a punctuation mark



Write on the lines neatly

handwriting






1 Put the sentences in the correct order.

1. PE - I've - Monday - on - got

I've got PE on Monday.

2. Thursday - got - I've - science - on

2 Look, read the timetable and write complete sentences.

Sunday	Monday	Tuesday	Wednesday	Thursday
 computer science	 citizenship	 art	 English	 Science

1. I've got computer science on Sunday.

2.

3.

4.

5.



2 sentences



3-4 sentences



5 sentences



Start with a capital letter

ABCD



Use finger spaces



End with a punctuation mark



Write on the lines neatly

handwriting

1 Read the question and write the correct answer.

0. Have you got English on Sunday?

No, I haven't.




1. Have you got science on Monday?




2. Has he got PE on Tuesday?



3. Has he got maths on Wednesday?



4. Has she got art on Thursday?



5. Has she got computer science on Monday?



Challenge question:

Write a question and an answer:

\_\_\_\_\_

\_\_\_\_\_

\_\_\_\_\_

\_\_\_\_\_



Start with a  
capital letter

ABCD



Use finger  
spaces



End with a  
punctuation mark



Write on the lines neatly

handwriting





1 Fill in the gaps with the correct word

Dear (1) Ali \_\_\_\_\_







How are you?

I really (2) \_\_\_\_\_ school! I've got (3) \_\_\_\_\_ on Sunday and art on (4) \_\_\_\_\_. I've got science on Tuesday. My favourite (5) \_\_\_\_\_ is English.

What's your favourite lesson?


(6) \_\_\_\_\_ you soon!

Sara



					
PE	see	like	lesson	Monday	Ali



Notes:



1 Look, read and circle the correct answer.


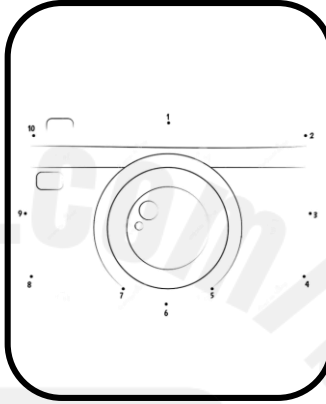
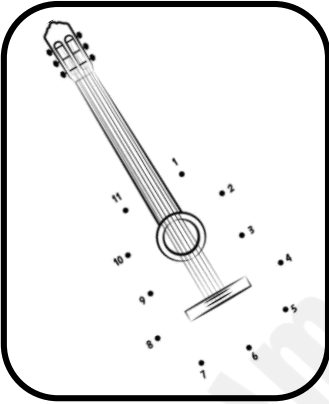


1. bike  
② tablet

1. building bricks  
2. camera

1. guitar  
2. colored pens

2 Draw and write each word below.




\_\_\_\_\_

tablet


\_\_\_\_\_

coloured pens


3 Look at the pictures and write complete sentences for each.



I have a skateboard.



\_\_\_\_\_



\_\_\_\_\_

Research question:



When was the first camera invented?

\_\_\_\_\_

\_\_\_\_\_



Start with a capital letter

ABCD



Use finger spaces



End with a punctuation mark

?!



Write on the lines neatly

handwriting

1 Pit the words in the correct order.

1. my - That - camera - is



That is my camera.

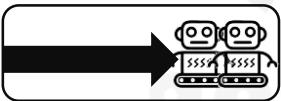
2. This - bike - is - my



3. are - These - building bricks - my




2 Look at the pictures and write complete sentences for each.



1. Those are my robots.



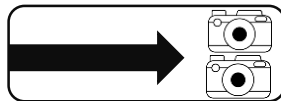
2.



3.



4.



5.



2 sentences



3-4 sentences



5 sentences



Start with a capital letter

ABCD



Use finger spaces



End with a punctuation mark



Write on the lines neatly

handwriting

1 Put the words in the correct order.

1. Sara's - . - It's - skateboard

It's Sara's skateboard.

2. bike - is - Ahmed's - . - This

3. These - coloured pens - Amal's - . - are

2 Look at the pictures and write complete sentences for each.

Lisa



1. It's Lisa's robot.

Adam



2.

Jim



3.

Ali



4.

Noor



5.



2 sentences



3-4 sentences



5 sentences

Challenge question:

Use what we learned to write a complete sentence about the picture:



Start with a capital letter

ABCD



Use finger spaces



End with a punctuation mark



Write on the lines neatly

handwriting

## 1. Read the passage.



## Nice weather

AI generated phonic passage &amp; audio



My mother and father took my brother outside to enjoy the nice weather. "Look at this feather," said the father. "These feathers are so soft and pretty," replied the mother.

Scan, listen and practice more.



## 2. Reading fluency rate.

Accuracy Pronouncing words correctly	Rate Not too fast and not too slow	Expression tone, pauses (following punctuation)	Mark Out of 4
			_____/4

## 3. Write the words with "th" from the paragraph and read them out loud.

mother

\_\_\_\_\_

\_\_\_\_\_

\_\_\_\_\_

\_\_\_\_\_

\_\_\_\_\_

\_\_\_\_\_

\_\_\_\_\_

\_\_\_\_\_

\_\_\_\_\_

\_\_\_\_\_

\_\_\_\_\_



1 Fill in the gaps with the correct word

Dear (1) \_\_\_\_\_ Ali \_\_\_\_\_

How are you?

My favourite thing is my (2) \_\_\_\_\_. I like it because it's (3)


\_\_\_\_\_. It's (4) \_\_\_\_\_ and (5)

\_\_\_\_\_.

What's your favourite thing?

(6) \_\_\_\_\_ you soon!

Adam



pink



see



fun



skateboard




green




Ali



Notes:



1 Look, read and circle the correct answer.



1. floor
2. armchair

1. bookcase
2. door


1. window
2. rug

2 Read and choose A or B.

1. The bookcase is round.



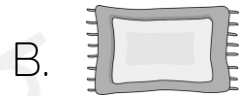
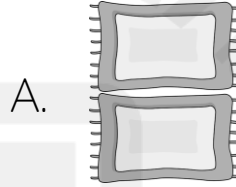
2. It's a small window.




3. It's a big door.



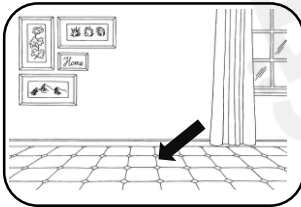
4. There are two rugs.



3 Look at the pictures and write complete sentences for each.



It's a dining room.



Start with a capital letter

ABCD



Use finger spaces



End with a punctuation mark




Write on the lines neatly

handwriting

1 Put the words in the correct order.

1. our - . - are - These - toys



These are our toys.

2. books - are - their - . - Those



\_\_\_\_\_

3. This - armchair - our - . - is



\_\_\_\_\_

2 Look at the pictures and write complete sentences for each.

our



1. This is our house.

their



2. \_\_\_\_\_

our



3. \_\_\_\_\_

their



4. \_\_\_\_\_

our



5. \_\_\_\_\_



2 sentences



3-4 sentences



5 sentences



Start with a capital letter

ABCD



Use finger spaces



End with a punctuation mark



Write on the lines neatly

handwriting

1 Put the words in the correct order.

1. a - got - . - rug - blue - We've

We've got a blue rug.

2. big - They've - door - . - got - a

3. We've - got - . - books

2 Look at the pictures and write complete sentences for each.

We've



1. We've got a house.

They've



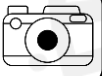
2.

We've




3.

They've



4.

We've



5.



2 sentences



3-4 sentences



5 sentences

Challenge question:

How many doors have you got in your house?



Start with a capital letter

ABCD



Use finger spaces



End with a punctuation mark



Write on the lines neatly

handwriting

1 Read and fill in the gaps with behind, between or in front of.

1. The moose is \_\_\_\_\_ the tree.

2. The moose is \_\_\_\_\_ the tree.


3. The moose is \_\_\_\_\_ the trees.



(1)

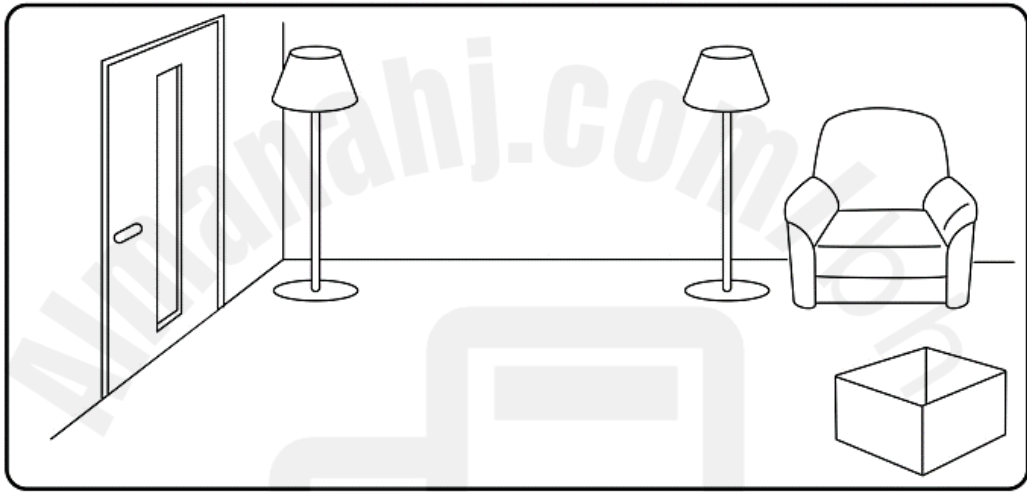


(2)



(3)

2 Read and draw.

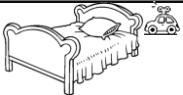


1. The bed is between the yellow lamps.

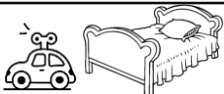
2. The rug is in front of the door.

3. The ball is behind the box.

3 Look at the pictures and write complete sentences for each.



1. The car is behind the bed.



2.



3.



Start with a  
capital letter

ABCD



Use finger  
spaces



End with a  
punctuation mark



Write on the lines neatly

handwriting











1 Fill in the gaps with the correct word

(1) Ali lives with his (2) \_\_\_\_\_. They've got a big (3) \_\_\_\_\_. Their house is white and (4) \_\_\_\_\_. They've got a (5) \_\_\_\_\_ for books. They haven't got a (6) \_\_\_\_\_.

Adam

					
grey	house	family	garden	bookcase	Ali




1

Write your own paragraph about Ali's house. Include the following points.



Ali +



his family +



- small house
- red and white
- ✓ garden
- ✗ no balcony

Handwriting practice lines consisting of multiple sets of solid top and bottom lines with a dashed midline.



25 words



30 words



35 words

Start with a capital letter

ABCD

Use finger spaces

End with a punctuation mark




Write on the lines neatly

handwriting



1

Draw or stick a picture of a room in your house. Then, write sentences using what we learned in the unit to describe it.



Handwriting practice lines consisting of multiple sets of solid top and bottom lines with a dashed middle line.

Start with a capital letter

ABCD

Use finger spaces




End with a punctuation mark




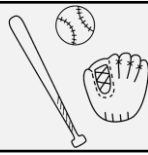
Write on the lines neatly

handwriting

Notes:



1 Look, read and circle the correct answer.



- 1. basketball
- 2. baseball


- 1. tennis
- 2. baseball

- 1. tennis
- 2. hockey


2 Read and choose A or B.

1. I can **hit** the ball.

A.



B.



2. I can **catch** the ball.

A.



B.



3. I can **kick** the ball.

A.



B.



4. I can **bounce** the ball.

A.



B.



3 Look at the pictures and write complete sentences for each.



I can throw a ball.



\_\_\_\_\_



\_\_\_\_\_



Research question:

How many gold medals did Bahrain win in Paris Olympics 2024?

\_\_\_\_\_

\_\_\_\_\_

\_\_\_\_\_



Start with a capital letter  
**ABCD**



Use finger spaces



End with a punctuation mark  
**?!**



Write on the lines neatly  
**handwriting**

1 Read and fill in the gaps with play or don't play.

Sunday	Monday	Tuesday	Wednesday	Thursday	Friday	Saturday
tennis		hockey	basketball		baseball	

1. I don't play tennis on Monday.

don't play

2. I \_\_\_\_\_ hockey on Tuesday.

3. I \_\_\_\_\_ basketball on Wednesday.

play

4. I \_\_\_\_\_ baseball on Saturday.

2 Write the words in the correct order.


1. in - They - football - kick - ball - the - .

They kick the ball in football.

2. don't - in - They - basketball - kick - ball - the - .

\_\_\_\_\_

3 Look at the pictures and write complete sentences for each.



hit ✓  
bounce ✓  
kick ✗  
catch ✓

1. We hit the ball in tennis.

2. We \_\_\_\_\_

3. \_\_\_\_\_

4. \_\_\_\_\_



Start with a capital letter

ABCD



Use finger spaces




End with a punctuation mark



Write on the lines neatly

handwriting

1 Read and trace.



Copilot

1. Do they play basketball?

Yes, they do.

2. Do they kick the ball in basketball?

No, they don't.

2 Trace and complete the sentences. then, write



1. Do they play inside?

No, they don't.


2. Do they play

Copilot

Ai generated pictures

Challenge question:

Write a question and an answer for the picture.



Copilot



Start with a capital letter

ABCD



Use finger spaces



End with a punctuation mark



Write on the lines neatly

handwriting





1 Fill in the gaps with the correct word

Dear (1) \_\_\_\_\_ Ali \_\_\_\_\_

How are you?

I play (2) \_\_\_\_\_. I can (3) \_\_\_\_\_ a ball and (4) \_\_\_\_\_  
\_\_\_\_\_. I (5) \_\_\_\_\_ play tennis

What about you?

(6) \_\_\_\_\_ you soon.

Adam



don't



see



basketball



bounce



jump



Ali




1 Write your own email about your favourite sport.

- Greeting
- What do you play
- What you can do
- What you don't play
- Ask a question
- Say goodbye
- Write your name


Insert a picture of your favourite sport

Handwriting practice lines consisting of multiple sets of solid top and bottom lines with a dashed midline.

 25 words	 30 words	 35 words
--	--	---

<input type="checkbox"/> Start with a capital letter <b>ABCD</b>	<input type="checkbox"/> Use finger spaces 	<input type="checkbox"/> End with a punctuation mark <b>?!</b>	<input type="checkbox"/> Write on the lines neatly <b>handwriting</b>
---	---	---	--

Notes:



1 Look, read and circle the correct answer.



1. doctor
2. taxi driver



1. farmer
2. football player



1. teacher
2. builder

2 Read fill in the gap with the correct verb.

1. Builders build houses.

score

2. Doctors help sick people.

help

3. Farmers grow plants.

build

4. Taxi drivers drive a taxi.

drive

5. Football players score goals.

grow

3 Look at the picture and write complete sentences for each.



My dad is a doctor.



My grandpa



Challenge question:

What job do you want to do in the future? why?



Start with a capital letter

ABCD



Use finger spaces



End with a punctuation mark



Write on the lines neatly

handwriting

1 Fill in the gaps with the correct answer.

1. The player \_\_\_\_\_ plays \_\_\_\_\_ basketball.



2. He \_\_\_\_\_ doesn't play \_\_\_\_\_ football.

1. The girl \_\_\_\_\_ car.



2. She \_\_\_\_\_ bus.

2 Reorder the sentences.

1. teaches - English - . - mother - My

2. doesn't - science - She - teach - .

3 Look at the pictures and write complete sentences for each.



help animals ✓  
help people ✗

1. My brother helps animals.

2. He doesn't



eat apples ✓  
eat bananas ✗

3.

4.



Start with a  
capital letter

ABCD



Use finger  
spaces



End with a  
punctuation mark



Write on the lines neatly

handwriting

1 Read the questions and write the answers.

1. Does a student use a pencil?



Yes, he does.



Yes, she does.




2. Does a farmer use a whiteboard?



\_\_\_\_\_



\_\_\_\_\_



3. Does a doctor drive a taxi?



\_\_\_\_\_



\_\_\_\_\_




4. Does a football player score goals?



\_\_\_\_\_



\_\_\_\_\_



Start with a  
capital letter

ABCD



Use finger  
spaces



End with a  
punctuation mark



Write on the lines neatly

handwriting




1 Fill in the gaps with the correct word

This is my (1) mum. My mum is a (2)  
 ----- . She works in a (3) ----- .  
 She teaches (4) ----- . She doesn't (5)  
 ----- maths. I think she (6) -----  
 her job.



teach



school



English



teacher



likes



mum





1

Write your own paragraph about the job of one of your family members.

- What their job is
- Works inside / outside
- What they do
- What they don't do
- Do they like their job

Handwriting practice lines with a large watermark in the background that reads 'Almanah.com' and '2025 2024'.



25 words



30 words



35 words

Start with a  
capital letter

ABCD

Use finger  
spaces





End with a  
punctuation mark





Write on the lines neatly

handwriting

Notes:



1 Look, read and circle the correct answer.



1. have a bath
2. have dinner




1. have lunch
2. go to bed




1. do homework
2. have breakfast


2 Read fill in the gap with the correct verb.

1. I \_\_\_\_\_ in the morning. 

have  
dinner

2. I \_\_\_\_\_ in the afternoon. 

have  
lunch

3. I \_\_\_\_\_ in the evening. 

have  
breakfast

3 Look at the picture and write complete sentences for each.



I have a bath in the bathroom.



Start with a  
capital letter

ABCD



Use finger  
spaces



End with a  
punctuation mark

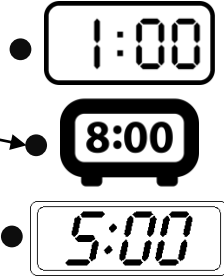


Write on the lines neatly

handwriting

## 1 Read and match

- It's eight o'clock in the morning.
- It's five o'clock in the evening.
- It's two o'clock in the afternoon.



## 2 Reorder the sentences.

- nine - in - . - morning - the - It's

It's nine o'clock in the morning.

- It's - evening - in - six - the - .

## 3 Look at the pictures and write complete sentences for each.



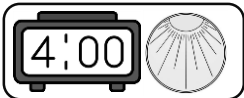
1. It's ten o'clock in the morning



2.



3.



4.



5.



2 sentences



3-4 sentences



5 sentences



Start with a capital letter

ABCD



Use finger spaces



End with a punctuation mark



Write on the lines neatly

handwriting

1

Trace, complete and write questions and answers about daily routine.

5:00



1. What time do you get up?

I get up at five o'clock

6:00



2. What time do you have a shower?

I have a shower at

7:00



3. What time

4:00



4.

8:00



5.



2 sentences



3-4 sentences



5 sentences



Start with a  
capital letter

ABCD



Use finger  
spaces



End with a  
punctuation mark



Write on the lines neatly

handwriting



1

Draw or stick a picture of your daily routine. Then, write sentences using what we learned to describe each picture.


Handwriting practice lines with a large watermark in the background that reads 'Almanahj.com | 2025 2024'.

Start with a capital letter

ABCD

Use finger spaces



End with a punctuation mark



Write on the lines neatly

handwriting



1 Fill in the gaps with the correct word

I get up at (1) six on a school day. I have (2) \_\_\_\_\_ and get dressed. I go to (3) \_\_\_\_\_ at eight o'clock. In the afternoon, I do my (4) \_\_\_\_\_ or watch (5) \_\_\_\_\_. I have dinner at seven o'clock in the evening. I go to (6) \_\_\_\_\_ at nine o'clock.



homework



school



breakfast



bed



TV



six





1 Write your own paragraph about your daily routine.

- What time do you get up on a school day
- What do you do after getting up (have breakfast - get dressed)
- When do you go to school
- What do you do in the afternoon
- What do you do in the evening
- When do you go to bed

Handwriting practice lines consisting of multiple sets of three horizontal lines (top, middle, bottom) for writing a paragraph.



25 words



30 words



35 words

Start with a  
capital letter

ABCD

Use finger  
spaces

End with a  
punctuation mark




Write on the lines neatly

handwriting

Notes:

