

تم تحميل هذا الملف من موقع المناهج البحرينية



الملف مذكرة اللغة الإنجليزية

موقع المناهج < < < [الصف الثاني](#) < < [لغة انجليزية](#) < < [الفصل الأول](#)

almanahj.com/bh

روابط مواقع التواصل الاجتماعي بحسب الصف الثاني



روابط مواد الصف الثاني على تلغرام

[الرياضيات](#)

[اللغة الانجليزية](#)

[اللغة العربية](#)

[التربية الاسلامية](#)

المزيد من الملفات بحسب الصف الثاني والمادة لغة انجليزية في الفصل الأول

[تدريبات متنوعة وأنشطة تحفيزية نموذج 1](#)

1

[تدريبات متنوعة وأنشطة تحفيزية نموذج 2](#)

2

[قصة إثرائية \(Rat the Zac \)](#)

3

[قصة إثرائية \(Hen the Peg \)](#)

4

[قصة إثرائية](#)

5



Hassan Bin Thabit Primary Boys School

Let's learn English

موقع
المنهج البحرينية
almanahj.com/bh

**The booklet follows the national exam standards and
copes with the 21st century skills .**

Name:

.....


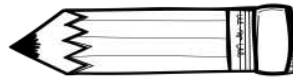
Class: 2 /

Teacher's Name:
Ms.Kaltham AL-Hadi



School Principal: Mrs. Fatima A.Rahman Senior Teacher: Mrs.Hessa Alraees Done by: Grade 2 teachers

English
Notebook



My name is

I'm in class 2/






I'm _____ years old.





Agreement

I promise to be a good student, learn English and follow these rules:

<p>Listen to my teacher.</p>	
<p>Be quiet.</p>	
<p>Speak in English.</p>	
<p>Respect my friends.</p>	
<p>Keep the class clean and tidy.</p>	

Name: _____

Date: September / 2021

My goals in English:

- _____ To be a good reader in English.
- _____ To be a good writer in English.
- _____ To be fluent in English.

Student's signature:

Teacher's signature:

Revision



Subject pronouns

I
They
We
You

He

She (Verb+ S)

It

Singular Name:
(Ali-Fatima.....)

Verbs

write	read
listen	spell
say	repeat
point	sing
look	see
colour	choose
put on	copy
open	close
eat	drink
swim	jump
help	draw
match	sleep
wash	find
fly	play
walk	clean
ask	go
answer	come
cut	like
am	is/are
have	do
go	like

Question words

What
Where
why
How
How old
How many
Is.....?
Are.....?
Have.....?
Do.....?
Did.....?
Can.....?

Articles

a
an (o-a-e-i-u)
the

Starter:

موقع
المنهج الحرينية
almanahj.com/b

Hello!



Revision

Aims: To remember alphabets and numbers.

Hello *superheroes*, let's start our first activity.


- 1- Trace the following alphabets and numbers.
- 2- Scan the QR and watch the videos.
- 3- Don't forget to memorize them.



alphabet



numbers



Date: -----/-----/-----

Starter - Levelled Activity

A- Choose and write:

Billy - Rosy - Miss Jones - Tim

Aims: To write characters' names and colour words.
To reorder the days of the week.

1



2



3




4




4

A- Trace and colour:


6


1  red

2  yellow

3  blue

4  orange

5  pink

6  green

C- Put the days of the week in the correct order:

6

○ Friday ○ Tuesday ○ 1 Sunday ○ Wednesday ○ Monday

○ Saturday ○ Thursday

I'm proud of you because of:	<input type="checkbox"/> Your correct answers.	<input type="checkbox"/> Using correct (.//?/!).
<input type="checkbox"/> Your good handwriting.	<input type="checkbox"/> Your correct spelling.	<input type="checkbox"/> Writing the date.
Good and it's time to:	<input type="checkbox"/> Correct spelling mistakes.	<input type="checkbox"/> Correct mistakes.
<input type="checkbox"/> Use (.//?/!).	<input type="checkbox"/> Use capital letters.	<input type="checkbox"/> Complete missing work.
<input type="checkbox"/> Write neatly/on lines.	<input type="checkbox"/> Keep finger space between words.	
<input type="checkbox"/> Write the date.		

Unit 1:

موقع
المنهج البحرينية
almanahj.com/bh

It's a pen!



Scan and watch



Reading is fun - Unit 1








Aims: To read words and sentence correctly.



Superheroes, practice reading these words and sentences to fly with me to the sky of knowledge.



Picture	Word (A)	Sentence (B)
	pen	It's a <u>pen</u> .
	pencil	It's a <u>pencil</u> .
	rubber	It's a <u>rubber</u> .
	book	It's a <u>book</u> .
	ruler	It's a <u>ruler</u> .

Reading	Loud voice	No mistakes	Total
(A)	☆	☆	☆☆
(B)	☆	☆	☆☆



ABCDEF
GHIJKL
MNOPQR
STUVWX
YZ 1234
567890

Unit 1 -handwriting activity

5

Copy the following:

Date: _____ / _____ / 2021

Aims: To write on four lines correctly.

1
2
3
4
pen pencil ruler bag

1
2
3
4

1
2
3
4
What's this?

المناهج البحرينية
almanahj.com/bh

1
2
3
4

1
2
3
4
It's a rubber.

1
2
3
4

1
2
3
4
It's a book.

1
2
3
4

I'm proud of you because of:

Your good handwriting.

Your correct answers.

Your correct spelling.

Using correct (./,/?/!).

Writing the date.

Good and it's time to:

Use (./,/?/!).

Write neatly/on lines.

Write the date.

Correct spelling mistakes.

Use capital letters.

Keep finger space between words.

Correct mistakes.

Complete missing work.

Date: -----/-----/-----

Unit 1 - Levelled Activity

A- Choose and write:

Aims: To write correct words and sentences about school things.

pencil - rubber - pen

1



rubber

2



3



2

B- Order the words to make correct sentences:

1- It's - rubber. - a
It's a rubber.

2

2- ruler. - a - It's

3- a - It's - pencil.

1

C- Look and write a sentence:



Be creative and write another sentence about the picture:



+1

I'm proud of you because of:

Your good handwriting. Your correct answers. Using correct (.//?/!).

Write neatly/on lines. Your correct spelling. Writing the date.

Write the date. Correct spelling mistakes. Correct mistakes.


Keep finger space between words. Use capital letters. Complete missing work.

T.

Unit 2:

This is my nose!

منهج البحرين
almanahj.com/bh



Scan and watch





Reading is fun - Unit 2

Aims: To read words and sentences correctly

Superheroes, practice reading these words and sentences to fly with me to the sky of knowledge.



Picture	Word (A)	Sentence (B)
	face	<u>This is</u> my face.
	nose	<u>This is</u> my nose.
	hair	<u>This is</u> my hair.
	ears	<u>These are</u> my ears.
	arms	<u>These are</u> my arms.
	legs	<u>These are</u> my legs.

Reading	Loud voice	No mistakes	Total
(A)	☆	☆	☆☆
(B)	☆	☆	☆☆



ABCDEF
GHIJKL
MNOPQR
STUVWX
YZ 1234
567890

Unit 2 -handwriting activity

5

Copy the following: Date: _____ / _____ / 2021

Aims: To write on four lines correctly.

1
2
3
4

arms nose legs ears

1
2
3
4

Blank handwriting lines for practice.

1
2
3
4

This is my face.

المناهج البحرينية
almanahj.com/bh

1
2
3
4

Blank handwriting lines for practice.

1
2
3
4

These are my eyes.

1
2
3
4

Blank handwriting lines for practice.

1
2
3
4

These are my hands.

1
2
3
4

Blank handwriting lines for practice.

I'm proud of you because of:

Your good handwriting.

Your correct answers.

Your correct spelling.

Using correct (.//?/!).

Writing the date.

Good and it's time to:

Use (.//?/!).

Correct spelling mistakes.

Correct mistakes.

Write neatly/on lines.

Use capital letters.

Complete missing work.

Write the date.

Keep finger space between words.

Date: -----/-----/-----

Unit 2 - Levelled Activity

A- Choose and write:

Aims: To write correct words and sentences about body parts.

nose - legs - face

1



face

2



3



2

B- Order the words to make correct sentences:

موقع
للإنجاز اليومية
almanahj.com/bh

1- my - This - nose. - is
This is my nose.

2

2- is - face. - This - my

3- arms. - These - my - are

2

C- Look and write two sentences:

1- _____



2- _____



I'm proud of you because of:

Your good handwriting.

Your correct answers.

Your correct spelling.

Using correct (.//?/!).

Writing the date.

Good and it's time to:

Use (.//?/!).

Correct spelling mistakes.

Correct mistakes.

Write neatly/on lines.

Use capital letters.

Complete missing work.

Write the date.

Keep finger space between words.

T.

Date: -----/-----/-----

Unit 2 - Reading Activity

3

- Read the text then circle the correct answer:

Aim: To read for specific information.

Hello, I'm Ali. I'm 8 years old. I'm from Bahrain. This is my face, this is my small nose and this is my short black hair. These are my big black eyes and these are my small ears. I like my body.



موقع
المنهج البحرينية
almanahj.com/bh

0- Ali is.....years old.

A) 3

B) 8

C) 7

1- Ali has got nose.

A) short

B) big

C) small

2- Ali has got big black

A) eyes

B) ears

C) hair

3- Ali likes his

A) nose

B) eyes

C) body

Your answers are:



Excellent



Good



developing

I'm proud of you because of:

Your good handwriting.

Your correct answers.

Your correct spelling.

Using correct (.//?/!).

Writing the date.

Good and it's time to:

Use (.//?/!).

Correct spelling mistakes.

Correct mistakes.

Write neatly/on lines.

Use capital letters.

Complete missing work.

Write the date.

Keep finger space between words.

Unit 3:


المناهج البحرينية
almanahj.com/bh

Are these his trousers?



Scan and watch





Reading is fun - Unit 2

Aims: To read words and sentences correctly

Superheroes, practice reading these words and sentences to fly with me to the sky of knowledge.



Picture	Word (A)	Sentence (B)
	face	<u>This is</u> my face.
	nose	<u>This is</u> my nose.
	hair	<u>This is</u> my hair.
	ears	<u>These are</u> my ears.
	arms	<u>These are</u> my arms.
	legs	<u>These are</u> my legs.

Reading	Loud voice	No mistakes	Total
(A)	☆	☆	☆☆
(B)	☆	☆	☆☆



ABCDEF
GHIJKL
MNOPQR
STUVWX
YZ 1234
567890

Unit 3 -handwriting activity

5

Copy the

Date: _____ / _____ / 2021

Aims: To write on four lines correctly.

1
2
3
4
socks T-shirt trousers

1
2
3
4

1
2
3
4
موقع
المناهج البحرينية
almanahj.com/bh

1
2
3
4
This is her dress.

1
2
3
4

1
2
3
4

1
2
3
4
These are his shorts.

1
2
3
4

I'm proud of you because of:

Your good handwriting.

Your correct answers.

Your correct spelling.

Using correct (.//?/!).

Writing the date.

Good and it's time to:

Use (.//?/!).

Write neatly/on lines.

Write the date.

Correct spelling mistakes.

Use capital letters.

Keep finger space between words.

Correct mistakes.

Complete missing work.

Date: -----/-----/-----

Unit 3 - Guided writing

Aim: To write a short paragraph about people.



Hello *superheroes*, are you ready to write a short paragraph?

Follow the following steps to write about a person:

- 1- Write your **name** and **age**.
- 2- Write the **name of the person**.
- 3- Use **This is** and **These are**.
- 4- Use **capital letter**, leave **space** and end with **full stop**.

مودة
 Hello! My name's Hamad. I'm seven. This is my friend Omar.
almanahj.com/bh
This is his T-shirt. These are his white trousers. These are his black shoes. I like him.



Omar



Dana

Hi! My name's Sara. I'm nine. This is my sister Dana. This is her jumper. This is These are white I like her.

Hello! My name's I'm This is my brother This is These are white These are I like him.



Yousif

I'm proud of you because of:

Your good handwriting.

Your correct answers.

Your correct spelling.

Using correct (.//?/!).

Writing the date.

Good and it's time to:

Use (.//?/!).

Write neatly/on lines.

Write the date.

Correct spelling mistakes.

Use capital letters.

Keep finger space between words.

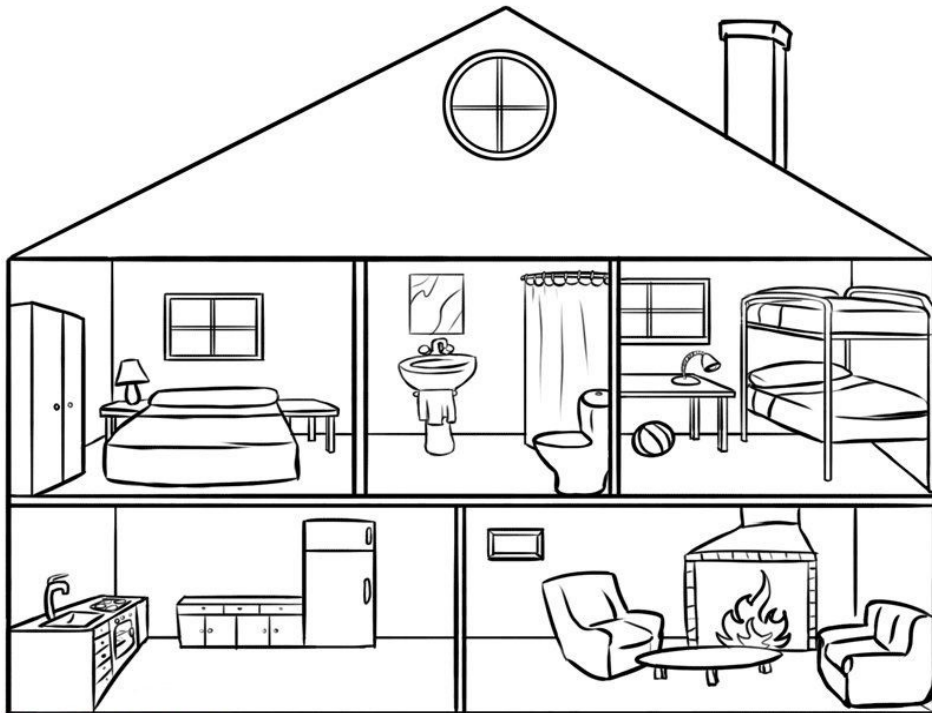
Correct mistakes.

Complete missing work.

Unit 4:

Where's Grandma?

amanahj.com/bn



Scan and watch





Superheroes, practice reading these words and sentences to fly with me to the sky of knowledge.



Picture	Word (A)	Sentence (B)
	kitchen	<u>She's</u> in the kitchen.
	living room	<u>They're</u> in the living room.
	dining room	<u>He's</u> in the dining room.
	bedroom	<u>She's</u> in the bedroom.
	bathroom	<u>He's</u> in the bathroom.
	garden	<u>They're</u> in the garden.

Paragraph (C)

This is my house. My mum **cooks** in the kitchen. We **eat** in the dining room. My dad **is** in the living room. I **sleep** in my bedroom. It's big and it has a balcony. My house is great.

Reading	Loud voice	No mistakes	Total
(A)	☆	☆	☆☆
(B)	☆	☆	☆☆
(C)	☆	☆	☆☆



ABCDEF
 GHIJKL
 MNOPQR
 STUVWX
 YZ 1234
 567890

Unit 4 -handwriting activity

5

Copy the

Date: _____ / _____ / 2021

Aims: To write on four lines correctly.

1 kitchen bathroom garden
 2
 3
 4

1
 2
 3
 4

1
 2
 3
 4

موقع
 المنهج البحرينية
 almanahj.com/bh

1 He's in the bedroom.
 2
 3
 4

1
 2
 3
 4

1
 2
 3
 4

1 She's in the dining room.
 2
 3
 4

1
 2
 3
 4

I'm proud of you because of:

Your good handwriting.
 Your correct answers.
 Using correct (.//?/!).
 Your correct spelling.
 Writing the date.

Good and it's time to:

Use (.//?/!).
 Correct spelling mistakes.
 Correct mistakes.
 Write neatly/on lines.
 Use capital letters.
 Complete missing work.
 Write the date.
 Keep finger space between words.

Date: -----/-----/-----

Unit 4 - Levelled Activity

A- Look and circle:

Aims: To write correct words and sentences about parts of the house.

front door - upstairs - house

1



upstairs

2



3



2

B- Order the words to make correct sentences:

1- in - They're - the - dining room.

3

2- He's - bedroom. - the - in

3- kitchen. - the - in - She's

C- Look and write a sentence:



1

I'm proud of you because of:

Your good handwriting.

Your correct answers.

Using correct (.//?/!).

Your correct spelling.

Writing the date.

Good and it's time to:

Use (.//?/!).

Correct spelling mistakes.

Correct mistakes.

Write neatly/on lines.

Use capital letters.

Complete missing work.

Write the date.

Keep finger space between words.

T.

Date: -----/-----/-----

Unit 4 - Reading Activity

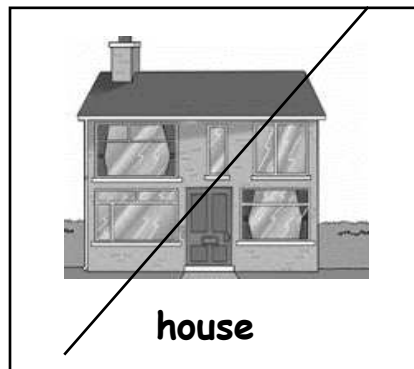
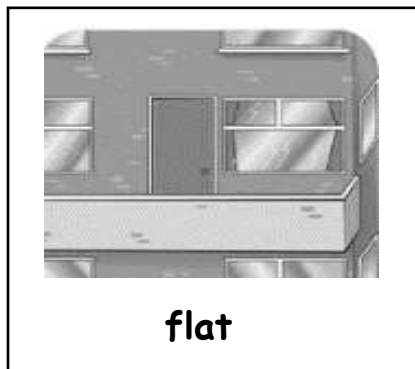


Aim: To read for specific information.

3

- Read then choose the correct answer to complete the paragraph:

My name is Ahmed. I live in a big _____ house _____ (1) with my family. There are three bedrooms. We eat in the _____ (2). We watch T.V in the _____ (3). I play with my brothers in the _____ (4).

موقع
المنهج البحرينية
almanahj.com/bh



I'm proud of you because of:

Your good handwriting.

Your correct answers.

Your correct spelling.

Using correct (.//?/!).

Writing the date.

Good and it's time to:

Use (.//?/!).

Write neatly/on lines.

Write the date.

Correct spelling mistakes.

Use capital letters.

Keep finger space between words.

Correct mistakes.

Complete missing work.