

تم تحميل هذا الملف من موقع المناهج البحرينية



\*للحصول على أوراق عمل لجميع الصفوف وجميع المواد اضغط هنا

<https://almanahj.com/bh>

\* للحصول على أوراق عمل لجميع مواد الصف الثاني اضغط هنا

<https://almanahj.com/bh/2>

\* للحصول على جميع أوراق الصف الثاني في مادة لغة انجليزية ولجميع الفصول, اضغط هنا

<https://almanahj.com/bh/2english>

\* للحصول على أوراق عمل لجميع مواد الصف الثاني في مادة لغة انجليزية الخاصة بـ الفصل الأول اضغط هنا

<https://almanahj.com/bh/2english1>


\* لتحميل كتب جميع المواد في جميع الفصول للـ الصف الثاني اضغط هنا

<https://almanahj.com/bh/grade2>


[almanahjbhbot/me.t//:https](https://t.me/almanahjbhbot)

للتحدث إلى بوت على تلغرام: اضغط هنا

# Zac the Rat



☞ Complete each word to rhyme with **ran**, then say the word.  
Hint: Use the picture clues to help.

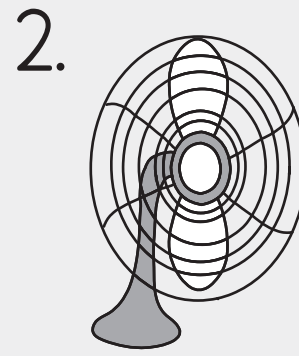


\_\_\_\_\_

\_\_\_\_\_

\_\_\_\_\_

\_\_\_\_\_

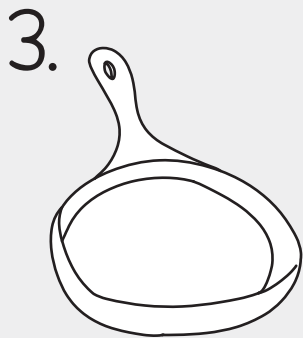


\_\_\_\_\_

\_\_\_\_\_

\_\_\_\_\_

\_\_\_\_\_



\_\_\_\_\_

\_\_\_\_\_

\_\_\_\_\_

\_\_\_\_\_



\_\_\_\_\_

\_\_\_\_\_

\_\_\_\_\_

\_\_\_\_\_

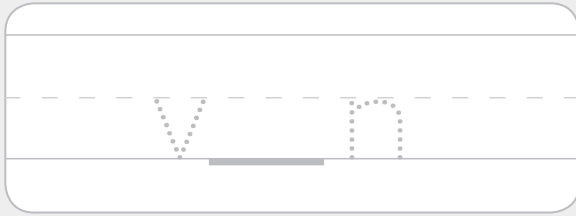
Name \_\_\_\_\_

short a → cat

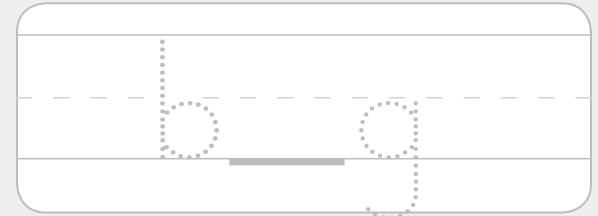


Write the missing short vowel in each word, then say the word.

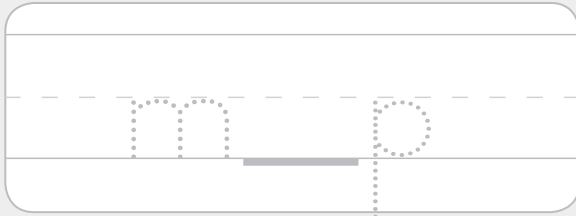
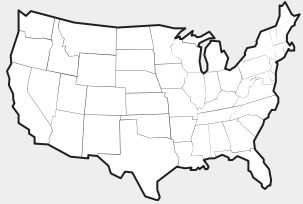
1.



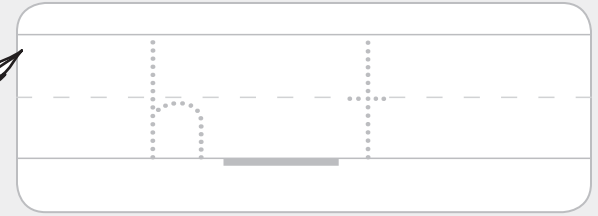
2.



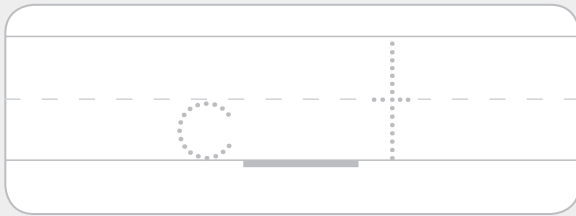
3.



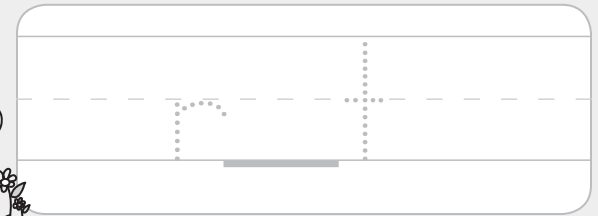

4.



5.



6.



**★ BRAINWORK!** Circle the words that rhyme.

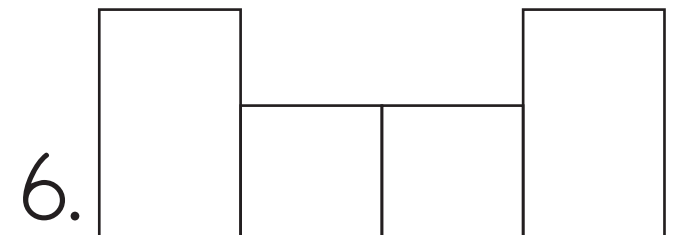

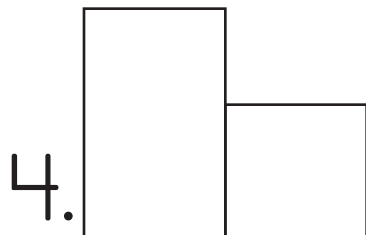


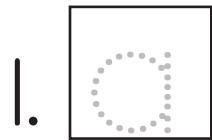
2



Name \_\_\_\_\_

 Write these words in the correct shapes, then say the words.

to the a and is look

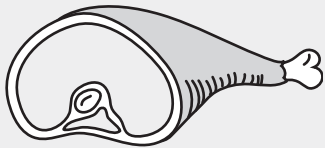



man hand bat ants pants ham

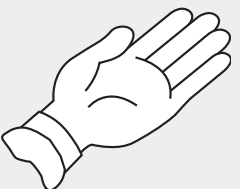


Read the words in the Word Bank.


Write the missing letter in each word, then say the word.

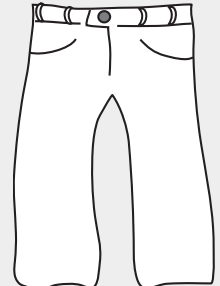
1. 

2. 


3. 

4. 

5. 

6. 

Name \_\_\_\_\_

 Circle the word that best completes the sentence,  
then write the word in the blank.

1. The rat is

had  
sat  
sad



2. Zac sat on a

mat  
pat  
fat



3. The

naps.

can  
cat  
hat



4. The

ran to the jam.

ants  
an  
pants




Name \_\_\_\_\_

short a

cat



Circle the things that have the **short a** sound, then write about the picture. Use the Word Bank to help you.



Word Bank

bat

jam


rat

hat


bag

ants

# Peg the Hen




☞ Complete each word to rhyme with **hen**, then say the word.  
Hint: Use the picture clues to help.



hen



\_\_en



\_\_en




\_\_en




Name \_\_\_\_\_


☞ Complete each word to rhyme with **fall**, then say the word.  
Hint: Use the picture clues to help.



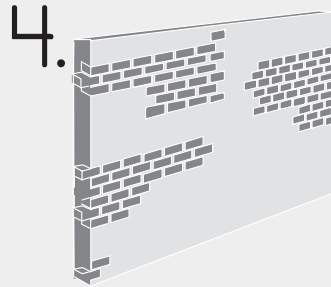
fall



+



b



w

★ **BRAINWORK!**

Write a different word  
that rhymes with **fall**.

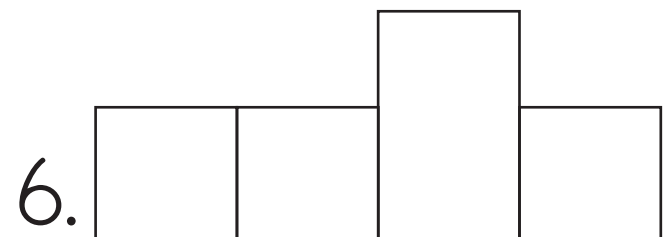
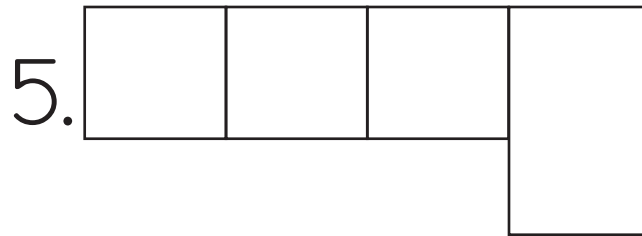
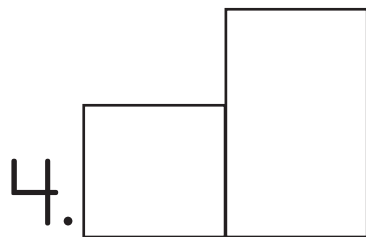

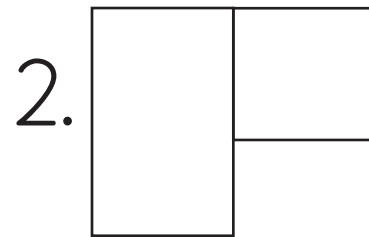
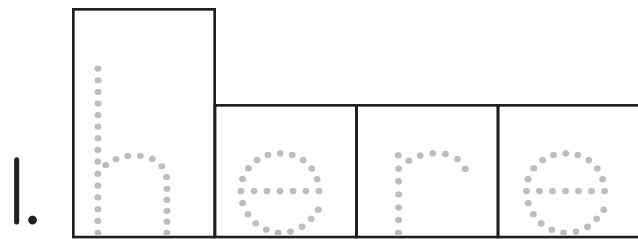
Draw a picture to match the word.

sm

Name \_\_\_\_\_

 Write these words in the correct shapes, then say the words.

here go in of into away




Name \_\_\_\_\_

short e → ten 10



Write the missing short vowel in each word, then say the word.

1.



h \_ n

2.



j \_ t

3.

10

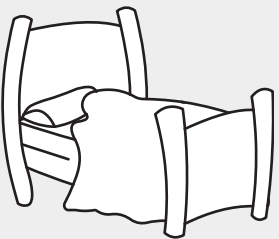
t \_ n

4.



b \_ ll

5.



b \_ d

6.



t \_ nt

**★ BRAINWORK!** Circle the words that rhyme.

Name \_\_\_\_\_



Circle the word that best completes the sentence,  
then write the word in the blank.

1. The hen has

begs  
wags  
eggs



2. She is in a

jet  
pet  
let



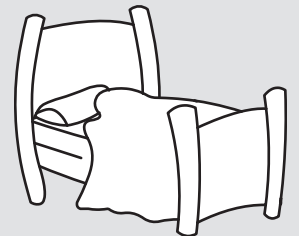
3. She gets

was  
wet  
net



4. Ten pets get on the

red  
bed  
bat




Name \_\_\_\_\_

short e

ten 10




Circle the things that have the **short e** sound, then write about the picture. Use the Word Bank to help you.



Word Bank


men    hen    jet    bed    web    bell

# The Big Hit




👉 Complete each word to rhyme with **big**, then say the word.  
Hint: Use the picture clues to help.

1.



big

2.



ig

3.



ig

4.



ig



lick



ring



king



sick



sing



kick



In the blanks below, write the words that end with **ick**, then say the words.

Blank writing line with a dashed midline for handwriting practice.

Blank writing line with a dashed midline for handwriting practice.

Blank writing line with a dashed midline for handwriting practice.



In the blanks below, write the words that end with **ing**, then say the words.

Blank writing line with a dashed midline for handwriting practice.



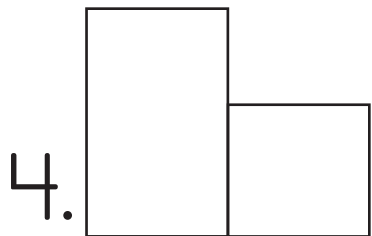
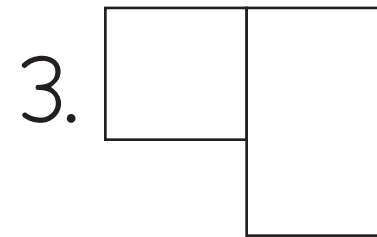
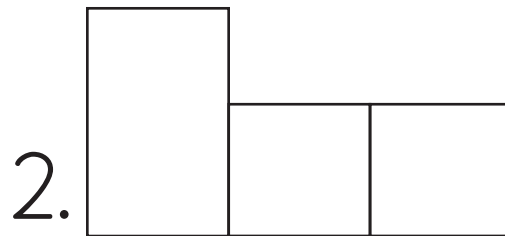
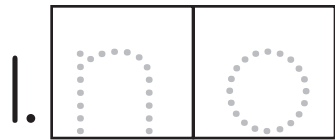
Blank writing line with a dashed midline for handwriting practice.

Blank writing line with a dashed midline for handwriting practice.

Name \_\_\_\_\_

 Write these words in the correct shapes, then say the words.

up      has      give      no      he      not





Name \_\_\_\_\_

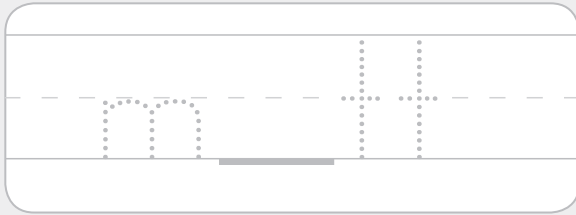
short i

pig

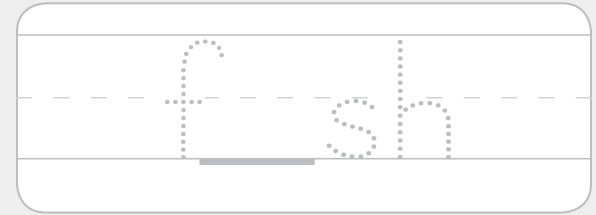



Write the missing short vowel in each word,  
then say the word.

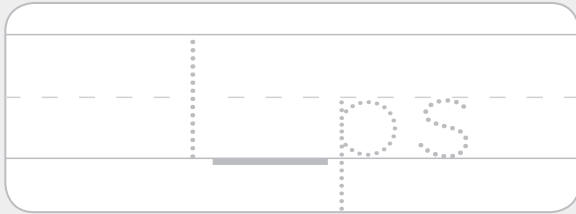
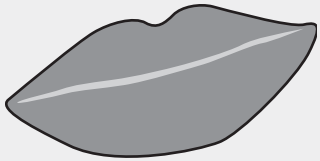
1.



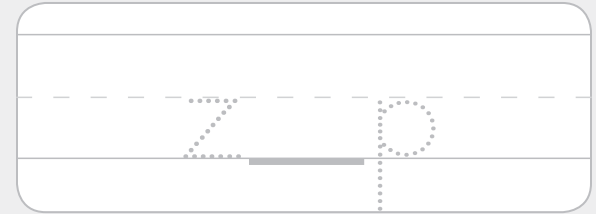
2.



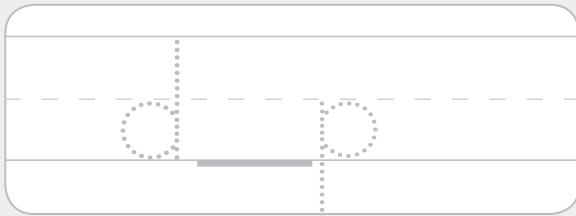
3.



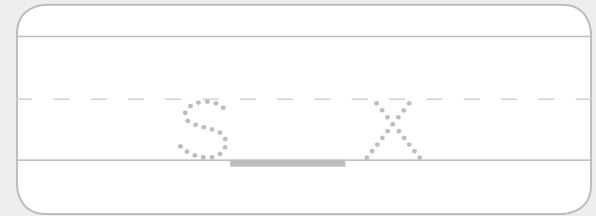
4.



5.




6.



**★ BRAINWORK!** Circle the words that rhyme.

Name \_\_\_\_\_

 Circle the word that best completes the sentence,  
then write the word in the blank.

1. She has a pet


fit  
fish  
wish



2. The

has a bell.


pig  
big  
peg



3. He


the ball.

hats  
fits  
hits



4. His hat is

big  
bag  
dig



Name \_\_\_\_\_

1. A sentence tells a complete thought.
2. All sentences start with a capital letter.
3. Telling sentences end with a period.


The cat naps.



 Trace each sentence, then fill in the boxes correctly.

1. The pig has a hat.

The pig has a hat



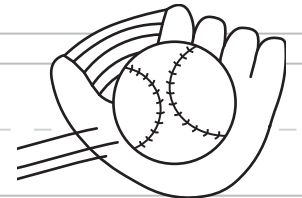
2. She has a pet fish.

She has a pet fish




3. The ball hits the mitt.

The ball hits the mitt

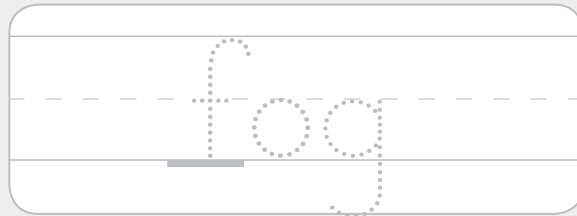


# Mox's Shop




☞ Complete each word to rhyme with **fog**, then say the word.  
Hint: Use the picture clues to help.


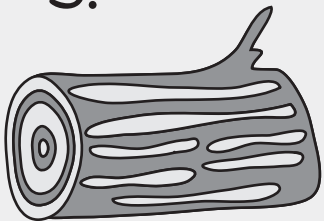
1.




2.



3.



4.





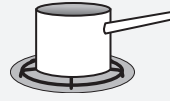
hot



mop



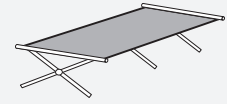
top



pot



hop



cot



In the blanks below, write the words that end with **ot**, then say the words.

Blank writing line with a dashed midline for handwriting practice.

Blank writing line with a dashed midline for handwriting practice.

Blank writing line with a dashed midline for handwriting practice.



In the blanks below, write the words that end with **op**, then say the words.

Blank writing line with a dashed midline for handwriting practice.

Blank writing line with a dashed midline for handwriting practice.

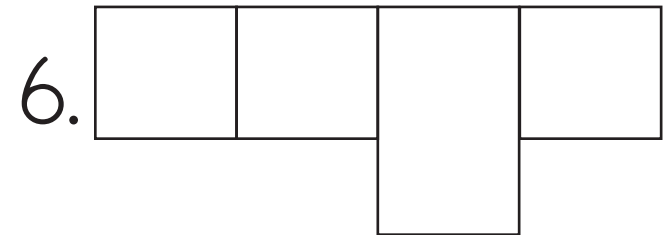
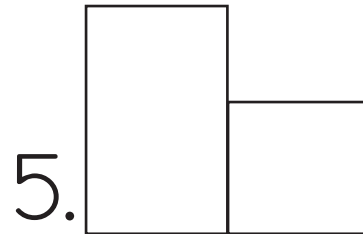
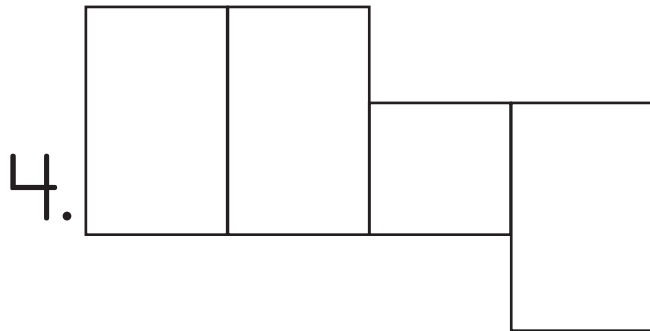
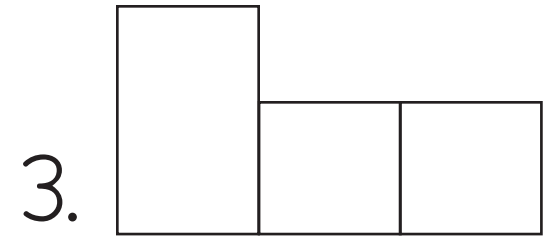

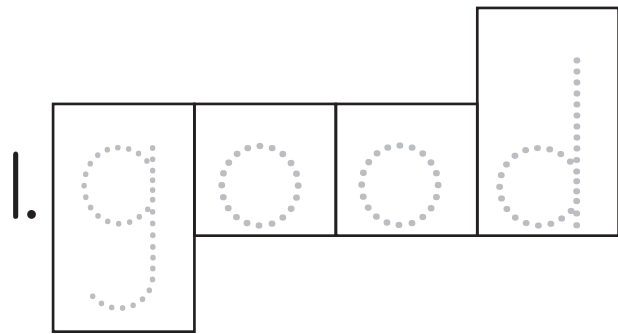
Blank writing line with a dashed midline for handwriting practice.



Name \_\_\_\_\_

 Write these words in the correct shapes, then say the words.

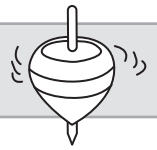
says      they      good      we      too      do



Name \_\_\_\_\_

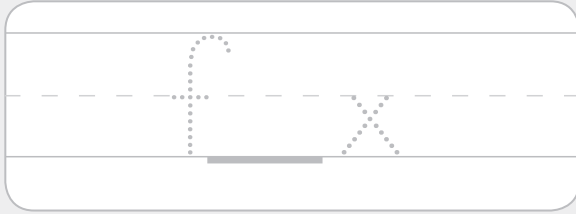
short o

top

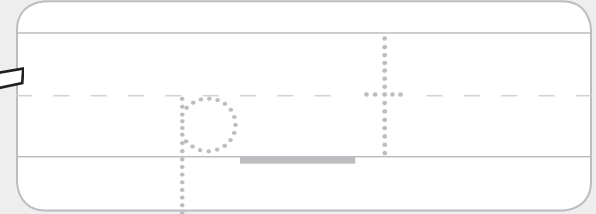



Write the missing short vowel in each word, then say the word.


1.



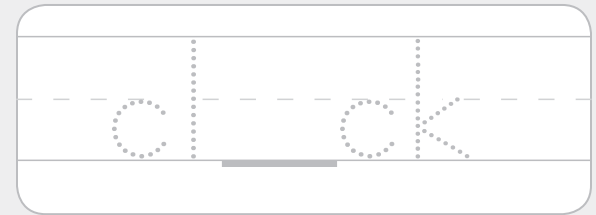

2.




3.




4.



5.




6.



**★ BRAINWORK!** Circle the words that rhyme.



Name \_\_\_\_\_

 Circle the word that best completes the sentence,  
then write the word in the blank.

1. He drops the


bet  
fox  
box



2. The

is hot.

got  
pot  
pat




3. The fox has a

lock  
lick  
lot



4. The frog

hops  
hot  
hats







On the numbered lines, write the words from the Word Bank in ABC order. Use the alphabet above to help you.

**Word Bank**


fox      got  
hot      box  
dog      cot

1. \_\_\_\_\_  
2. \_\_\_\_\_  
3. \_\_\_\_\_  
4. \_\_\_\_\_  
5. \_\_\_\_\_  
6. \_\_\_\_\_

**★ BRAINWORK!** Write two or more words from the Word Bank that rhyme.



# Gus the Duck




➔ Complete each word to rhyme with **rub**, then say the word.  
Hint: Use the picture clues to help.




rub



ub



ub



ub



bat



dog



bed



dig



ball



duck



In the blanks below, write the words that begin with **b**, then say the words.

Handwriting practice box with a dotted lowercase letter 'b' on a three-line grid.

Handwriting practice box with a dotted lowercase letter 'b' on a three-line grid.

Handwriting practice box with a dotted lowercase letter 'b' on a three-line grid.



In the blanks below, write the words that begin with **d**, then say the words.

Handwriting practice box with a dotted lowercase letter 'd' on a three-line grid.

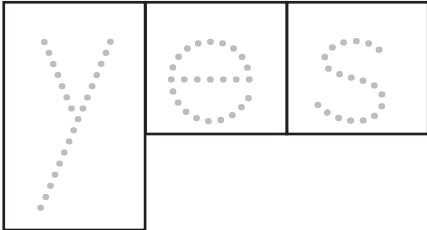
Handwriting practice box with a dotted lowercase letter 'd' on a three-line grid.

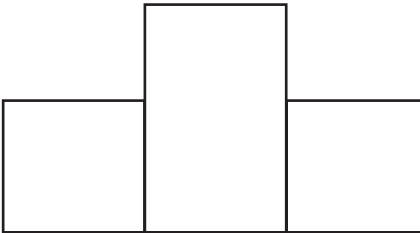
Handwriting practice box with a dotted lowercase letter 'd' on a three-line grid.

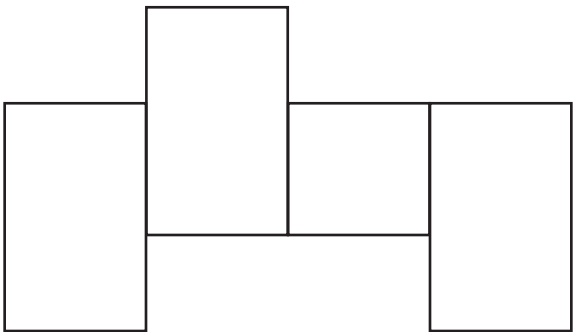
Name \_\_\_\_\_


 Write these words in the correct shapes, then say the words.

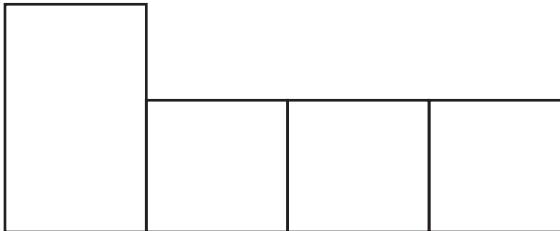
this    yes    play    she    my    have


1. 

2. 

3. 

4. 


5. 

6. 

Name \_\_\_\_\_


short u

sun



Write the missing short vowel in each word, then say the word.

1.



d \_ ck

2.




m \_ g

3.



dr \_ m

4.




j \_ mp

5.



m \_ d


6.



tr \_ ck

**★ BRAINWORK!** Circle the words that rhyme.

Name \_\_\_\_\_

 Circle the word that best completes the sentence, then write the word in the blank.


1. The cubs

.

hog

hug

rug



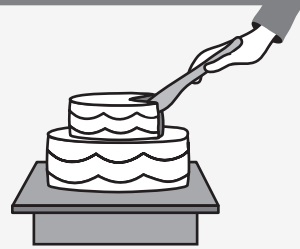
2. Mom

the cake.

cots

cuts

cats



3. The

picks us up.

bun

bet

bus



4. A

is in the tub.

luck

duck

dock





cat



dig



dog



doll



drum



hop



mud



run




sing




swim



swing



sun


 Write two sentences about what you like to do for fun.  
Use the Word Bank above to help you.

It is fun to

 **BRAINWORK!** Circle two words on this page that rhyme.



# Jake's Tale



☞ Circle the words that have the **long a** sound, then write each word in the blank to match the picture.

cat

rake


man

snake

whale


cake

1.



rake

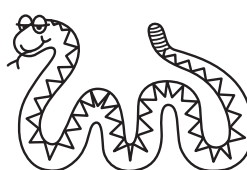
2.



3.




4.





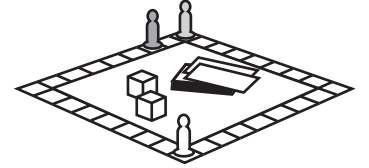
Name \_\_\_\_\_

 Circle the word that best completes the sentence,  
then write the word in the blank.

1. Who will win the

?


game  
gate  
same



2. Please turn the

.

cage  
pig  
page



3. Let's

hands.

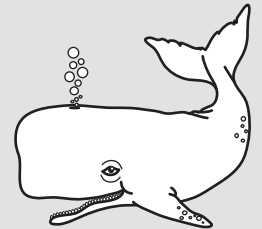
bake  
shake  
shade



4. A

is in the waves.


what  
whale  
sale



Name \_\_\_\_\_

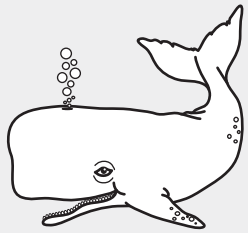
wh

whale



Use **wh** to complete each word to match the picture, then say the word.

1.



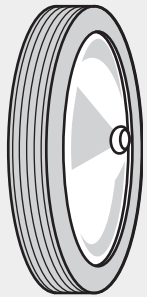
whale

2.




isper

3.



heel

4.



iskers

Write your own sentence using one of the **wh** words above.


Name \_\_\_\_\_

long a

cake



Look at the picture, then circle the things that have the **long a** sound.  
Use the Word Bank below to help you.



**Word Bank**

cane

cave

gate

lake

plane

race

rake

skate

snake

wave

Name \_\_\_\_\_



Make silly sentences! There's more than one correct answer.  
Hint: Use the Word Bank on page 34. Have fun!

1. The dog  ran to the  .

2. Let's paint  the  red.

3. The monster  sees a  .



### BRAINWORK!

Circle the number of your favorite silly sentence, then draw a picture to match the sentence.

Name \_\_\_\_\_



Circle the correct **question word** to begin each sentence, then write the word in the blank.



1.

is dinnertime ?

When

Why

2.

time is it ?

What

Who

3.

is honey so sweet ?

When

Why

4.

is that man ?


What

Who



If I see a double e,  
I say "e"!

# Pete's Sheep



☞ Circle the words that have the **long e** sound,  
then write each word in the blank to match the picture.

red

sleep

tree


feet

jet


bees



sleep




Name \_\_\_\_\_

 Circle the word that best completes the sentence, then write the word in the blank.

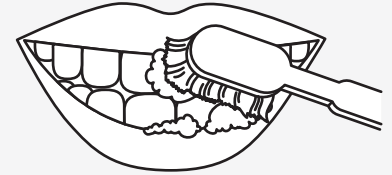
1. I see  bees.

tree  
three  
me




2. I brush my .

teeth  
feed  
tale




3. The  eat grass.

she  
keep  
sheep



4. Zac likes .

cheese  
cheek  
sees



Name \_\_\_\_\_

sh

shells




Use **sh** to complete each word to match the picture, then say the word.

1.




shells

2.




shark

3.



sheep

4.



ship



Write your own sentence using one of the **sh** words above.




Name \_\_\_\_\_



Complete each word to rhyme with **think**, then say the word.  
Hint: Use the picture clues to help.

1.




think

2.



ink

3.



ink

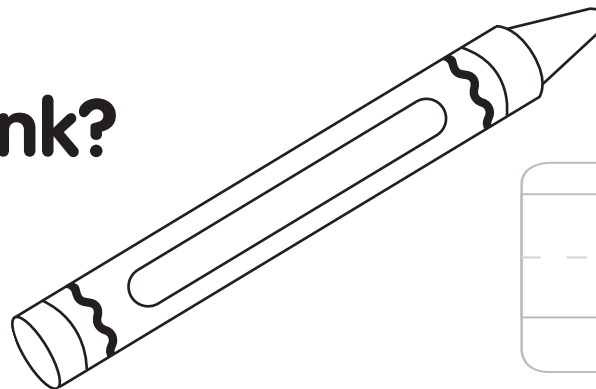
4.



ink

★ **BRAINWORK!**


What color rhymes with **think**?  
Color the crayon to match  
your answer.



ink

Name \_\_\_\_\_


Use **wh** or **sh** to complete each word to match the picture, then say the word.




\_\_\_\_\_ wheel \_\_\_\_\_



\_\_\_\_\_ shells \_\_\_\_\_




\_\_\_\_\_ eep \_\_\_\_\_



\_\_\_\_\_ whiskers \_\_\_\_\_



\_\_\_\_\_ ake \_\_\_\_\_



\_\_\_\_\_ istle \_\_\_\_\_

 **BRAINWORK!** Color the pictures that show animals.

Teacher Note: "Whistle" is a useful word when used to teach the digraph /wh/, even though it is not fully decodable.

**Quotation Marks** tell us the EXACT words a person is saying.

☞ "I can't sleep," says Pete.

What do you think Pete's mother will say to him?

Read each sentence below,  
then trace over the one you like.

Remember to add quotation marks  .



1.  Think of sheep,  says


Mother.

2.  Let's have pizza,  says

Mother.



# Sky Ride



☞ Circle the words that have the **long i** sound, then write each word in the blank to match the picture.

five


tin

slide


hive

smile


pin



slide



Name \_\_\_\_\_

 Circle the word that best completes the sentence,  
then write the word in the blank.

1. My dog is black and

white  
with  
bite



2. A

is in the sky.


kit  
write  
kite



3. I ride my

for miles.


big  
bike  
bake



4. I can


behind the box.

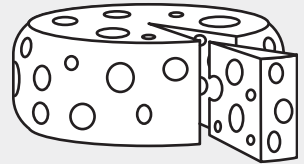
hide  
side  
hid





Name \_\_\_\_\_


**ch** → cheese 

 Use **ch** to complete each word to match the picture, then say the word.

1. 

2. 

3. 

4. 

 Write your own sentence using one of the **ch** words above.

\_\_\_\_\_

-----

\_\_\_\_\_

-----

\_\_\_\_\_

Name \_\_\_\_\_

 Write these words in the correct shapes, then say the words.

what      down      are      I      guess      where

1. 

a	r	e
---	---	---

      2. 

--	--	--	--

      3. 

--	--	--	--

4. 

--

      5. 

--	--	--	--	--

      6. 

--	--	--	--	--

Name \_\_\_\_\_



Complete each contraction by adding an apostrophe (').  
Write the new contraction in the blank.

1. do not → don't →


2. did not → didn't →

3. is not → isn't →

4. can not → can't →



Name \_\_\_\_\_

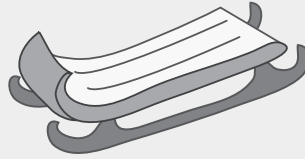
 Use **sl** to complete each word to match the picture, then say the word.

1.



slippers

2.



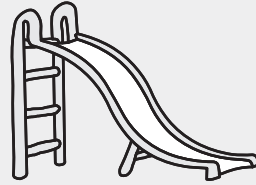
\_\_\_\_\_ed

3.



\_\_\_\_\_eeve

4.



\_\_\_\_\_ide

5.



\_\_\_\_\_ip

6.




\_\_\_\_\_eep

 **BRAINWORK!** Circle the words that have the **short i** sound.



# Robot and Mr. Mole



☞ Circle the words that have the **long O** sound, then write each word in the blank to match the picture.

home

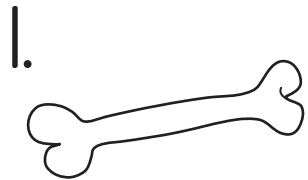
top

rope

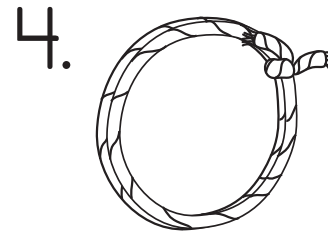

note

hot


bone



bone

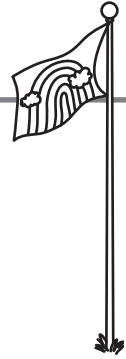


Name \_\_\_\_\_

 Circle the word that best completes the sentence,  
then write the word in the blank.

1. The flag is on the

pole  
roll  
pale



2. A

is in the hole.

made  
mile  
mole



3. She picked a red

goes  
rose  
rise



4. It's time to go



hop  
home  
cone







Name \_\_\_\_\_

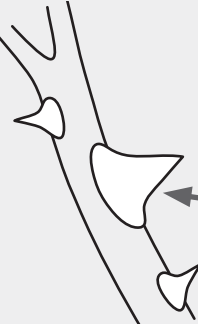

th three 3

Use **th** to complete each word to match the picture, then say the word.

1.  

2.  

3.  

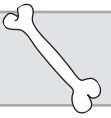
4.  

Write your own sentence using one of the **th** words above.

Name \_\_\_\_\_

long o

bone



Look at the picture, then circle the things that have the **long o** sound.  
Use the Word Bank below to help you.



Word Bank

bone

home

hose

mole

nose

pole

robe

rope

rose

stone



Name \_\_\_\_\_



Make silly sentences! There's more than one correct answer.  
Hint: Use the Word Bank on page 52. Have fun!

1. She  picks the biggest  .

2. The monkey  went up the  .

3. The  is on the  .

 **BRAINWORK!**

Circle the number of your favorite silly sentence, then draw a picture to match the sentence.

Name \_\_\_\_\_



Ask for something nicely.

Write a sentence using the word **please**.


Start your sentence with a capital letter  
and end with a question mark **?**.



Write a sentence using the words **thank you**.


Start your sentence with a capital letter

and end with a period **.** or exclamation mark **!**.





# Dune Buggy



☞ Circle the words that have the **long u** sound, then write each word in the blank to match the picture.

fun

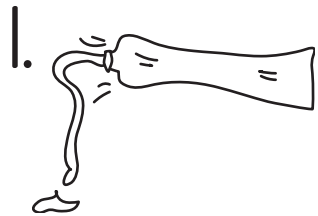
tube

cub

cube

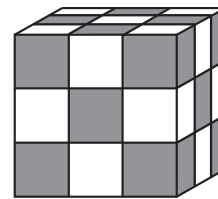
mule

flute




tube


2.



3.




4.





Name \_\_\_\_\_

 Circle the word that best completes the sentence,  
then write the word in the blank.

1. The glue is in a

tube

tub

tape



2. The little doll is

kite

cute

cot



3. She plays the

fall

boot

flute




4. The

has a long tail.

mule

huge

mile



Name \_\_\_\_\_



Complete each contraction by adding an apostrophe (').  
Write the new contraction in the blank.

1.

I will → I ○ ll →

I'll

2.

she will → she ○ ll →

3.

I have → I ○ ve →

4.

we have → we ○ ve →


Name \_\_\_\_\_



Complete each word to rhyme with **ring**, then say the word.  
Hint: Use the picture clues to help.




\_\_\_\_\_ing



\_\_\_\_\_ing



\_\_\_\_\_ing



\_\_\_\_\_ing

**★ BRAINWORK!**

Write a different word  
that rhymes with **ring**.  
Draw a picture to match the word.

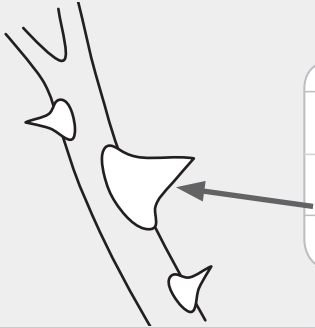
\_\_\_\_\_ing

Name \_\_\_\_\_




Use **th** or **ch** to complete each word to match the picture, then say the word.

1.



thorn

2.




cheese

3.



three

4.



chase

5.



chicken

6.



thumb

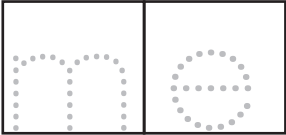



**BRAINWORK!** Circle the words that have the **long e** sound.


Name \_\_\_\_\_

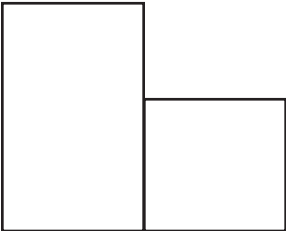
 Write these words in the correct shapes, then say the words.

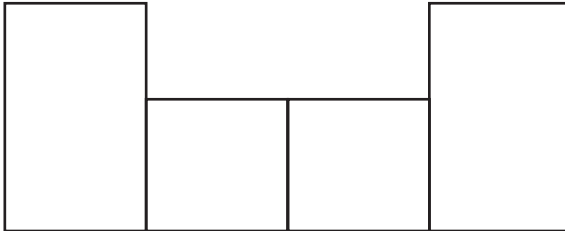
me find you live little be


1. 

2. 

3. 

4. 

5. 

6. 

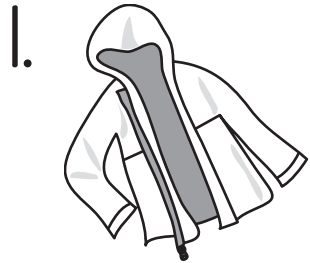
When two vowels  
go walking, the  
first one does  
the talking!

oa

# Soap Boat



Use **oa** to complete each word to match the picture, then say the word.



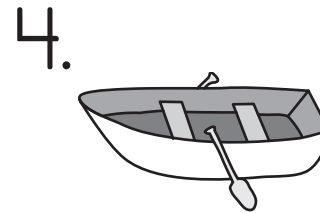
cooat



foad



soap



boat

**BRAINWORK!** Write the two words from above that rhyme.

Blank writing area for the first word.

and


Blank writing area for the second word.

Name \_\_\_\_\_

long a

mail



 Circle the word that best completes the sentence, then write the word in the blank.

1. The boat has a big

mail

sail

sell



2. We

in art class.

pail

pain

paint



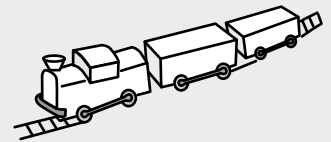
3. The

is on the track.

chain

tan

train



4. The

is wet.

rain

run

race



Name \_\_\_\_\_

long e

leaf




Use **ea** to complete each word to match the picture, then say the word.

1.




leaf

2.



read

3.



eat

4.



draw

5.



clean

6.



beach




**BRAINWORK!** Circle the words that are NOT action words.



Name \_\_\_\_\_

☞ Look at the picture, then circle the things that have long-vowel sounds.  
Use the Word Bank below to help you.



**Word Bank**

braid

float

goat

seal

snail

soap

tail

tie

toad

train

Name \_\_\_\_\_



Make silly sentences! There's more than one correct answer.  
Hint: Use the Word Bank on page 64. Have fun!

1. The  is on the .

2. Let's play with the .

3. The girl  sees a big .


 **BRAINWORK!**

Circle the number of your favorite silly sentence, then draw a picture to match the sentence.

Name \_\_\_\_\_

 Add **ing** to each word below, then write the new word.


1.  read →  → 

2.  sing →  → 

3.  eat →  → 

 **BRAINWORK!**

Circle one of the new **ing** words, then draw a picture of yourself doing what the word says.



# Car Race




Use **ar** to complete each word to match the picture, then say the word.




car



st



ba\_n



sh\_k

**BRAINWORK!** Write the two words from above that rhyme.

and

# Word Bank



barn



beanstalk



corn



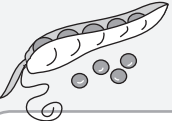
dig



farmer



garden



peas



rain



sun



sunflower



tomatoes



tree



Write two sentences about a garden.  
Use the Word Bank above to help you.

Four sets of handwriting lines, each consisting of a solid top line, a dashed middle line, and a solid bottom line.

Name \_\_\_\_\_

Sometimes **c** makes the **hard c** sound.

**hard c**

cake



Sometimes **c** makes the **soft c** sound.


**soft c**

cent



Trace each word and say it out loud,  
then circle the picture if you hear the **soft c** sound.

1.




mice

2.



car

3.



corn

4.




face

5.




cake

6.



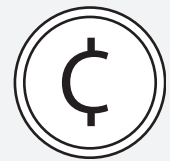
dice

7.



race

8.

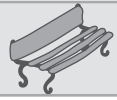


cent

Name \_\_\_\_\_

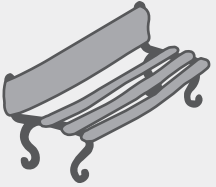
ch

bench



 Use **ch** to complete each word to match the picture, then say the word.

1.




bench

2.




beach

3.




rich

4.



lunch

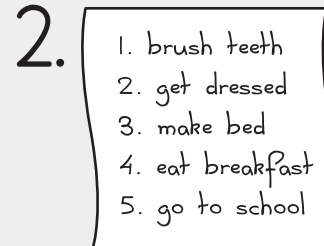
 Write your own sentence using one of the words above.

Name \_\_\_\_\_


 Use **st** to complete each word to match the picture, then say the word.



star



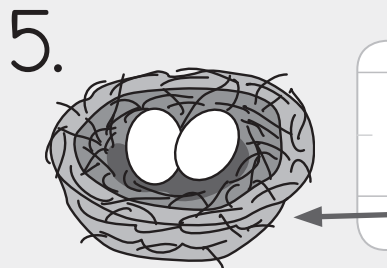
list




rest



stir



nest



sticky

 **BRAINWORK!** Circle the words that have the **short e** sound.




Name \_\_\_\_\_



Circle the word that is the **opposite** of what the picture shows, then write the word on the line.

1.



out  
go  
beside

2.



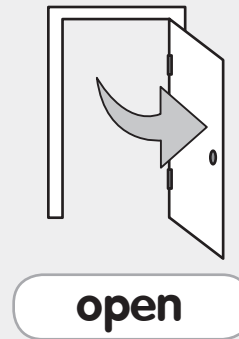
pretty  
sad  
nice

3.



light  
soft  
play

4.

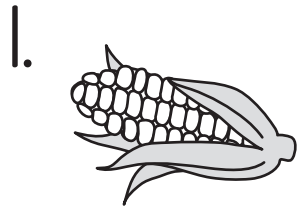


close  
begin  
front


# My Horse Glory



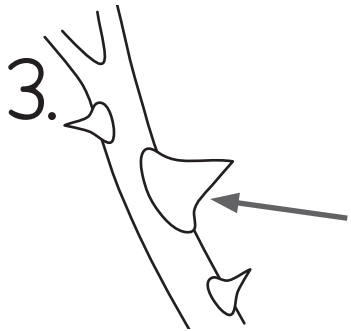
Use **or** to complete each word to match the picture, then say the word.



corn



horse



th \_ \_ n



f \_ \_ t

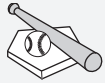
**BRAINWORK!** Write the two words from above that rhyme.

Blank writing area for the first word.

and

Blank writing area for the second word.

# Word Bank



baseball



basketball



climbing



gymnastics




jump rope



karate




kicking



riding



running



skating



soccer



swimming



Write two sentences about sports you like.  
Use the Word Bank above to help you.

Four sets of handwriting lines, each consisting of a solid top line, a dashed middle line, and a solid bottom line.

Name \_\_\_\_\_

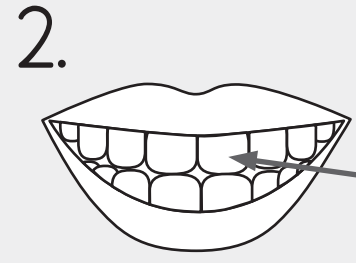
th bath




Use **th** to complete each word to match the picture, then say the word.



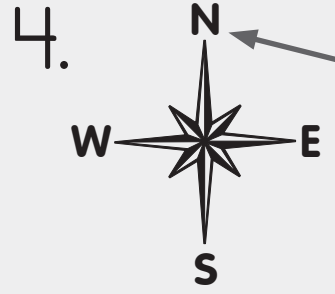
bath



tee



ma



nor

Write your own sentence using one of the words above.

\_\_\_\_\_

\_\_\_\_\_

\_\_\_\_\_

\_\_\_\_\_


Name \_\_\_\_\_

or

corn



Look at the picture, then circle the things that have the **or** sound.  
Use the Word Bank below to help you.



**Word Bank**

corn      doctor      fork      fort      horn  
horse      shorts      storm      tractor      unicorn

Name \_\_\_\_\_



Make silly sentences! There's more than one correct answer.  
Hint: Use the Word Bank on page 76. Have fun!

1. The farmer  chases the  .

2. The  has the  .

3. She  sees a big  .



### BRAINWORK!

Circle the number of your favorite silly sentence, then draw a picture to match the sentence.

Name \_\_\_\_\_

 Combine two words to make a new, compound word.

Write the new word in the blank and, if possible, draw a picture of it.



+



=


football

foot

ball



2.



+



=

snow

man

Blank writing area with a dashed midline for the compound word.



3.

him

+

self

=

Blank writing area with a dashed midline for the compound word.

4.

some

+

thing


=

Blank writing area with a dashed midline for the compound word.


# Surfer Girl



Use **ir** to complete each word to match the picture, then say the word.




bird



skirt



shirt



girl

**BRAINWORK!** Write the two words from above that rhyme.

Blank writing area for the first word.

and

Blank writing area for the second word.



# Word Bank



bird



fish




friends



pail



sailboat



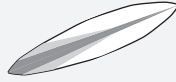
shark



shells



sun



surfboard



swim



umbrella



waves



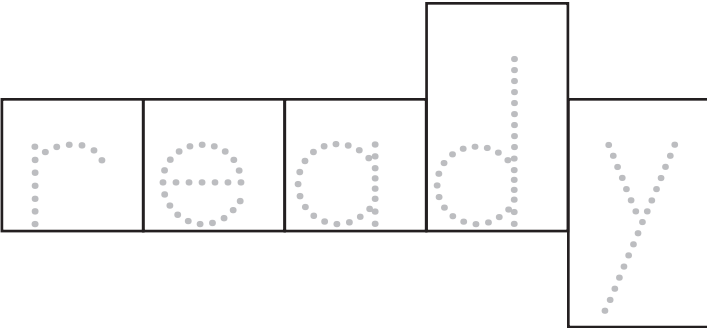
Write two sentences about the beach.  
Use the Word Bank above to help you.

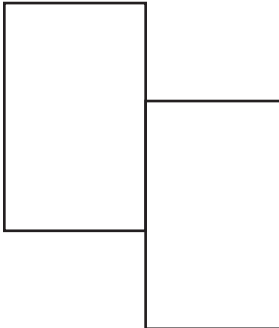
Handwriting practice lines consisting of a solid top line, a dashed middle line, and a solid bottom line, repeated three times.


Name \_\_\_\_\_


 Write these words in the correct shapes, then say the words.


want      way      come      by      love      ready

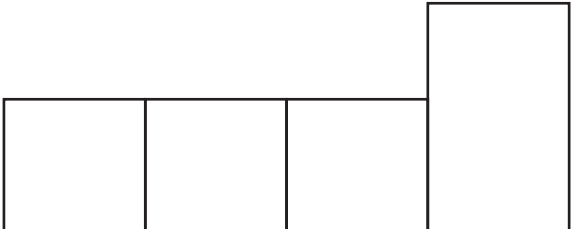
1. 

2. 

3. 

4. 

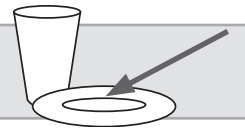
5. 

6. 


Name \_\_\_\_\_


sh


dish




Use **sh** to complete each word to match the picture, then say the word.

1. 


2. 

3. 

4. 


Write your own sentence using one of the words above.

Name \_\_\_\_\_

 Use **er** to complete each word to match the picture, then say the word.



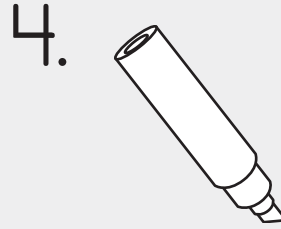
tiger




farm




flow



mark



und




pap


 **BRAINWORK!** Circle the pictures that show living things.

Name \_\_\_\_\_


 Label these objects **big**, **bigger**, and **biggest**.



Blank writing area with a dashed midline for labeling the small elephant.



Blank writing area with a dashed midline for labeling the medium elephant.



Blank writing area with a dashed midline for labeling the large elephant.


 Draw your own objects to match the words below.

Blank drawing area for the word **big**.

Blank drawing area for the word **bigger**.

Blank drawing area for the word **biggest**.

# My Family



Read each word out loud.

Color the word RED if the *y* sounds like **long i**.

Color the word BLUE if the *y* sounds like **long e**.

1. my

2. tiny

3. silly

4. very

5. baby

6. why

7. family

8. try

9. daddy

# Word Bank



balloons



cake



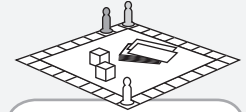
clown



eat




friends



game



ice cream



lollipops




music



ride



sing



skate

 Write two sentences about your birthday party.  
Use the Word Bank above to help you.

Name \_\_\_\_\_







Combine two words to make a new, compound word.




Write the new word in the blank and, if possible, draw a picture of it.

1.  +  =  




cup + cake = cupcake

2.  +  =  

hot + dog

3.  +  = 

any + thing


4.  +  = 

with + out



Name \_\_\_\_\_

☞ Look at the picture, then circle the things that end with the letter **y**.  
Use the Word Bank below to help you.



**Word Bank**

baby

berry

candy

cry

daisy

fly

lady

money

party

pony

Name \_\_\_\_\_



Make silly sentences! There's more than one correct answer.  
Hint: Use the Word Bank on page 88. Have fun!

1. I see a  on the .

2. The  has a .

3. The book  is about a .



### BRAINWORK!

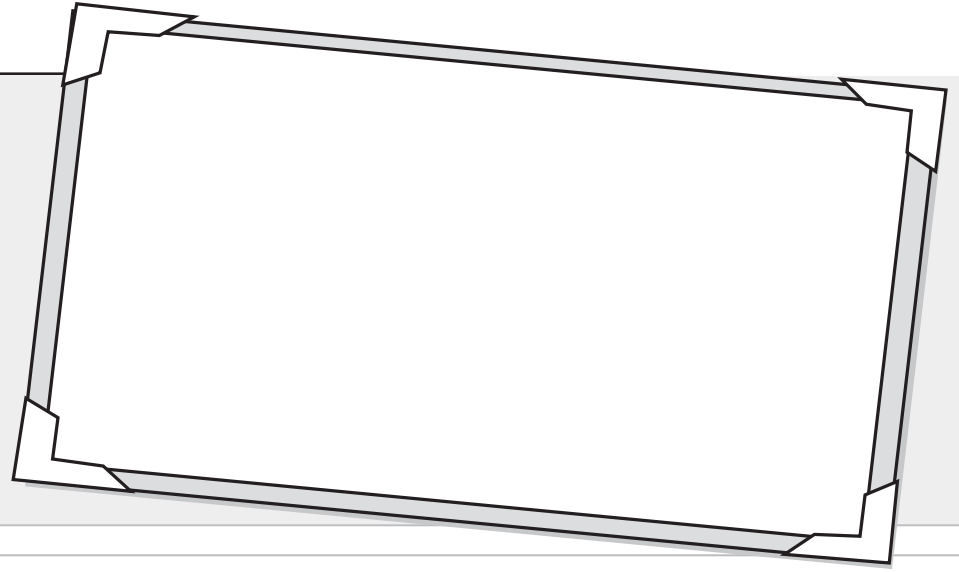
Circle the number of your favorite silly sentence, then draw a picture to match the sentence.

Name \_\_\_\_\_



Draw a picture of your family.

Write a story about your family by completing the sentences below.



The people in my family are \_\_\_\_\_

Some things we like to do together are \_\_\_\_\_

Name \_\_\_\_\_



Complete each word to rhyme with **frown**, then say the word.  
Hint: Use the picture clues to help.

1.




frown

2.




cr \_\_\_\_\_

3.



d \_\_\_\_\_

4.




d \_\_\_\_\_



### BRAINWORK!

What color rhymes with **frown**?  
Color the crayon to match  
your answer.



br \_\_\_\_\_

Name \_\_\_\_\_



Circle the word that is the **opposite** of what the picture shows, then write the word on the line.


1.



push

from  
pull  
into


2.



under

over  
fast  
late

3.



hot

yes  
fire  
cold

4.



girl

dog  
boy  
out

Name \_\_\_\_\_

# Number Words

1

one

2

two

3

three

4

four

5

five


6

six



Count the items in each picture,  
then write the correct **Number Word** in the blank.


1.




2.




3.



4.



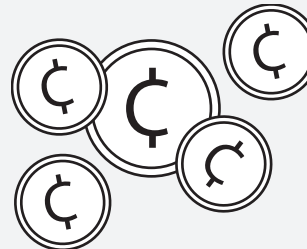
5.



6.



7.



8.



Name \_\_\_\_\_

 Combine two words to make a new, compound word.

Write the new word in the blank and, if possible, draw a picture of it.

1.



+



=


cowboy

cow

boy



2.



+



=

dragon

fly



3.

some

+

one

=



4.

her

+

self

=





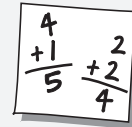
book



computer




draw



math



music



play



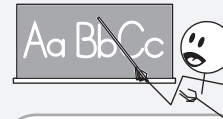
playground




read



science



teacher



time



write



Write about what you have done in school this year.  
Use the Word Bank above to help you.

Four sets of horizontal writing lines, each consisting of a solid top line, a dashed middle line, and a solid bottom line.



Handwriting practice lines consisting of multiple sets of three horizontal lines: a solid top line, a dashed middle line, and a solid bottom line.