

تم تحميل هذا الملف من موقع المناهج البحرينية



*للحصول على أوراق عمل لجميع الصفوف وجميع المواد اضغط هنا

<https://almanahj.com/bh>

* للحصول على أوراق عمل لجميع مواد الصف الثاني اضغط هنا

<https://almanahj.com/bh/2>

* للحصول على جميع أوراق الصف الثاني في مادة لغة انجليزية ولجميع الفصول, اضغط هنا

<https://almanahj.com/bh/2english>

* للحصول على أوراق عمل لجميع مواد الصف الثاني في مادة لغة انجليزية الخاصة بـ الفصل الثاني اضغط هنا

<https://almanahj.com/bh/2english2>

* لتحميل كتب جميع المواد في جميع الفصول للـ الصف الثاني اضغط هنا

<https://almanahj.com/bh/grade2>

[almanahjbhbot/me.t//:https](https://t.me/almanahjbhbot)

للتحدث إلى بوت على تلغرام: اضغط هنا



Family and Friends 2-Grade 2

Unit 8

Tidy up!

Lesson 2

Page 73



Objectives

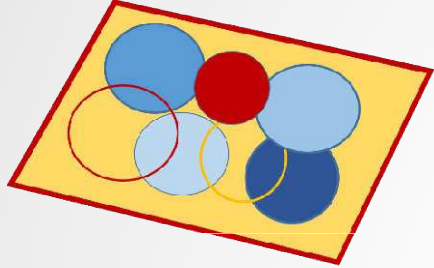
1- Recall six bedroom objects.

2- Use there's and there are in sentences.




Let's remember!

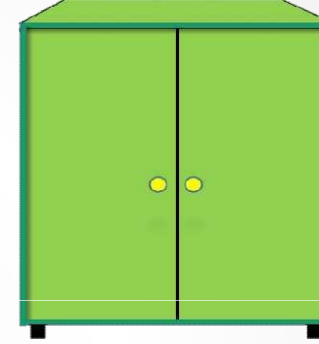
1




2




3



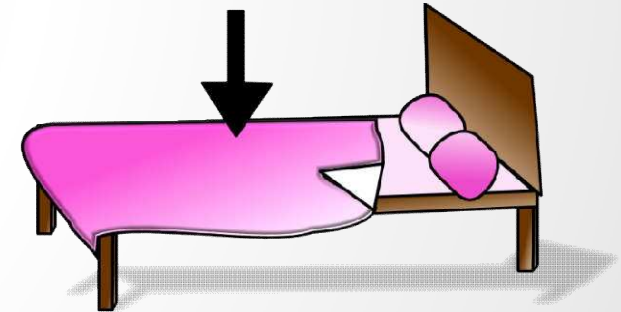
4




5



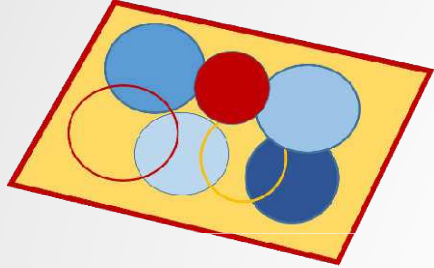
6



Let's remember!




1



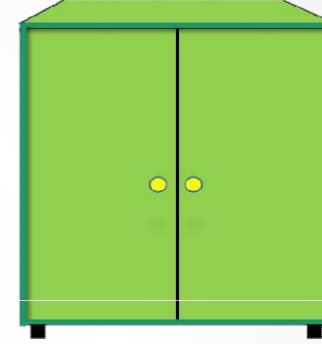
rug

2




bed

3




cupboard

4



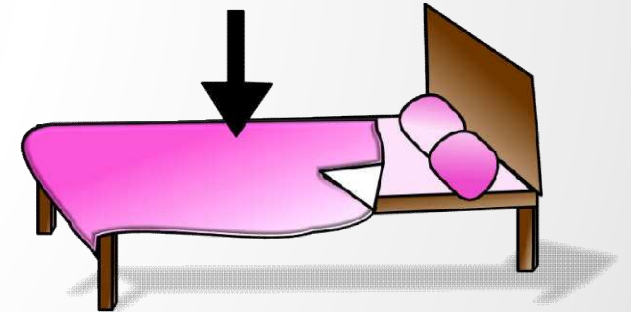
shelf

5



pillow

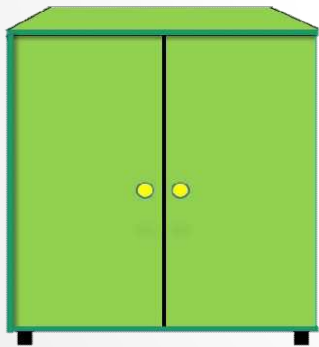
6



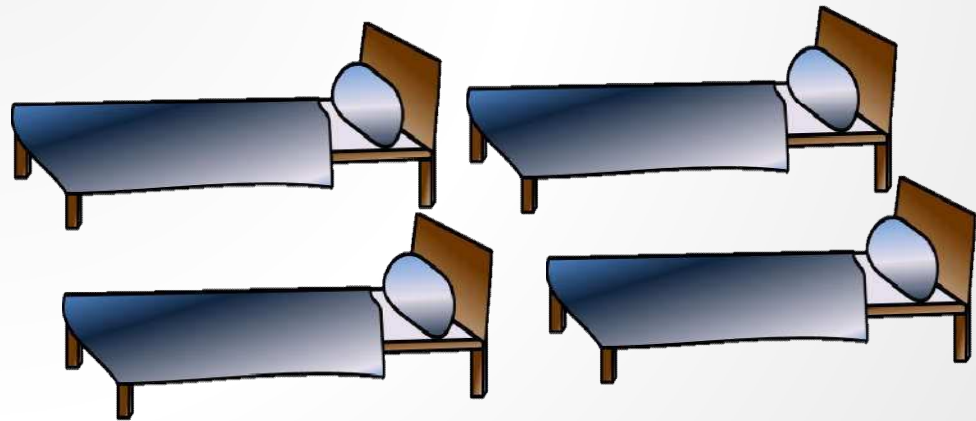
blanket



If you have **one** item use 'There's'.



If you have **more than one** item use 'There are'.

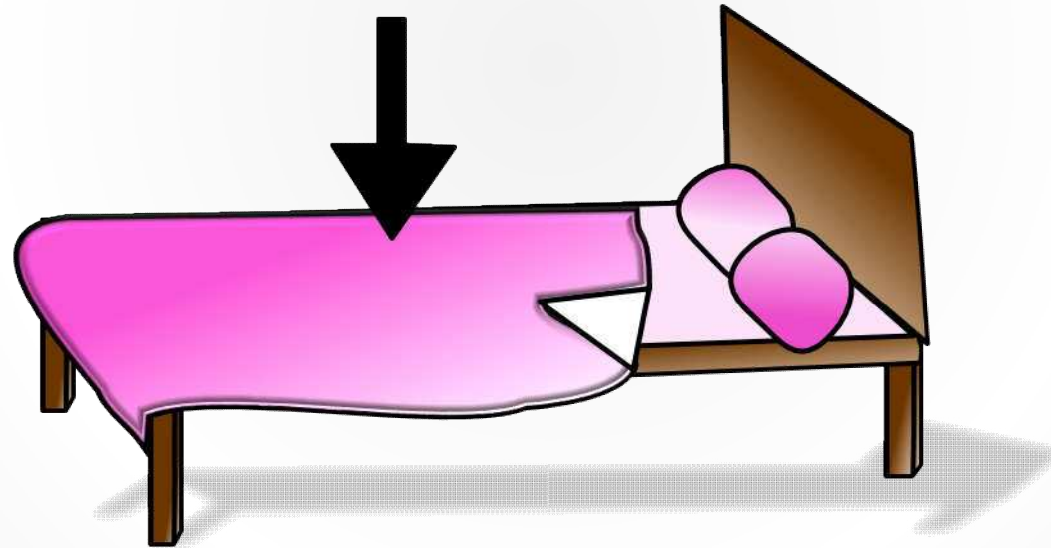


Listen and repeat




وزارة التعليم
Ministry of Education

There's a blanket.

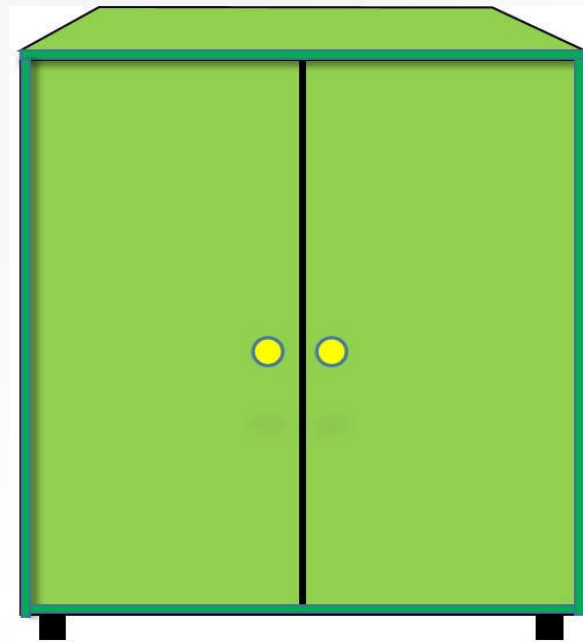


Listen and repeat



وزارة التعليم
Ministry of Education

There's a cupboard.



Listen and repeat



There's a shelf.

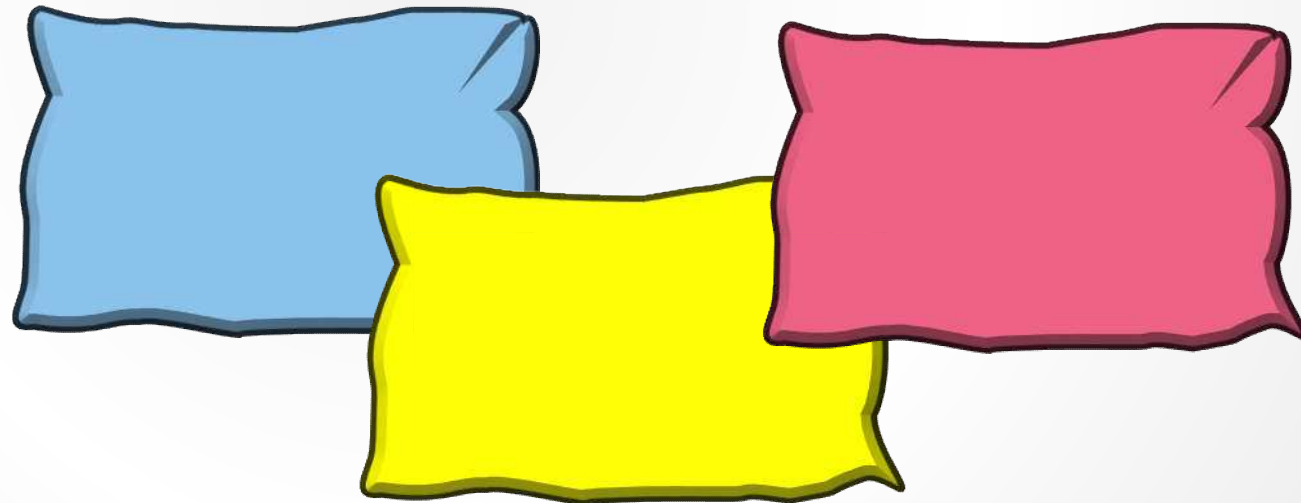


Listen and repeat



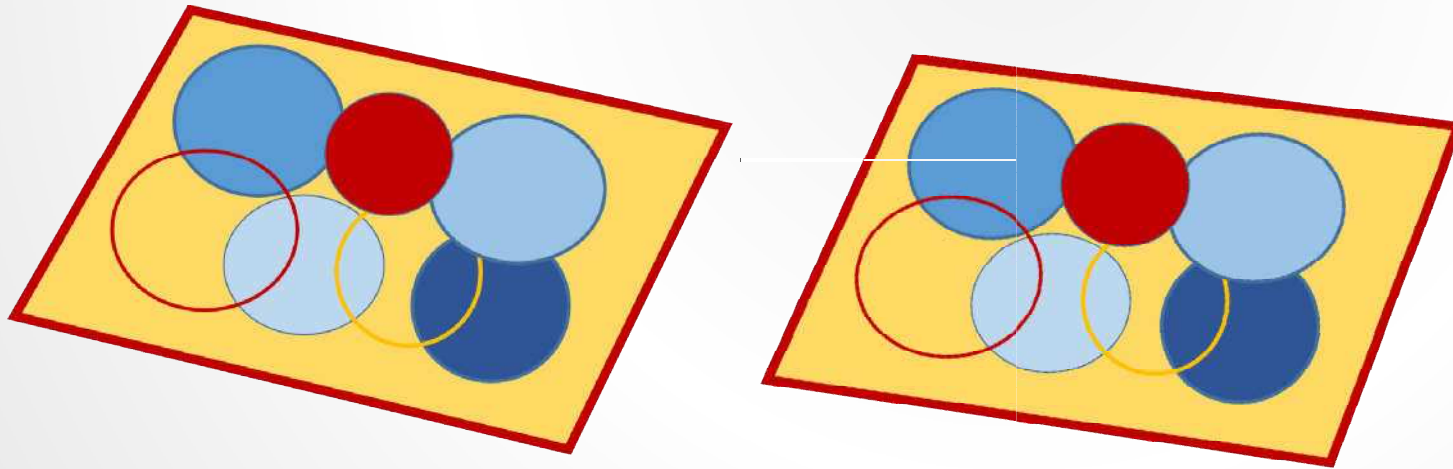
وزارة التعليم
Ministry of Education

There are three pillows.




Listen and repeat

There are two rugs.



Listen and repeat


There are three books.



Let's practice!

Bring out your white boards and markers!

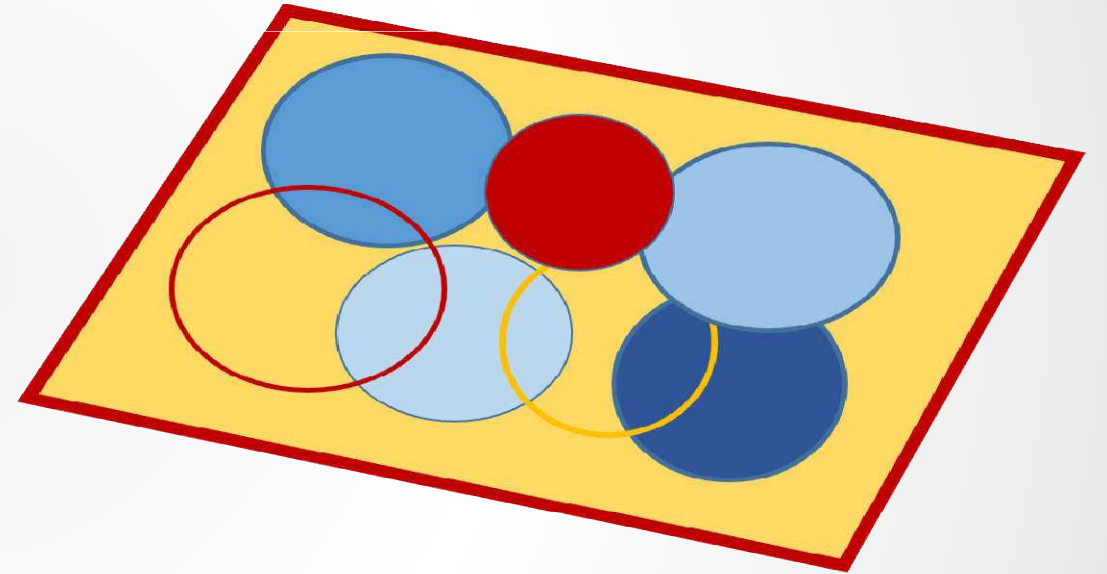




Look at the picture and write on your mini-board (There's) or (There are).

There's

There are




a rug



Look at the picture and write on your mini-board (There's) or (There are).




There's



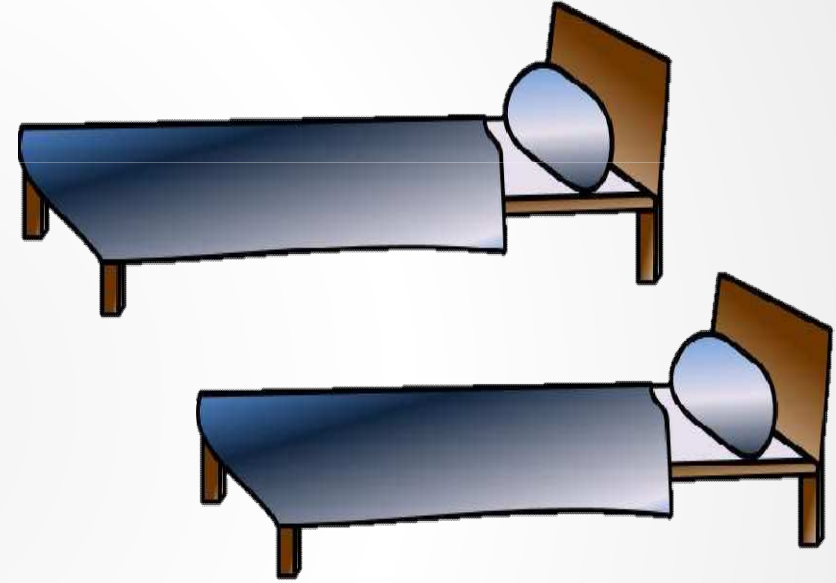
There are

three books



Look at the picture and write on your mini-board (There's) or (There are).

There's




There are

two beds

Look at the picture and write on your mini-board (There's) or (There are).



There's



There are


a pillow

Write **four sentences** about what you have in your bedroom using **(there's)** and **(there are)**.






Open **Page 71** of your Workbook. Answer questions **1 and 2**.



Order the words.

**click and check your
answer**





Open **Page 71** of your Workbook. Answer questions **1 and 2**.

**Question
2**


Write.

click and check your answer



Don't forget to answer the questions
in the **practice PPT for L2.**





End of the
lesson!

