

تم تحميل هذا الملف من موقع المناهج البحرينية



* للحصول على أوراق عمل لجميع الصفوف وجميع المواد اضغط هنا

<https://almanahj.com/bh>

* للحصول على أوراق عمل لجميع مواد الصف الثالث اضغط هنا

<https://almanahj.com/bh/3>

* للحصول على جميع أوراق الصف الثالث في مادة لغة انجليزية ولجميع الفصول, اضغط هنا

<https://almanahj.com/bh/3english>

* للحصول على أوراق عمل لجميع مواد الصف الثالث في مادة لغة انجليزية الخاصة بـ الفصل الثاني اضغط هنا

<https://almanahj.com/bh/3english2>

* لتحميل كتب جميع المواد في جميع الفصول للـ الصف الثالث اضغط هنا

<https://almanahj.com/bh/grade3>

[almanahjbhbot/me.t//:https](https://t.me/almanahjbhbot)

للتحدث إلى بوت على تلغرام: اضغط هنا



Family and Friends 3

Grade 3

Unit 7

Lesson 4

P. 67





Guess!

I am a number.

$$I = 5 + 4$$

or $6 + 3$

Who am I?



Number

nine 9



Objectives

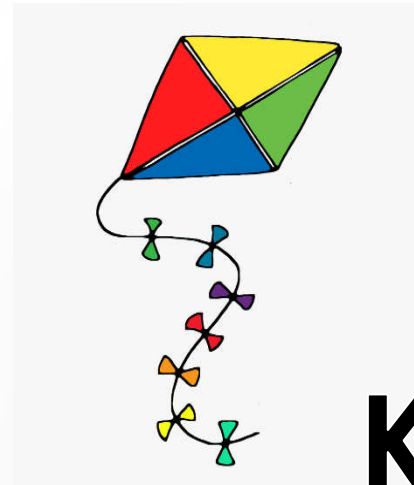
1. **Recognise** the sound /i/ and the magic /e/ in words.
2. To **write** words with the phonic sound **i-e**.



Listen, point and repeat




Bike



Kite



Nine



White





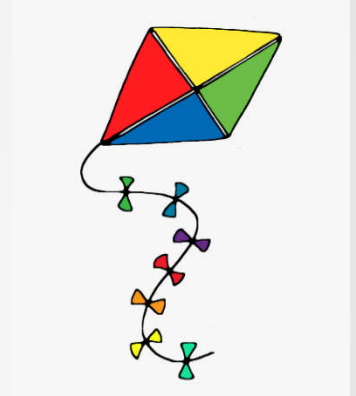
Line



Magic e




Kit   **Kite**



Magic e makes the vowel **long and strong**



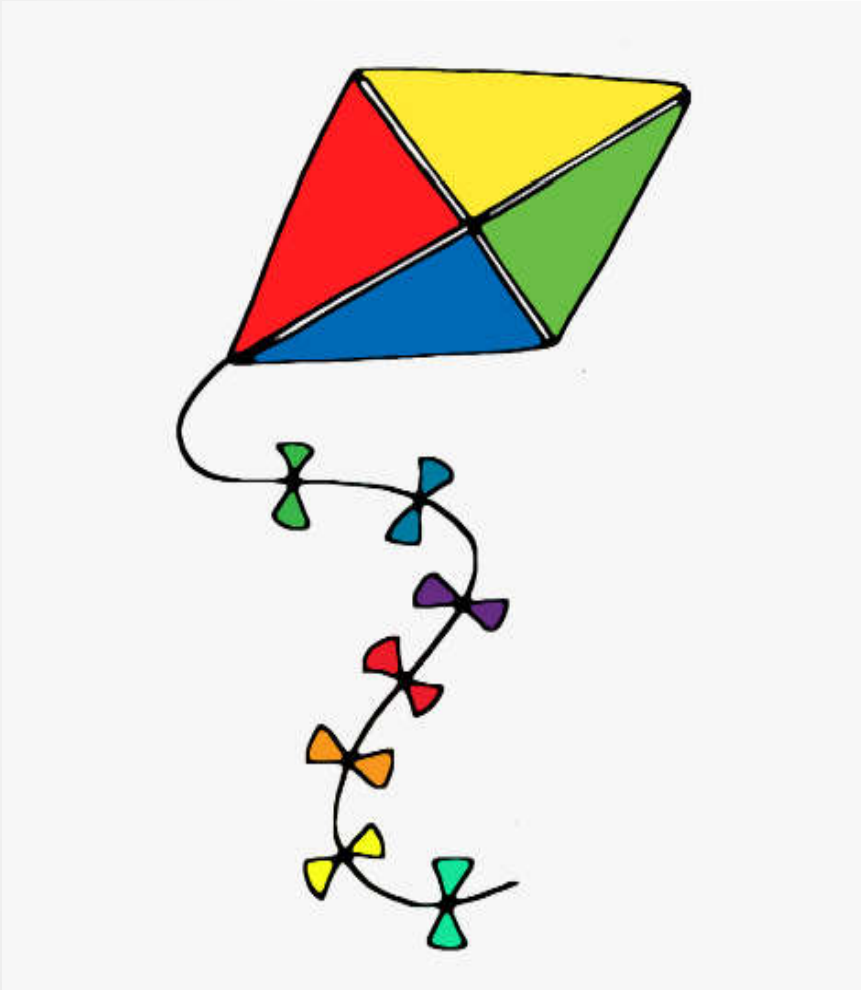
Read, point and repeat



Bike




Read, point and repeat




Kite

Read, point and repeat



Nine

Read, point and repeat



White

Read, point and repeat




Line

Read and point to the letters 'i_e' with your finger.





9



Ride your bike. Fly your kite.
The bike is red. The kite is white.
White kite. White Kite.

Count the children in the line.
Altogether there are nine.
Nine in the line. Nine in the line.






Read and point to the letters 'i_e' with your finger.




9



Ride your bike. Fly your kite.
The bike is red. The kite is white.
White kite. White Kite.

Count the children in the line.
Altogether there are nine.
Nine in the line. Nine in the line.



On your screen, match the words with the correct pictures using your finger.



line




nine



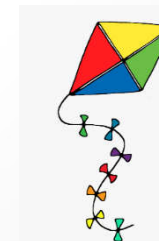
kite

9

Bike



white



On your screen, match the words with the correct pictures using your finger.



line




nine



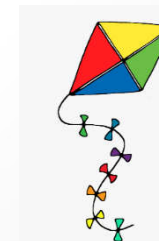
kite

9

Bike




white





Open your workbook p.65
answer questions
1,2,3 and 4



Q 1:

1. bike
2. line
3. white
4. kite
5. nine

Model
answer!



Q 2:

1. bike
2. kite
3. white
4. line
5. nine

Q 3:


1. nine
2. figs
3. line
4. kite
5. bin





Open
Unit 7 practice PPT
and answer L 4.





End of the lesson

Good job dear!

