

تم تحميل هذا الملف من موقع المناهج البحرينية



الملف المذكرة الشاملة المحلولة الخاصة بالمقرر

موقع المناهج < < الصف الثالث < لغة انجليزية < الفصل الأول < الملف

روابط مواقع التواصل الاجتماعي بحسب الصف الثالث



روابط مواد الصف الثالث على تلغرام

[الرياضيات](#)

[اللغة الانجليزية](#)

[اللغة العربية](#)

[التربية الاسلامية](#)

المزيد من الملفات بحسب الصف الثالث والمادة لغة انجليزية في الفصل الأول

[نشاط تدريبي , Revision 3 unit](#)

1

[نشاط تدريبي learn and Read](#)

2

[نشاط الوحدة الثالثة 1 Review 3 unit](#)


3

[نشاط الوحدة الثالثة 3 Review 3 unit](#)

4

[مراجعة الوحدة الثالثة 3 Review 3 unit](#)

5



**Second Term 2021/2022**

**Name:** .....

**Class:** .....

*Done By:*  
**Mohamed Tawfik**  
*English Teacher*

*Under the auspices of*

**Mr. Mohamed Khalil Al-Safar**  
School principal

**Mr. Hani Ahmed Rashed**  
Assistant principal

*Designed by*  
**Mohamed Al Saegh**

## “UNIT 5” WHAT’S THE TIME?

### VOCABULARY

get up	يستيقظ	in the morning	في الصباح
have breakfast	يفطر	in the afternoon	في بعد الظهر
have lunch	يتغذى	in the evening	في المساء
have dinner	يتعشى	at night	في الليل
go to school	يذهب للمدرسة	o'clock	بالضبط
go home	يذهب للبيت	What	ما/ماذا (للسؤال عن الأشياء)
go to bed	يذهب لينام	When	متى (للسؤال عن الزمان)
watch	يشاهد	Where	أين (للسؤال عن المكان)
do homework	يسوي الواجب	living room	غرفة المعيشة
bedroom	غرفة نوم	then	بعد ذلك
skates	زلجات	snake	ثعبان
sky	السما	snow	ثلج
small	صغير	star	نجمة
smile	يبتسم	stairs	درج

### GRAMMAR

#### THE SIMPLE PRESENT TENSE

We add (-s) to the end of the verb if we have a singular subject (فاعل مفرد) but we don't add anything if we have a plural subject. (فاعل جمع)

#### NOTE (1)

→ I have a question ...When do we add (-es) to the end of the verb?

➤ We add (-es) to the end of the verb if it ends with the following ends:

o → goes

s → crosses

x → fixes

ch → teaches

sh → washes

1) She goes to school at 7 o'clock.

2) He watches T.V in the evening.

#### NOTE (2)

→ We consider the pronoun “ I ” as a plural subject.

(نعتبر ضمير المتكلم "أنا" كضمير جمع)

1) I do my homework at 4 o'clock.

2) I go home at 2 o'clock.

## HOW TO MAKE SENTENCES AND Qs. IN THE SIMPLE PRESENT TENSE?

- 1) I get up at 6 o'clock. "We use "do" as a helping verb with the plural subject".

Q1. *When do you get up?*

- 2) He gets up at 5 o'clock. "We use "does" as a helping verb with the singular subject.

Q2. *When does he get up?*

- 3) Ali and Hassan go to school at 7 o'clock.

Q3. *Where do they go at 7 o'clock?*

- 4) She goes home at 2 o'clock.

Q4. *Where does she go at 2 o'clock?*

- 5) He has dinner at 7 o'clock.

Q5. *What does he have at 7 o'clock?*

### WRITING

- Write a short paragraph about your daily routine:

In the morning, I get up at 5 o'clock. I have breakfast at 6 o'clock. I go to school at 7 o'clock. In the afternoon, I go home at 2 o'clock. I have lunch at 1 o'clock. I do my homework at 4 o'clock. In the evening, I watch T.V at 6 o'clock. I have dinner at 7 o'clock. At night, I go to bed at 9 o'clock.

### TRY BY YOURSELF

- Write a short paragraph about Hassan's daily routine:

In the morning, Hassan gets up at 5 o'clock. He.....

.....

.....

.....

.....

.....


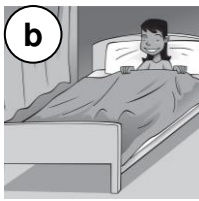
.....

# 1 Look and match.

1 get up

2 go to school

3 have breakfast



4 go home

5 go to bed

6 have dinner

## 2 Look and tick (✓) or cross (x).

	get up	have dinner	go to bed
Rosy			
Billy			

**Rosy**

1 She gets up at six o'clock.

☒

2 She goes to bed at eight o'clock.

☐

**Billy**

3 He has dinner at seven o'clock.

☐

4 He goes to bed at nine o'clock.

☐

## 3 Look and circle.



in the morning /  
at night



in the evening /  
in the afternoon



in the evening  
/  
in the morning



in the afternoon /  
at night


## 4 Look and complete.



s k a t e s



s \_ \_ \_ \_




s \_ \_ \_ \_



s \_ \_ \_ \_

# 1 Look and write.

up breakfast to school home dinner to bed



go to school



have \_\_\_\_\_



go \_\_\_\_\_



get \_\_\_\_\_



have \_\_\_\_\_



go \_\_\_\_\_

## 2 Look and complete.

	get up	have dinner	go to bed
Rosy			
Billy			

**Rosy**

1 She gets up at seven o'clock.


2 She \_\_\_\_\_ at eight o'clock.

**Billy**

3 He \_\_\_\_\_ at six o'clock.

4 He \_\_\_\_\_ at seven o'clock

## 3 Look and write.




in the morning in the \_\_\_\_\_ in the \_\_\_\_\_ at \_\_\_\_\_

## 4 Look and write.




stairs





# 1 Look and complete.



go to school




h \_\_\_\_\_ b \_\_\_\_\_



g \_\_\_\_\_ h \_\_\_\_\_



g \_\_\_\_\_



h \_\_\_\_\_ d \_\_\_\_\_



g \_\_\_\_\_ b \_\_\_\_\_

# 2 Look and complete.

	get up	have dinner	go to bed
Rosy			
Billy			

## Rosy

1 (get up)

She gets up at seven o'clock.

2 (not go to bed)

She \_\_\_\_\_.

## Billy

3 (have dinner)

He \_\_\_\_\_.

4 (go to bed)

He \_\_\_\_\_.

# 3 Write about you.

1 I get up at \_\_\_\_\_ o'clock.

2 I have breakfast at \_\_\_\_\_

3 I have dinner at \_\_\_\_\_.

4 I go to bed at \_\_\_\_\_.

# 4 Complete the words. Then match.

1 s k y

2 s \_ o \_

3 s \_ a \_ l

4 s \_ a \_ \_ s



1 Look and write *go* or *have*.



1 go to school



2 \_\_\_\_\_ home



3 \_\_\_\_\_ breakfast




4 \_\_\_\_\_ to bed



5 \_\_\_\_\_ dinner

2 Look and complete.




1  She gets up at six o'clock.

2  She has breakfast \_\_\_\_\_.

3  She goes home \_\_\_\_\_.

4  She has dinner \_\_\_\_\_.

5  She goes to bed \_\_\_\_\_.



## 1 Complete and match.

go have

1 go to school

2 \_\_\_\_\_ dinner

3 \_\_\_\_\_ home

4 \_\_\_\_\_ to bed

5 \_\_\_\_\_ breakfast



## 2 Look and write.

تم تحميل هذا الملف من



1 She gets up at six o'clock.



2 She \_\_\_\_\_ at \_\_\_\_\_.



3 She \_\_\_\_\_ at \_\_\_\_\_.



4 She \_\_\_\_\_ at \_\_\_\_\_.



5 She \_\_\_\_\_ at \_\_\_\_\_.

# 1 Look and write.



1 He goes to school. 2 \_\_\_\_\_ 3 \_\_\_\_\_



4 \_\_\_\_\_ 5 \_\_\_\_\_

# 2 Read. Then answer.

1 What does Mia do in the morning?

Mia gets up, has breakfast  
and goes to school.

2 When does Mia go home?

\_\_\_\_\_

3 Where does Mia do her homework?

\_\_\_\_\_

4 What does Mia do in the evening?

\_\_\_\_\_



My name's Mia. I get up at six o'clock, then I have breakfast. I go to school at eight o'clock. In the afternoon, I go home at five o'clock and I do my homework in the living room. I have dinner at seven o'clock in the evening. I go to bed at ten o'clock at night!

# What about you?

1 I get up at \_\_\_\_\_.

2 I have breakfast at \_\_\_\_\_.

3 I go to school at \_\_\_\_\_.

4 I \_\_\_\_\_.

5 I \_\_\_\_\_.

6 \_\_\_\_\_.

# 1 Look and tick (✓).

In the morning ...



## 2 Draw.



## IN THE BIN!

### **What can you see, hear and smell?**


Imagine you are with Cat and Tiger when they are in the bin. What can you see, hear and smell?

I can see ...



I can hear ...

I can smell ...



## TURN IT OFF!

### Compare and contrast information

Choose three chapters from *Turn it Off!* and complete the grid.

Information source 1	Information source 2	Information source 3
Chapter title:	Chapter title:	Chapter title:
Facts:	Facts:	Facts:





➤ COPY THE FOLLOWING

get up	go to school	go home	go to bed	o'clock

have breakfast	have lunch	have dinner	what	when	where

in the morning	in the afternoon	in the evening	at night

➤ **COPY THE FOLLOWING**

تم تحميل هذا الملف من  
موقع المناخج البحرية

alManahj.com/bh

[illegible]

## UNIT (6) WHERE DOES SHE WORK?

### VOCABULARY

garage	ورشة / طيبة	city	مدينة كبيرة	face	وجه
shop	محل	park	حديقة عامة	street	شارع
airport	مطار	supermarket	سوبر ماركت	camel	جمل
hospital	مستشفى	bank	بنك	cute	جذاب
school	مدرسة	lake	بحيرة	feed	يطعم
police station	مركز شرطة	gate	بوابة	love	يحب
fire station	محطة إطفاء	plane	طائرة ركاب	job	وظيفة
station	محطة	wildlife	حياة برية	build	يبني
zoo	حديقة حيوان	giraffe	زرافة	building	مبنى

### GRAMMAR

#### THE SIMPLE PRESENT TENSE

(1) He works in a police station.

Does he work in a police station?

Yes, he does.

No, he doesn't.

Question word	Helping verb	Subject	Verb	Completement	Question mark
أدلة استفهام	فعل مساعد	فاعل	فعل	تكملة	علامة استفهام
Where	does	he	work	.....	?

(2) She works at the airport with her friend.

Does she work at the airport with her friend?

Yes, she does.

No, she doesn't.

Question word	Helping verb	Subject	Verb	Completement	Question mark
أدلة استفهام	فعل مساعد	فاعل	فعل	تكملة	علامة استفهام
Where	does	she	work	with her friend	?

(3) He works in a shop with his friend.

Does he work in a shop with his friend?

Yes, he does.

No, he doesn't.

Question word	Helping verb	Subject	Verb	Completement	Question mark
أدلة استفهام	فعل مساعد	فاعل	فعل	تكملة	علامة استفهام
Where	does	he	work	with his friend	?

## 1 Look and complete.

hospital fire station airport school police station shop



fire station



h \_ \_ \_ \_ \_



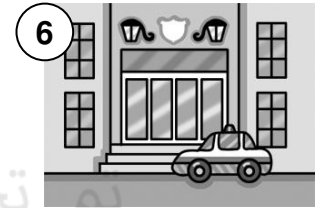
a \_ \_ \_ \_ \_



s \_ \_ \_ \_



s \_ \_ \_ \_ \_



p \_ \_ \_ \_ \_  
s \_ \_ \_ \_ \_

## 2 Complete.

does school works mum she work

1 Where does he work?

2 Does your \_\_\_\_\_ work in an airport?

3 Does he \_\_\_\_\_ in a police station?

4 She \_\_\_\_\_ in a hospital.

5 Where does \_\_\_\_\_ work?

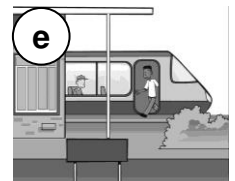

6 He works in a \_\_\_\_\_.

## 3 Look and match.

1 zoo

2 bank


3 supermarket



4 station

5 garage

## 4 Look and complete.




f a c e



p l \_ n \_



l \_ k \_



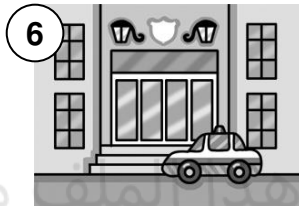

g \_ t \_

# 1 Look and write.

police station school supermarket zoo airport fire station



fire station



## 2 Order the words.

1 does / he / ? / Where / work

Where does he work?

2 works / a / in / . / She / bank

3 school / . / works / a / He / in

4 work / Where / she / does / ?

5 station / work / he / Does / ? /  
police / a / in

6 your / ? / Does / work / mum / an  
in / airport

## 3 Find and circle the words. Then write

garage hospitals school bank stations supermarket

1 garage

2 \_\_\_\_\_

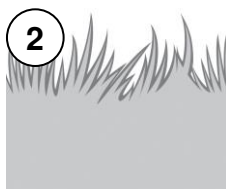

3 \_\_\_\_\_

4 \_\_\_\_\_

5 \_\_\_\_\_

6 \_\_\_\_\_

## 4 Circle the words with a\_e.





# 1 Complete the words. Then match.

1 h o s p i t a l



2 f \_ \_ \_ s \_ \_ \_ \_ \_

3 a \_ \_ p \_ \_ t

4 s \_ \_ h \_ \_ \_

5 p \_ \_ \_ c \_ s \_ \_ \_ \_ \_ n

6 s \_ \_ \_



## 2 Write questions and answers.

1 (your mum / hospital)

Does your mum work in  
a hospital?

(✓) Yes, she does.

2 (your dad / fire station)

Does your dad \_\_\_\_\_

(x) \_\_\_\_\_

3 (he / shop)

(✓) \_\_\_\_\_

4 (she / bank)

(x) \_\_\_\_\_

## 3 Look and correct the sentences.



He works in an airport.

He works in a shop.



She works in a police static

\_\_\_\_\_



He works in a bank.


\_\_\_\_\_



She works in a garage.

\_\_\_\_\_

## 4 Look and write.




face



\_\_\_\_\_




\_\_\_\_\_



\_\_\_\_\_

## 1 Find, circle and write.


g	a	r	a	g	e	q
f	l	o	i	r	v	z
b	h	i	r	w	s	o
s	h	o	p	c	c	o
a	t	n	o	u	h	t
s	p	l	r	l	o	a
s	t	a	t	i	o	n
d	e	z	m	y	l	k



1 shop




2




3



4



5



6

## 2 Look and answer.

fire station school hospital police station station



1 Where does Emma work? Emma works in a school.

2 Where does Joe work? \_\_\_\_\_

3 Where does Tom work? \_\_\_\_\_

4 Where does Susan work? \_\_\_\_\_

5 Where does Peter work? \_\_\_\_\_

# 1 Find and write the place words. Then match.

1 portair airport

2 posh \_\_\_\_\_

3 persumartek \_\_\_\_\_

4 astiont \_\_\_\_\_

5 loosch \_\_\_\_\_

6 psotialh \_\_\_\_\_



## 2 Look and write.

police officer teacher fireman nurse train driver



1 Does Emma work in a school?

Yes, she does. She's a teacher.

2 Does Joe work in a supermarket?

\_\_\_\_\_

3 Does Tom work in an airport?

\_\_\_\_\_

4 Does Susan work in a hospital?

\_\_\_\_\_


5 Does Peter work in a zoo?

\_\_\_\_\_

1 Look and write.



1 shop



2 \_\_\_\_\_



3 \_\_\_\_\_



4 \_\_\_\_\_



5 \_\_\_\_\_

2 Look and answer.

school station hospital  
fire station police station

police officer train driver  
teacher fireman nurse



1 Where does Emma work? Emma works in a school. Emma's a teacher.

2 Where does Joe work? \_\_\_\_\_

3 Where does Tom work? \_\_\_\_\_

4 Where does Susan work? \_\_\_\_\_

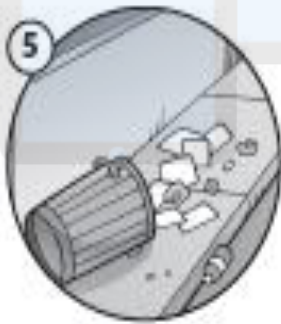
5 Where does Peter work? \_\_\_\_\_

**Write about two people you know.**

My dad's a policeman. He works in a police station.

\_\_\_\_\_  
\_\_\_\_\_

1 Look and match. Who helps?



**2 Draw another important job.**





## MAX THE DETECTIVE

### Max the Phonics Detective

Can you help Max to find and collect the words?  
Can you think of other words to add to Max's collection?

pl

sm

cr

pr

st

sp



**RUBBISH!**

## **Recycling fact file**

Make a fact file about rubbish.

Write the chapter.

\_\_\_\_\_

Draw a picture to show the topic.

\_\_\_\_\_

\_\_\_\_\_

\_\_\_\_\_

\_\_\_\_\_

\_\_\_\_\_

Write two facts.

\_\_\_\_\_

\_\_\_\_\_

\_\_\_\_\_

\_\_\_\_\_



➤ **COPY THE FOLLOWING**

[illegible][illegible]

➤ **COPY THE FOLLOWING**

[illegible][illegible]

## UNIT (7) IT'S HOT TODAY!

### VOCABULARY

hot	حار/ساخن	go inside	يذهب داخل	sunglasses	نظارة شمسية
cold	بارد	go outside	يذهب خارج	sunhat	قبعة للشمس
sunny	مشمس	go high	يذهب عالياً	catch	يمسك/يصطاد
windy	به رياح	go ice skating	يتزلج	fly a kite	يطير طائرة ورقية
raining	مطر	wear = put on	يرتدي	raincoat	معطف للمطر
snowing	مثلج	line	خط	fun time	وقت المرح
wet	مبلل	Don't forget	لا تنسى	fly away	يطير بعيداً
warm	دافئ	weather	طقس	together	معاً
quick = fast	سريع	coat	معطف	walk	يمشي
make a snowman	يصنع رجل جليد	The weather news	نشرة الأخبار	bike	دراجة

### GRAMMAR

(1) What's the weather like?

- It's cold today.

- Put on your coat.



(2) What's the weather like?

- It's hot today.

- Don't put on your coat.



(3) What's your favourite type of weather? Why?

- My favourite type of weather is cold because I put on my coat.

➤ Adjectives are describing words:

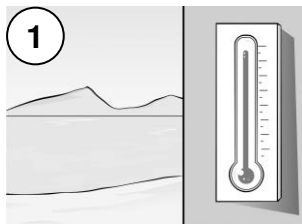
(1) He eats a hot pizza.

(2) I've got small hats.







## 1 Look and circle.



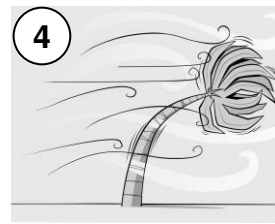
hot / cold



snowing / raining



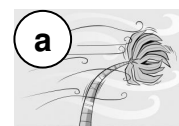
sunny / snowing



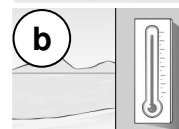
windy / cold

## 2 Read and match.

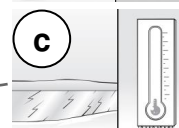
1 It's cold. Put on your coat.




2 It's windy. Don't put on your sun hat.



3 It's sunny. Put on your sun cream.



4 It's hot. Don't put on your coat.



## 3 Look and tick (✓) the correct activity.



fly a kite



go ice skating



fly a kite



wear coats



make a  
snowman



wear sun hats



make a  
snowman



go outside



## 4 Find and circle the words. Then write.

bike kiteline white nine

1 bike

2 \_\_\_\_\_

3 \_\_\_\_\_

4 \_\_\_\_\_

5 \_\_\_\_\_

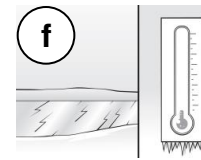
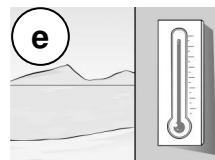
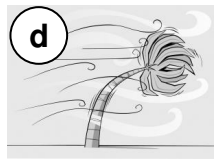
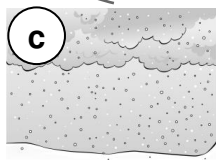


# 1 Look and complete. Then match.

snowing    raining    cold    windy    sunny    hot

1 r a i n i n g

2 w \_ \_ \_ y

3 h \_ \_ \_



4 s \_ \_ \_ w \_ \_ \_ g

5 s \_ \_ \_ \_ y

6 c \_ \_ \_ \_

## 2 Circle the correct words.

1 It's cold. Put on / Don't put on your coat.

2 It's windy. Put on / Don't put on your hat.

3 It's sunny. Put on / Don't put on your sun cream.

4 It's hot. Put on / Don't put on your coat.

## 3 Look and complete.



wear coats



make a  
s \_ \_ \_ \_



go i \_ \_ \_ \_  
s \_ \_ \_ \_



fly a k \_ \_ \_ \_


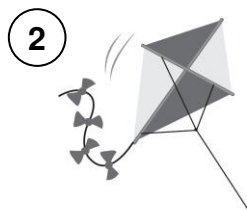


go o \_ \_ \_ \_


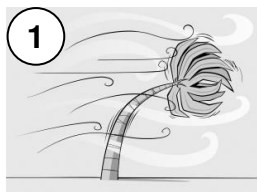
## 4 Look and write.



bike

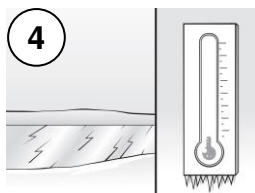



# 1 Look and complete.



It's windy. Let's fly a kite.

It's \_\_\_\_\_. Let's \_\_\_\_\_.



It's \_\_\_\_\_. Let's \_\_\_\_\_.

It's \_\_\_\_\_. Let's \_\_\_\_\_.

## 2 Write sentences.

1 (snowing / make a snowman)

When it's snowing, we make a snowman.

2 (raining / not go outside)

\_\_\_\_\_

3 (sunny / put on sun hats)

\_\_\_\_\_


4 (windy / fly kites)

\_\_\_\_\_

## 3 Look and complete.



The boy rides  
\_\_\_\_\_.



The girl  
\_\_\_\_\_.

## 4 Answer the questions about you.

1 What do you do when it's sunny?

\_\_\_\_\_

2 What do you do when it's cold?

























\_\_\_\_\_

3 What's your favourite type of weather?

\_\_\_\_\_

1 Look at the pattern. Draw and write what comes next.

windy sunny raining snowing

1							<u>sunny</u>
2							_____
3							_____
4							_____

2 Read and complete the sentences.

Put open put Don't Open

1

It's hot. Open the window, please. Don't put on your coat!




2

It's cold. Put on your coat, please. Don't open the door!




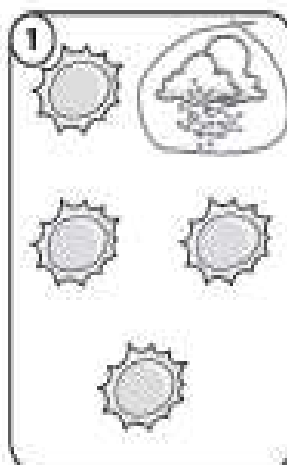


What's the weather like today?  
Write and draw the weather.

It's \_\_\_\_\_.



1 Circle the odd-one-out. Write.



It's snowing.

2 Look and complete.

Don't open Put cold put Don't put hot



It's cold on  
your coat, please.  
\_\_\_\_\_ the door!







It's sunny and \_\_\_\_\_.  
\_\_\_\_\_ on your sun hat, please.  
\_\_\_\_\_ on your gloves!

What's the weather like today? Write the weather and an activity.

It's \_\_\_\_\_.

Let's \_\_\_\_\_.

## 1 Look and answer.

- ①  What's the weather like? It's windy.
- ②  What's the weather like? \_\_\_\_\_
- ③  What's the weather like? \_\_\_\_\_
- ④  What's the weather like? \_\_\_\_\_

## 2 Look and write.



(hot / not put on / coat)



(cold / not open / door)



(sunny / put on / sun hat / please)

Choose a type of weather and write two activities.

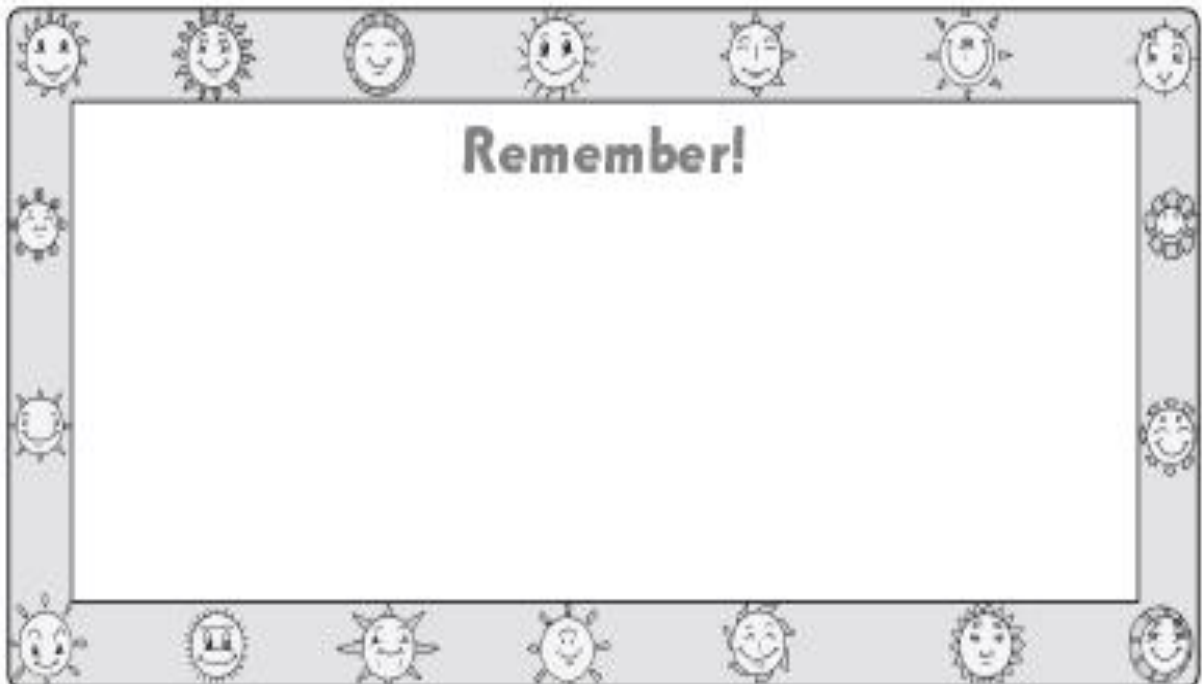
It's \_\_\_\_\_  
 \_\_\_\_\_



1 Look and draw ☀ or ☹ .



2 Draw.



GO AWAY, MOLLY!

## What does Max think, feel and say?

What does Max think and feel when Molly chases the ball? What do you think he says? Write in the bubbles.

\_\_\_\_\_

\_\_\_\_\_

\_\_\_\_\_

\_\_\_\_\_


\_\_\_\_\_

\_\_\_\_\_

\_\_\_\_\_

\_\_\_\_\_

\_\_\_\_\_



## BODY INVADERS

### Germ fact file

Look in the book and find some information about germs. You can use the contents page to help you. Then find a fact and write it in the *Did you know?* box.

#### Fact file about germs

A germ is \_\_\_\_\_ Germs get into your body by \_\_\_\_\_

\_\_\_\_\_

\_\_\_\_\_



Body fights back by \_\_\_\_\_ We can protect our bodies by \_\_\_\_\_

1 \_\_\_\_\_ 1 \_\_\_\_\_

2 \_\_\_\_\_ 2 \_\_\_\_\_

3 \_\_\_\_\_ 3 \_\_\_\_\_

Did you know?



➤ **COPY THE FOLLOWING**

hot cold sunny windy raining snowing wet warm

[illegible]

weather go inside go outside go high go ice skating

[illegible]

➤ COPY THE FOLLOWING

raincoat sun hat sunglasses make a snow man line

تم تحميل هذا الملف من  
موقع المناهج البحرينية

alManahj.com/bh

the weather news catch quick fast wear put on





## UNIT (8) LOOK AT ALL THE ANIMALS!

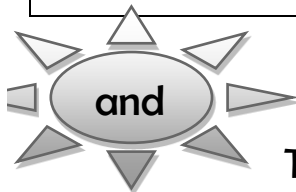
### VOCABULARY

farm animals	حيوانات مزرعة	beak	منقار	delicious	لذيذ
cow	بقرة	feathers	ريش	wonderful	رائع
goat	عزرة	wings	أجنحة	popular	محبوب
horse	حصان	hungry	جوعان	farmer	فلاح
sheep	خروف	thirsty	عطشان	visitor	زائر
donkey	حمار	quiet x loud	هادئ x عالي الصوت	traditional	تقليدي
goose	أوزة	slow x fast	بطيء x سريع	dates	تمر
hen	دجاجة	ill x fit	مريض x صحيح	fruit	فواكه
chick	كتكوت	happy x sad	سعيد x حزين	vegetables	خضروات
attract	يجذب	artist	فنان	yoghurt	زبادي
buy	يشترى	fresh food	طعام طازج	stone	حجر
paint	يرسم بالفرشاة	nature	طبيعة	rope	حبل
spend	يقضي	art section	قسم الفن	bone	عظم
enjoy	يستمتع	stallholders	الباعة	cotton	قطن
Hurry up!	أسرع !	market	سوق	wool	صوف

### GRAMMAR

#### THE COMPARISON "COMPARATIVES"


1) The horse is <u>bigger than</u> the goat.	
2) The girl is <u>taller than</u> the boy.	
3) The sheep is <u>smaller than</u> the cow.	
4) The goat is <u>faster than</u> the donkey.	



→ is used to connect affirmative sentences. (في حالة الإثبات).

This is a donkey. / This is a goose.

This is a donkey and this is a goose.



→ is used to connect negative sentences. (في حالة النفي).

I don't like tea. / I don't like coffee.

I don't like tea or coffee.



1 Find and circle the words. Then write.

cow goats sheep horse donkey goose

1 COW

2 \_\_\_\_\_


3 \_\_\_\_\_

4 \_\_\_\_\_

5 \_\_\_\_\_

6 \_\_\_\_\_


2 Circle the correct word.




The cow is **bigger** / smaller than the sheep.



The boy is **taller** / shorter than the girl.




The goat is **bigger** / smaller than the horse.



The girl is **taller** / shorter than the boy.


3 Order the letters.




dluo  
loud



tuqie  
\_\_\_\_\_




fsta  
\_\_\_\_\_




wlso  
\_\_\_\_\_

4 Look and write.

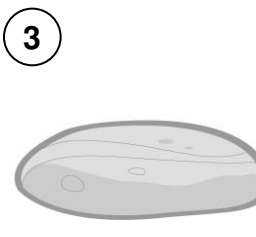
rope nose stone home bone




nose




\_\_\_\_\_



\_\_\_\_\_




\_\_\_\_\_



\_\_\_\_\_

1 Find and circle the words. Then write.

horse fks sheep lodonkey gar cow iagooselgkgoatls



horse

2 Look and tick (✓) or cross (✗). Write.



The cow is smaller than the sheep.

✗ bigger

The boy is taller than the girl.

\_\_\_\_\_


The goat is bigger than the horse.

\_\_\_\_\_

The boy is shorter than the girl.

\_\_\_\_\_

3 Look and complete.



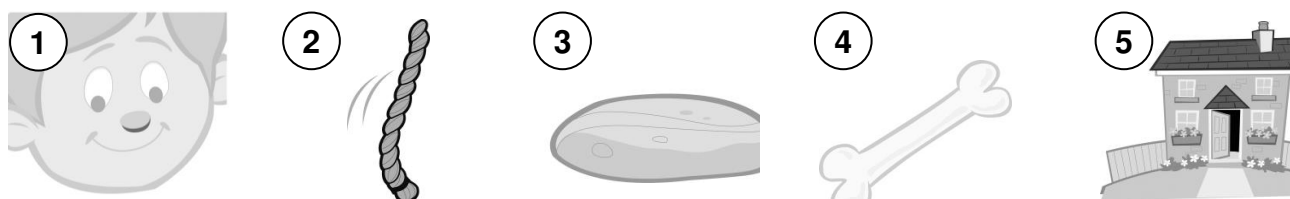
l o u d

q \_ \_ \_ \_

f \_ \_ \_ \_

s \_ \_ \_ \_


4 Look and write.



nose

# 1 Write the words in the correct place.

1




2



3



4



Animals


horse

Adjectives

## 2 Look and write.

bigger smaller taller shorter

1



The cow is bigger than  
the sheep.

The sheep is smaller  
than the cow.

2



The boy is \_\_\_\_\_

The girl is \_\_\_\_\_

3



The goat is \_\_\_\_\_

The horse is \_\_\_\_\_

4



The girl is \_\_\_\_\_

The boy is \_\_\_\_\_

## 3 Look and complete.

home bone dog mop

1



The dog has got a \_\_\_\_\_. There is a \_\_\_\_\_ in my \_\_\_\_\_.

2



## 4 Answer the questions for you.

1 Is your bedroom bigger than your classroom?

\_\_\_\_\_

2 Is your school bigger than your house?


\_\_\_\_\_

3 Are you taller than your best friend?

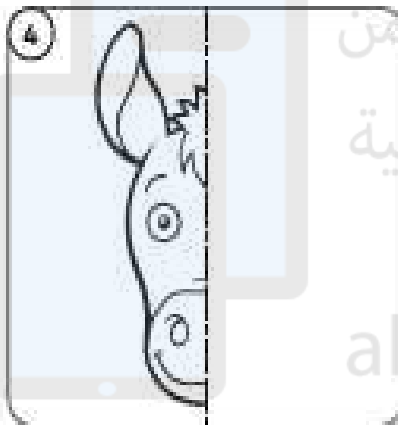
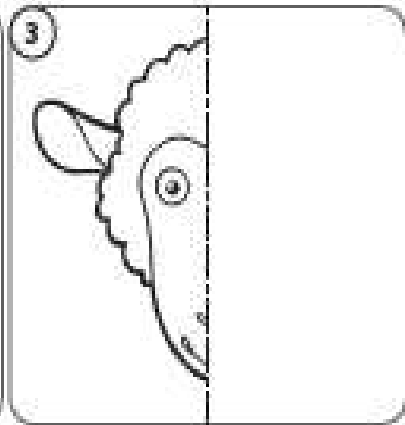
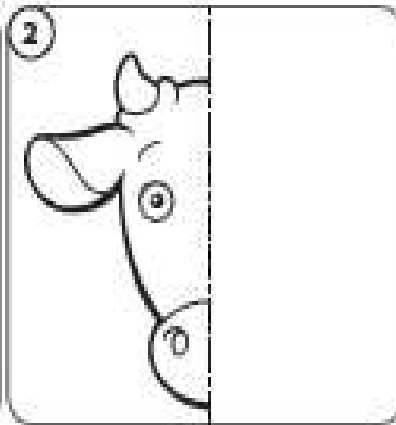
\_\_\_\_\_

# 1 Draw and write.



cow sheep donkey goat goose horse



goat



# 2 Complete the sentences.



1 The monkey is louder than the snake.

(loud / quiet)

2 The tiger is \_\_\_\_\_ than the sheep.

(slow / fast)


3 The cat is \_\_\_\_\_ the cow.

(big / small)

4 The giraffe is \_\_\_\_\_ the horse.

(tall / short)

# 1 Look and write.



1 COW

4 \_\_\_\_\_

تم تحميل هذا الملف من

5 \_\_\_\_\_ 6 \_\_\_\_\_

موقع المناهج البحرينية

## 2 Look and write.



1 The monkey is louder than the snake . (loud / quiet)

2 The tiger is \_\_\_\_\_ . (slow / fast)


3 The cat is \_\_\_\_\_ . (big / small)

4 The giraffe is \_\_\_\_\_ . (tall / short)

Write about you. Draw yourself and a friend.  
Write two sentences using *taller* and *shorter*.

I'm \_\_\_\_\_ than \_\_\_\_\_.

\_\_\_\_\_ than \_\_\_\_\_.



## 1 Look and complete.




- 1 The horse is bigger than the cow.
- 2 The \_\_\_\_\_ is smaller than the sheep.
- 3 The \_\_\_\_\_ and horse are bigger than the sheep.
- 4 The goose and \_\_\_\_\_ are smaller than the cow.

## 2 Look and write.




The snake is quieter than  
the monkey. \_\_\_\_\_ (quiet)



\_\_\_\_\_ (fast)



\_\_\_\_\_ (small)




\_\_\_\_\_ (tall)

Write about you. Draw yourself and a friend.  
Write sentences using *taller* and *shorter*.

I'm \_\_\_\_\_.

\_\_\_\_\_





1 Who's tall? Who's short? Who's big? Who's small? Match.



tall short big small



tall short big small



tall short big small



tall short big small

2 Draw.



## BUZZ OFF!

### True or false?

- 1 Max finds the ants on the floor.
- 2 Miss Jones thinks the bugs come in the window.
- 3 The ants are all going in different directions.
- 4 The bugs like the healthy foods.
- 5 Max's plan is for everyone to hold a sweet for the bugs to follow.
- 6 Miss Jones doesn't understand why there aren't any bugs.

☐☐☐☐☐☐

How do the children get rid of the bugs?  
Write two sentences. Use the words to help you.

follow    sweets    cupboard    bin    poster

---

---

---

---

---

---



## WHEN ANIMALS

### Animal invaders

Look in the book and find out the answers to these questions. Write the answers under the pictures. You can use the contents and index pages to help you.

1 Why do people have to keep their food safe?



---

---

2 Why do polar bears invade the town?



---

---

3 How do the raccoons get into the houses?



---

---

4 How do people invade animal homes?



---

---

Write your own question to ask about one of the animals.

---

---



➤ **COPY THE FOLLOWING**

farm animals cow goat horse sheep donkey goose hen

[illegible]

chick beak feathers wings fresh nature artist

[illegible]

➤ COPY THE FOLLOWING

attract buy paint spend enjoy Hurry up! ill fit

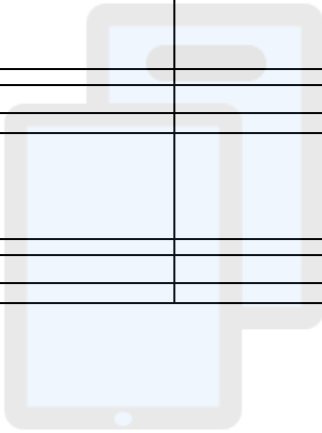
تم تحميل هذا الملف من  
موقع المناهج البحرينية

alManahj.com/bh

hungry thirsty loud quiet happy sad dates fruit

➤ **COPY THE FOLLOWING**

delicious wonderful popular farmer visitor cotton

[illegible]

vegetables yoghurt stone rope bone wool market

[illegible]

## UNIT (9) LOOK AT THE PHOTOS!

### VOCABULARY

kind	طيب/نوع	flat	شقة	costume	زي "الباس"
naughty	مشاغب	duck	بطة	fluffy tail	ذيل رقيق
wet	مبلل	tidy x untidy	مرتب x معفوس	proud of you	فخور بك
dry	جاف	floor	أرضية	playground	ملعب
fridge	ثلاجة	rubbish	زبالة	holiday	إجازة
photo	صورة فوتوغرافية	dirty x clean	متسخ x نظيف	June	شهر يونيو
fireman	رجل إطفاء	vet	طبيب بيطري	flute	مزمارة
builder	عامل بناء	play	يلعب/مسرحية	tube	أنبوب
nurse	ممرضة	party	حفلة	cube	مكعب
policeman	شرطي	fun	مرح	a puzzle cube	مكعب الألغاز
photo album	ألبوم صور	everyone	كل واحد	a poster	بنر
look forward to	يشتاق إلى	after x before	بعد x قبل	brilliant	متألق
favourite	مفضل	surprise	مفاجأة	primary 3	ثالث ابتدائي
birthday	عيد ميلاد	bin	سلة مهملات	celebration	احتفال

### GRAMMAR

#### VERB TO BE "IN THE PAST"

I  
He  
She  
It

was


We  
They  
You

were

- (1) She was kind.  
Was she kind?  
Yes, she was.      No, she wasn't.
- (2) They were wet.  
Were they wet?  
Yes, they were.      No, they weren't.
- (3) He was naughty.  
Was he naughty?  
Yes, he was.      No, he wasn't.
- (4) You weren't dry.
- (5) She wasn't cold.



# 1 Look and circle.




fridge / photo



dry / wet



kind / fridge



naughty / wet

## 2 Read and match.

1 He was naughty.


2 She was kind.

3 They weren't wet.

4 She wasn't cold.



## 3 Order the letters.




y d t i

tidy



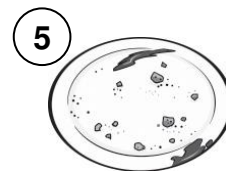
t d i n y u



r l o f o

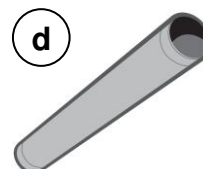
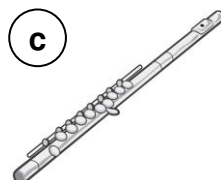
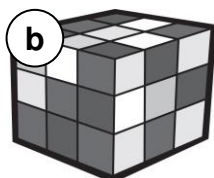


b h i s r u b



r d i y t

## 4 Look and match.



1 cube

b

2 flute

—

3 tube

—

4 June


—

# 1 Look and write.

fridge naughty photo wet dry kind



naughty



# 2 Order the words.

1 naughty / . / was / He

He was naughty.

2 was / She / . / kind

3 . / wet / were / You

4 I / . / tired / was

5 weren't / wet / They / .

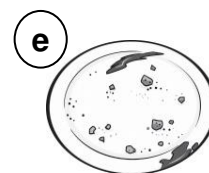
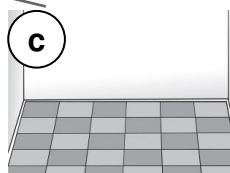
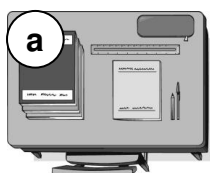
6 cold / She / . / wasn't

# 3 Look and match.

1 floor

2 untidy

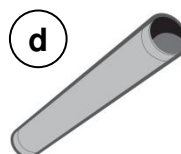
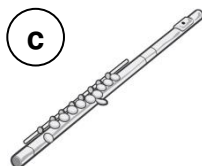
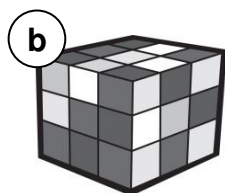
3 rubbish



4 tidy

5 dirty

# 4 Complete the words. Then match.




1 c u b e      b

2 f \_ \_ \_ \_ \_

3 t \_ \_ \_ \_

4 J \_ \_ \_ \_

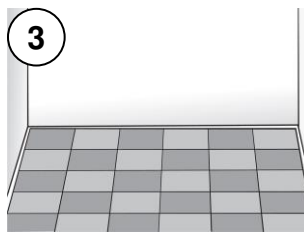
# 1 Complete the words. Then write O for object or A for adjective.




1 photo ☐



2 n ☐



3 f ☐




4 k ☐



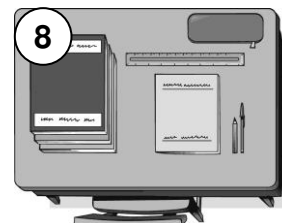
5 f ☐



6 u ☐



7 w ☐



8 t ☐

## 2 Look and write. Use was, wasn't, were and weren't.

kind naughty hot dry



They were kind.



## 3 Look and complete. What can you see?



1 tube

2 J

3 f

4 c

## 4 Answer the questions for you.

1 Were you cold yesterday?

\_\_\_\_\_

2 Were you kind yesterday?

\_\_\_\_\_

3 Were you happy yesterday?

\_\_\_\_\_

# 1 Look and complete.

wet untidy sad kind



The dogs were wet.



My brother was kind.



The bedroom was untidy.



The children were sad.

# 2 Choose and write.

alManahj.com/bh



1 The party was fun.  
(was / were)

2 Dad wasn't happy.  
(wasn't / weren't)

3 The living room was  
very untidy. (was / were)

4 The balloons were on  
the floor. (was / were)

5 Mum was happy.  
(was / were)

6 My bedroom wasn't tidy.  
(wasn't / was)



1 Circle the false word. Write the correct word.



My brother was naughty kind



The dogs were dry.




The bedroom was tidy.



The children were happy.

2 Complete the sentences.

was wasn't were



The party <sup>1</sup> was fun, but Dad

<sup>2</sup> wasn't happy! The living room

<sup>3</sup> very untidy and Dad

<sup>4</sup> angry! The cake

<sup>5</sup> on the chair and the

balloons <sup>6</sup> on the floor.

But Mum <sup>7</sup> happy.


My bedroom <sup>8</sup> tidy.

1 Look. Write two sentences for each picture.

tidy naughty happy dry sad untidy kind wet



The dogs weren't dry . (x)  
They were wet. (✓)



The children \_\_\_\_\_ . (x)  
 \_\_\_\_\_ . (✓)




The bedroom \_\_\_\_\_ . (x)  
 \_\_\_\_\_ . (✓)



My brother \_\_\_\_\_ . (x)  
 \_\_\_\_\_ . (✓)

2 Look and write. Use *was* or *were*.

untidy angry chair floor



1 Dad was angry \_\_\_\_\_ .

2 The living room \_\_\_\_\_ .

3 The cake \_\_\_\_\_ on \_\_\_\_\_ .

4 The balloons \_\_\_\_\_ on \_\_\_\_\_ .

What's your favourite memory?

Write and draw.

It was \_\_\_\_\_ .

I was \_\_\_\_\_ .



1 Complete the sentences.

ساريا سوما لاي ملا دا لولا

1

Bru sh your hl .

2

H  p your m   and d   .

3

Are you c  d? Here's your c  t.

4

E  t s  l  d!

5

T  dy your cl    r  m.

6

My friends are t  l and s  ll!

2 Match the sentences with the pictures.





CHARLIE SMITH, SUPER KID!

## Superkid saves the city

Make up a new story about Superkid.

### Beginning

Setting – Where does your story take place?

---

Characters – Who is in your story?

---

### Middle

Main event – What happens to your characters?

---

Senses – What do they see, hear and feel?

---

### End

What happens to your characters?

---



**BE QUIET!**

## The animals' meeting

The animals have a meeting about what they can do to make the farm quiet and help Old MacDonald. What do all the animals say they can do? Complete the dialogue.

The horse: Hello, everyone. What can we do to solve the problem of noise on the farm?

The cow: We can moo quietly.

Everyone: Good idea.

The sheep: \_\_\_\_\_

Everyone: \_\_\_\_\_

The dog: \_\_\_\_\_

Everyone: \_\_\_\_\_

The cockerel: \_\_\_\_\_

Everyone: \_\_\_\_\_

The hen: \_\_\_\_\_

Everyone: \_\_\_\_\_

The next day

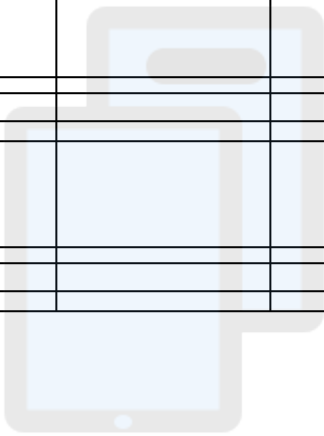
Old MacDonald: \_\_\_\_\_



➤ **COPY THE FOLLOWING NEATLY:**

Kind naughty wet dry fridge birthday photo album

تم تحميل هذا الملف من  
موقع المناهج البحرينية



تم تحميل هذا الملف من			
موقع المناهج البحرينية			

fireman builder nurse policeman vet favourite

[illegible]

➤ **COPY THE FOLLOWING**

[illegible]

alManahj.com/bh

[illegible]

➤ **COPY THE FOLLOWING**

[illegible][illegible]

## UNIT (5)

(1)

1	<hr/> <hr/> <hr/> <hr/> <hr/>
2	<hr/> <hr/> <hr/> <hr/> <hr/>
3	<hr/> <hr/> <hr/> <hr/> <hr/>
4	<hr/> <hr/> <hr/> <hr/> <hr/>
5	<hr/> <hr/> <hr/> <hr/> <hr/>
6	<hr/> <hr/> <hr/> <hr/> <hr/>
7	<hr/> <hr/> <hr/> <hr/> <hr/>
8	<hr/> <hr/> <hr/> <hr/> <hr/>
9	<hr/> <hr/> <hr/> <hr/> <hr/>
10	<hr/> <hr/> <hr/> <hr/> <hr/>

## UNIT (6) DICTATION

(1)

(2)

(3)

1			
2			
3			
4			
5			
6			
7			
8			
9			
10			



## UNIT (7) DICTATION

(1)

(2)

(3)

1			
2			
3			
4			
5			
6			
7			
8			
9			
10			

## UNIT (8) DICTATION

(1)

(2)

1		
2		
3		
4		
5		
6		
7		
8		
9		
10		

## UNIT(9) DICTATION

(1)

(2)

(3)

1			
2			
3			
4			
5			
6			
7			
8			
9			
10			

Done by: Mr. Mohamed Tawfik