

تم تحميل هذا الملف من موقع المناهج البحرينية



## Final Test Revision For Grade 3

[موقع المناهج](#) ← [المناهج البحرينية](#) ← [الصف الثالث](#) ← [لغة انجليزية](#) ← [الفصل الثاني](#) ← [الملف](#)

تاريخ إضافة الملف على موقع المناهج: 13:58:18 2024-05-14

## التواصل الاجتماعي بحسب الصف الثالث



اضغط هنا للحصول على جميع روابط "الصف الثالث"

## روابط مواد الصف الثالث على تلغرام

[الرياضيات](#)

[اللغة الانجليزية](#)

[اللغة العربية](#)

[التربية الاسلامية](#)

## المزيد من الملفات بحسب الصف الثالث والمادة لغة انجليزية في الفصل الثاني

[Grade3\\_practice test](#)

1

[second semester 2022/2024](#)

2

[فقرات اللغة الإنجليزية](#)

3

[أسئلة امتحان اللغة الإنجليزية](#)

4

[نشاط اللغة الإنجليزية](#)

5



KINGDOM OF BAHRAIN

Ministry of Education

Alalaa Alhadrami Boys School



مملكة البحرين  
وزارة التربية والتعليم  
مدرسة العلاء الحضرمي الابتدائية للبنين

# Final Test Revision For Grade 3



Name:

# Note:

Please study from the notebook, workbook, classbook. Not only from this revision.

good  
\*LUCK



# Unit 5



ماذا ندرس في الوحدة الخامسة؟

What to study in unit 5

Phonics	Unit words Extra كلمات الوحدة الإضافية	Unit Grammar قواعد الوحدة	Unit words كلمات الوحدة
Consonant blends (sm-sn-sk-st)  Stairs Smile Snake Star Sky Snow Skates Small  كتابة الكلمات ومعرفة معاني الكلمات	<ul style="list-style-type: none"><li>- In the morning</li><li>- In the afternoon</li><li>- In the evening</li><li>- At night</li></ul> <p>فهم الكلمات و القدرة على التفرقة بينهم.</p>	<p>What's the time? It's _____ o'clock. (one - two- three- four- five-six-seven-eight-nine- ten- eleven- twelve) <u>حفظ كيفية كتابة الأرقام بالحروف</u> <u>Present simple rule:</u>  He _____ at _____ o'clock. She _____ at _____ o'clock. مثال: -He get's up at one o'clock. -She goes to school at seven o'clock.  فهم القاعدة و تكوين جمل صحيحة باستخدامها.</p>	<ul style="list-style-type: none"><li>- Get up</li><li>- Have breakfast</li><li>- Go to school</li><li>- Go home</li><li>- Have dinner</li><li>- Go to bed</li></ul> <p><u>حفظ الكلمات</u></p>

كتابة فقرة writing paragraph

write a paragraph not fill in the blanks. كتابة الفقرة كاملة وليس الكلمات فقط

## My daily routine

Hello,

My name is \_\_\_\_\_. I am \_\_\_\_\_ years old. I get up at \_\_\_\_\_ in the morning. I have breakfast at \_\_\_\_\_. Then I go to school at \_\_\_\_\_. After that I have lunch at \_\_\_\_\_. At night, I have dinner at \_\_\_\_\_. Finally I go to bed at \_\_\_\_\_.

# The unit words:



Get up



Have breakfast




Go to school



Go home



Have dinner




Go to bed


# The unit grammar: What's the time?




It's two o'clock.




It's twelve o'clock.



It's three o'clock.



It's eight o'clock.




It's nine o'clock.



It's five o'clock.



It's ten o'clock.



It's six o'clock.



It's one o'clock.



It's eleven o'clock.



It's four o'clock.



It's seven o'clock.



# The unit grammar: present simple

He / She


goes to school  
goes to bed  
gets up  
has breakfast  
has dinner  
go home

at ..... o'clock.

## Examples:



He gets up at  
six o'clock.



He has breakfast  
at six o'clock.




He goes to school  
at eight o'clock.



He goes home  
at one o'clock.



He has dinner  
at nine o'clock.



He goes to bed  
at ten o'clock.

# Extra words:

In the morning



In the afternoon



In the evening



At night




# Examples:

In the morning, I



get up



have breakfast



go to school

.

In the evening, I



have dinner

.

In the afternoon, I



go home

.

At night, I



go to bed

.




# Phonics: sm - sn- st- sk



Snake



Snow



Small



Smile



Sky



Skate



Star



Stair

# Let's practice

After learning from the book,  
workbook and notebook.





Check your understanding by doing the  
following exercise.

بعد الدراسة من الكتاب، الكراسة والدفتر  
تأكد من دراستك من خلال حل الأنشطة التالية.



# Part 1: Listening

A. Listen and number the pictures.



B. Listen and choose the correct picture.

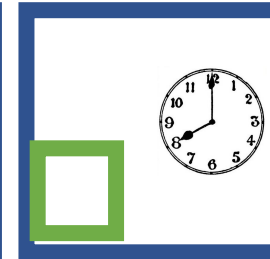



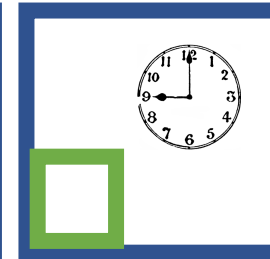


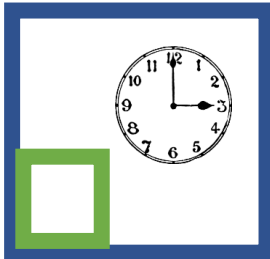

1

2

3

4


5




# Part 1: Listening

C. Listen and choose the correct picture:


1. I get up at:



2. I go to school at:




3. I have lunch at:



4. I play in the garden at:





5. I have a shower at:





## Part 2: Reading


A. Read and choose the correct answer:

1. I _____ six o'clock.			
go to bed	get up	go to school	

2. I _____ six o'clock.			
go to bed	get up	go to school	

3. I _____ six o'clock.			
go to bed	get up	have breakfast	


4. I _____ six o'clock.			
have dinner	get up	go to school	

5. I _____ six o'clock.			
go home	go to bed	go to school	


## Part 2: Reading

B. Read and choose the correct picture:

1. I go to school at seven o'clock.



2. I have breakfast at eight o'clock.




3. I go home at one o'clock.



4. I play in the garden at four o'clock.



5. I go to bed at ten o'clock.





## Part 2: Reading

C. Read and answer the questions:

My name is Ahmed and this is my dad.

In the morning, we get up at six o'clock.

I go to school at seven o'clock. My dad goes to work at eight o'clock.

In the afternoon, I go home at one o'clock. My dad goes home at three o'clock.

In the evening, I have my dinner at eight o'clock. My dad has dinner at nine o'clock.

At night, I go to bed at nine o'clock. My dad goes to bed at eleven o'clock.

What time does Ahmed get up?

\_\_\_\_\_.

What time does Ahmed's dad get up?

\_\_\_\_\_.

What time does Ahmed go home?

\_\_\_\_\_.

What time does Ahmed's dad go home?

\_\_\_\_\_.

What time does Ahmed go to bed?

\_\_\_\_\_.

What time does Ahmed's dad go to bed?

\_\_\_\_\_.

## Part 2: Reading

D. Read and complete the sentences: present simple

1. He \_\_\_\_\_ up at six o'clock. (get)
2. He \_\_\_\_\_ breakfast at seven o'clock. (have)
3. He \_\_\_\_\_ to school at eight o'clock (go)
4. He \_\_\_\_\_ lunch at two o'clock. (have)
5. He \_\_\_\_\_ dinner at eight o'clock . (have)
6. He \_\_\_\_\_ to bed at nine o'clock. (go)

E. Write the words:

In the  
afternoon


At  
night

In the  
morning

In the  
evening



F. Write the word under the picture:



\_\_ ake

\_\_ at

\_\_ all

\_\_ ile



\_\_ ate


\_\_ y

\_\_ airs

\_\_ ow

# Part 3: writing

A. Write the daily routine under the picture:



B. Write comparative sentences:



He get's up at six o'clock in the morning.



## Part 3: writing

C. Complete the paragraph:

### My daily routine

Hello,

My name is \_\_\_\_\_. I am \_\_\_\_\_ years old. I get up at \_\_\_\_\_ in the morning. I have breakfast at \_\_\_\_\_. Then I go to school at \_\_\_\_\_. After that I have lunch at \_\_\_\_\_. At night, I have dinner at \_\_\_\_\_. Finally, I go to bed at \_\_\_\_\_.

C. Write a the paragraph:

Hello,

My \_\_\_\_\_

---

---

---

---

---

---

---

---

---

---

# Unit 6



ماذا ندرس للإختبار؟

What to study for the test

Phonics	Unit words Extra كلمات الوحدة الإضافية	Unit Grammar قواعد الوحدة	Unit words كلمات الوحدة
Words with long a + magic e  Face Lake Plane gate	<ul style="list-style-type: none"><li>- Supermarket</li><li>- Bank</li><li>- Zoo</li><li>- Station</li><li>- Garage</li></ul> <p>فهم الكلمات و القدرة على التفرقة بينهم.</p>	<p>Does he work in a _____? Yes, he does No, he doesn't</p> <p>Does she work in a _____? Yes, she does No, she doesn't</p> <p>He works in a _____. She works in a _____.</p>	<ul style="list-style-type: none"><li>- School</li><li>- Airport</li><li>- Fire station</li><li>- Police station</li><li>- Shop</li><li>- school</li></ul> <p><u>حفظ الكلمات</u></p>

كتابة فقرة writing paragraph

Hello,

My name is \_\_\_\_\_. I am \_\_\_\_\_ years old. My mum works in a bank. My dad works in a hospital. My grandpa works in a school. My big sister works in a shop. My brother works in a police station.

# The unit words:



School



Airport



Police station



Fire station



Shop




Hospital

# Extra words:



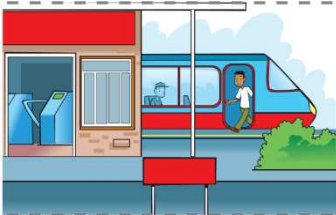
Garage



Zoo



Supermarket




Station



Bank

# Phonics: long vowel a + magic e



plane



cake



face



gate



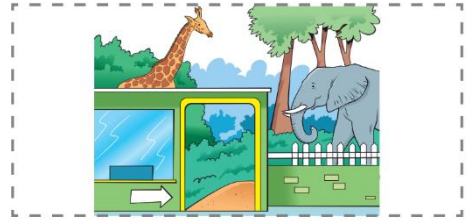
Lake



# The unit grammar: What's the time?

Where does he work?

He works in a zoo.



Where does she work?

She works in a shop.



Where does he work?

He works in an airport.




Where does she work?

She works in a bank.



Where does he work?

He works in a hospital.



# The unit grammar:

Does he works in a shop?

Yes, he does  
No, he doesn't

Does she works in a shop?

Yes, she does  
No, she doesn't

Does he works in a shop?

Yes, he does



Does he works in a school?

No, he doesn't



Does she works in a bank?

Yes, she does



Does he works in a shop?

No, he doesn't



# Let's practice

After learning from the book,  
workbook and notebook.

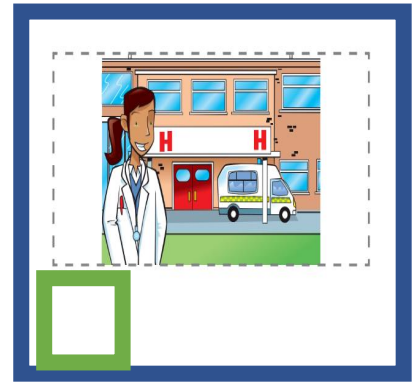


Check your understanding by doing the  
following exercise.

بعد الدراسة من الكتاب، الكراسة والدفتري  
تأكد من دراستك من خلال حل الأنشطة التالية.



# Part 1: Listening

A. Listen and number the pictures.



B. Listen and choose the correct picture.



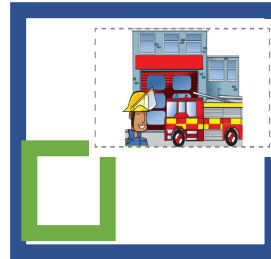

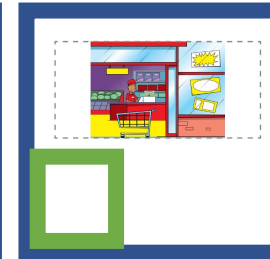



1

2

3

4



5



# Part 1: Listening

C. Listen and choose the correct picture:

1. My dad works in a :



2. My mum works in a :



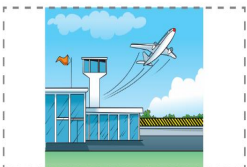
3. My sister works in a :



4. My brother works in a :





5. My grandpa works in a :





## Part 2: Reading


A. Read and choose the correct answer:

1. He works in a			
school	Supermarket	zoo	

2. He works in a			
station	zoo	Bank	

3. He works in a			
shop	Airport	station	

4. He works in a			
bank	hospital	shop	



5. He works in a			
Zoo	Police station	Fire station	



## Part 2: Reading

B. Read and choose the correct picture:


1. He works in a supermarket.




2. She works in an airport .



3. He works in a hospital.



4. He goes to school.



5. He works in a fire station.



## Part 2: Reading

C. Read and answer the questions:

### In future

My name is Omar. These are my friends in the future.

Mohammed works in a zoo. Ali works in a shop.

Nasser works in a fire station. Abdulla works in a police station. Mazen works in a school. And I work in a hospital.

Where do they work?

Mohammed

Ali

Nasser

Abdulla

Mazen

Omar

## Part 2: Reading

D. Read and complete the sentences:

Zoo - hospital - school - police station - fire station

1. He is a doctor. He works in a \_\_\_\_\_.
2. She is a teacher, she works in a \_\_\_\_\_.
3. She is a police. She works in a \_\_\_\_\_.
4. He is a firefighter, he works in a \_\_\_\_\_.
5. He is a zookeeper. He works in a \_\_\_\_\_.

E. Write the word under the picture:


lake

gate

plane

face

cake



## Part 2: Reading

F. Look at the pictures and choose the correct answer:

Does she work in a hospital?

- Yes, she does.
- No, she doesn't.



Does she work in a shop?

- Yes, she does.
- No, she doesn't.



Does he work in an airport?

- Yes, he does.
- No, he doesn't.



Does he work in a school?

- Yes, he does.
- No, he doesn't.



Does she work in a fire station?

- Yes, she does.
- No, she doesn't.



Does she work in a hospital?

- Yes, she does.
- No, she doesn't.



Does she work in a shop?

- Yes, she does.
- No, she doesn't.



Does he work in an airport?

- Yes, he does.
- No, he doesn't.



Does he work in a fire station?

- Yes, he does.
- No, he doesn't.






Does she work in a school?

- Yes, she does.
- No, she doesn't.



# Part 3: writing

A. Write the place's name under the picture:



B. Write comparative sentences:



He works in an airport.



## Part 3: writing

C. Complete the paragraph:

Hello,

My name is \_\_\_\_\_. I am \_\_\_\_\_ years old. My mum works in a \_\_\_\_\_. My dad works in a \_\_\_\_\_. My grandpa works in a \_\_\_\_\_. My big sister works in a \_\_\_\_\_. My brother works in a \_\_\_\_\_.

C. Write the paragraph:

Hello,

---

---

---

---

---

---

---

---

---

---



# Unit 7



ماذا ندرس للاختبار؟

What to study for the test

Phonics	Unit words Extra كلمات الوحدة الإضافية	Unit Grammar قواعد الوحدة	Unit words كلمات الوحدة
Words with long i+ magic e  Line Bike Kite Nine White  كتابة الكلمات ومعرفة معاني الكلمات	<ul style="list-style-type: none"><li>- Fly a kite.</li><li>- Ride a bike.</li><li>- Go outside.</li><li>- Go ice skating.</li><li>- Make a snowman,</li><li>- Wear a coat.</li></ul> <p>فهم الكلمات و القدرة على التفرقة بينهم.</p>	<p>What's the weather like? -It's sunny. -It's windy. -It's raining. -It's_____.</p> <p>Part 2: Put on - Don't put on Open - Don't open.</p> <p>فهم القاعدة و تكوين جمل صحيحة باستخدامها.</p>	<ul style="list-style-type: none"><li>- Raining</li><li>- Windy</li><li>- Hot</li><li>- Cold</li><li>- Snowing</li><li>- Sunny</li></ul> <p><u>حفظ الكلمات</u></p>

كتابة جمل writing sentences

- When It's ..... , I .....

**Example:**

- When it's sunny, I go outside.

- When it's windy, I fly a kite.

**Writing a paragraph:**

Hello, My name is \_\_\_\_\_. I am \_\_\_\_\_ years old. Today it's hot. I can put on my sun hat. I can go outside. I can ride a bike. I can't put on my coat. I can't make a snowman. I can't open my umbrella.

# The unit words:



Hot



Windy



Cold



Sunny



Raining



snowing

# Extra words:



Fly a kite



Make a snowman



Go outside



Go ice skating



Wear a coat

# The unit grammar:

What's the weather like?



It's hot outside.



It's sunny outside.



It's windy outside.



It's cold outside.



It's raining outside.



It's snowing outside.

put on - don't put on- open- don't open

When it's cold, I put on my jacket.

When it's hot I don't put on my jacket.

When it's windy, I don't open the window.

When it's raining, I open the umbrella.

# The unit grammar:



When it's windy, I fly a kite.



When it's cold, I go ice skating.



When it's snowy, I make a snowman.



When it's hot, I go outside.




When it's cold, I wear a coat.

# Phonics: long vowel i + magic e



**Bike**



**Kite**



**Nine**



**White**




**Line**

# Let's practice

After learning from the book,  
workbook and notebook.

Check your understanding by doing the  
following exercise.





بعد الدراسة من الكتاب، الكراسة والدفتري  
تأكد من دراستك من خلال حل الأنشطة التالية.





# Part 1: Listening

A. Listen and number the pictures.



B. Listen and choose the correct picture.







Sunday

Monday

Tuesday

Wednesday

Thursday



# Part 1: Listening

C. Listen and choose the correct picture:

1. What's the weather today:



2. What's the weather today:



3. What's the weather today:



4. What's the weather today:








5. What's the weather today:



## Part 2: Reading

A. Read and choose the correct answer:

1. It's ..... today.			
windy	sunny	raining	
2. It's ..... today.			
snowing	hot	cold	
3. It's ..... today.			
hot	cold	windy	
4. It's ..... today.			
sunny	raining	snowing	
5. It's ..... today.			
raining	snowing	sunny	

## Part 2: Reading

B. Read and choose the correct picture:

1. It's sunny today.



2. It's windy today.



3. It's raining today.



4. It's snowing today.



5. It's cold today.



## Part 2: Reading

C. Read and answer the questions:

It's six o'clock in the morning. Here is the weather news. It's very cold outside. Wear warm coats and hats.

Here is the weather at nine o'clock. It's raining now. Don't forget to put on your umbrellas and your raincoats.

It's two o'clock in the afternoon. The weather now is sunny and hot. Don't forget to put on your sun hats and sunglasses.

It's seven o'clock and here is the weather. It's very windy outside now. It's a good time to fly a kite. But don't let your hats fly away!

- Write the time under the picture:



Answer the questions:

It's six o'clock

What's the weather?

What do you wear?

It's nine o'clock

What's the weather?

What do you wear?

It's two o'clock

What's the weather?

What do you wear?

It's seven o'clock

What's the weather?

What do you wear?



## Part 2: Reading

D. Read and complete the sentences:

~~put on~~ - don't put on - open - don't open - put on

The weather news:

Today is Sunday.

1. At 7 o'clock the weather is cold, put on your coat.
2. At 12 o'clock it's sunny, \_\_\_\_\_ your sunglasses.
3. At 2 o'clock the weather is hot, \_\_\_\_\_ your coat.
4. At 5 o'clock the weather is windy, \_\_\_\_\_ the window.
5. At 8 o'clock It's raining, \_\_\_\_\_ your umbrella.

fly a kite - make a snowman - ~~go ice skating~~  
go outside - ride a bike - wear a coat

1. When it's cold, I go ice skating.
2. When it's windy, I \_\_\_\_\_.
3. When it's snowing, I \_\_\_\_\_.
4. When it's sunny, I \_\_\_\_\_.
5. When it's hot, I \_\_\_\_\_.
6. When it's cold, I \_\_\_\_\_.

# Part 3: writing

A. Write the weather under the picture:



B. Write short sentences:



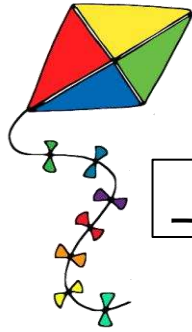
# Part 3: writing

C. Look at write the name under the picture:

white      kite      line      nine      bike



\_\_\_\_\_



\_\_\_\_\_

\_\_\_\_\_

9

\_\_\_\_\_



\_\_\_\_\_

\_\_\_\_\_

D. Look at the picture, and write a sentence:

fly a kite- make a snowman - go ice skating  
go outside -ride a bike- wear a coat

1. When it's cold, I go ice skating.



2. \_\_\_\_\_



3. \_\_\_\_\_



4. \_\_\_\_\_



5. \_\_\_\_\_



6. \_\_\_\_\_



## Part 3: writing

Example:

Hello, My name is \_\_\_\_\_. I am \_\_\_\_\_ years old. Today it's hot. I can put on my sun hat. I can go outside. I can ride a bike. I can't put on my coat. I can't make a snowman. I can't open my umbrella.

E. Write the paragraph: ( hot)

Hello,

---

---

---

---

F. Write the paragraph: ( cold)

Hello,

---

---

---

---

# Unit 8



ماذا ندرس للاختبار؟

What to study for the test

Phonics	Unit words Extra كلمات الوحدة الإضافية	Unit Grammar قواعد الوحدة	Unit words كلمات الوحدة
Words with long o + magic e  Nose Rope Stone Bone Home	- Loud - Quiet - Fast - Slow  <b>فهم الكلمات و القدرة على التفرقة بينهم.</b>	Comparative المقارنه Big >> is bigger than Small >> is smaller than Tall >> is taller than Short >> is shorter than  Writing sentences using the rule: - The _____ is <u>bigger</u> than the _____. - The _____ is <u>smaller</u> than the _____. - The _____ is <u>taller</u> than the _____. - The _____ is <u>shorter</u> than the _____.  <b>فهم القاعدة و تكوين جمل صحيحة باستخدامها.</b>	- Cow - Goat - Sheep - Horse - Donkey - Goose  <b><u>حفظ الكلمات</u></b>

**كتابة فقرة writing paragraph**

Hello,  
My name is \_\_\_\_\_. I am \_\_\_\_\_ years old. I like farms. In the farm I can see goats, cows and horses.  
I can't see lions, tigers and bears.


**كتابة فقرة writing paragraph**

Hello,  
My name is \_\_\_\_\_. I am \_\_\_\_\_ years old. I like zoos. In the zoo I can see lions, tigers and bears.  
I can't see goats, cows and horses.

# The unit words:



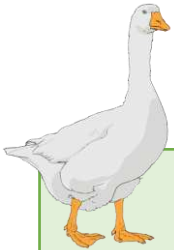
Cow



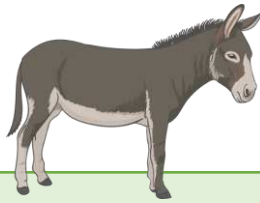
Goat



Sheep



Goose



Donkey



Horse

# Extra words:

Quiet

Loud

Fast

Slow





# The unit grammar:

## Adjectives:

fast

>

is faster than

slow

>

is slower

small

>

is smaller than

big

>

is bigger than

loud

>

is louder than

quiet

>

is quieter than

tall

>

is taller than

short

>

is shorter than

# The unit grammar:

## comparative

The A

+

is

+

Adjective + er

+

than

+

the B .

## Examples:

The horse is faster than the donkey.

The cow is slower than the sheep.

The sheep is smaller than the horse.

The cow is bigger than the sheep.

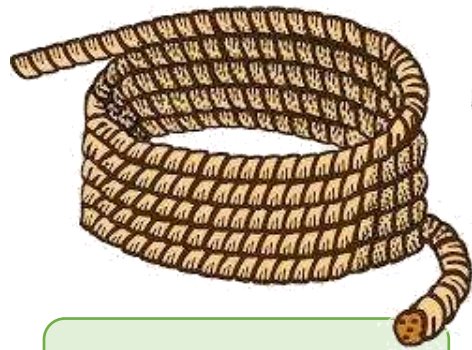
The goat is louder than the donkey.

The goose is quieter than the sheep.

The boy is taller than the girl.

The girl is shorter than the boy.

# Phonics: long vowel o + magic e



nose



stone



bone



rope



home

# Let's practice

After learning from the book,  
workbook and notebook.





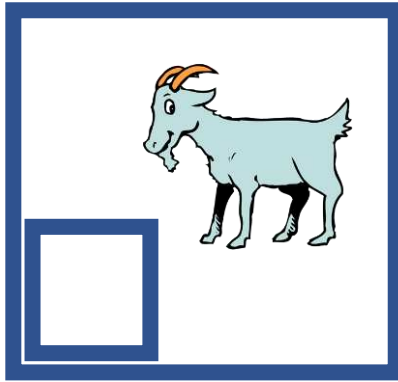

Check your understanding by doing the  
following exercise.

بعد الدراسة من الكتاب، الكراسة والدفتري  
تأكد من دراستك من خلال حل الأنشطة التالية.



# Part 1: Listening

A. Listen and number the pictures.



B. Listen and choose the correct picture.









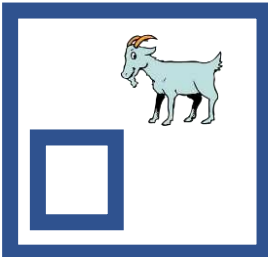

1

2

3

4

5




# Part 1: Listening

C. Listen and choose the correct picture:

1. In the farm I can see:




2. In the farm I can see:



3. In the farm I can see:



4. In the farm I can see:




5. In the farm I can see:








## Part 2: Reading


A. Read and choose the correct answer:

1. In the farm, I can see a			
goat	cow	sheep	

2. In the farm, I can see a			
horse	donkey	goat	

3. In the farm, I can see a			
donkey	goose	horse	


4. In the farm, I can see a			
goose	goat	cow	

5. In the farm, I can see a			
cow	horse	sheep	


## Part 2: Reading

B. Read and choose the correct picture:

1. It's a sheep.




2. It's a donkey.




3. It's a goose.



4. It's a goat.



5. It's a horse.



## Part 2: Reading

C. Read and answer the questions:

AlAreen zoo is one of the most famous zoos in Bahrain. It opens everyday between nine o'clock in the morning and eight in the evening.

People visits this zoo to see the animals, to eat delicious food and to play in the playground.

In the zoo, you can see deers, giraffes, ostriches, camels, horses and turtles.

But you can't see lions, tigers, bears and elephants.

What's the name of the zoo?

---

When does it open?

---

Why people visit the zoo?

---

What animals you can see?

---

What animals you can't see?

---

## Part 2: Reading

D. Read and complete the sentences:

1. The cow is bigger than the sheep. (big)
2. The turtle is \_\_\_\_\_ the rabbit. (slow)
3. The horse is \_\_\_\_\_ the donkey. (fast)
4. The cat is \_\_\_\_\_ the cow. (small)
5. Ahmed is \_\_\_\_\_ than Ali. (tall)
6. Ali is \_\_\_\_\_ Ahmed. (short)
7. Maya is \_\_\_\_\_ Noor. (quiet)
8. Noor is \_\_\_\_\_ Maya. (loud)

E. Write the word under the picture:

Nose

Rope

Stone





Bone

Home



# Part 3: writing

A. Write the animal's name under the picture:



B. Write comparative sentences:



The cow is \_\_\_\_\_ the sheep.



The goat is \_\_\_\_\_ the cow.



Ali Ahmed



## Part 3: writing

C. Complete the paragraph:

Hello,

My name is \_\_\_\_\_. I am \_\_\_\_\_ years old.

I like farms. In the farm I can see \_\_\_\_\_,  
\_\_\_\_\_ and \_\_\_\_\_.

I can't see \_\_\_\_\_, \_\_\_\_\_ and  
\_\_\_\_\_.

D. write the paragraph:

Hello,

My \_\_\_\_\_.

I like farms. In the farm \_\_\_\_\_

\_\_\_\_\_.

\_\_\_\_\_

\_\_\_\_\_.



## Part 3: writing

C. Complete the paragraph:

Hello,

My name is \_\_\_\_\_. I am \_\_\_\_\_ years old.

I like zoos. In the zoo I can see \_\_\_\_\_,  
\_\_\_\_\_ and \_\_\_\_\_.

I can't see \_\_\_\_\_, \_\_\_\_\_ and  
\_\_\_\_\_.

D. write the paragraph:

Hello,

My \_\_\_\_\_.

I like zoos. In the zoo \_\_\_\_\_

\_\_\_\_\_.

\_\_\_\_\_

\_\_\_\_\_.

# Unit 9



ماذا ندرس للإختبار؟

What to study for the test

Phonics	Unit words Extra كلمات الوحدة الإضافية	Unit Grammar قواعد الوحدة	Unit words كلمات الوحدة
Words with long u + magic e  Cute Tube Flute Tune June Cube  كتابة الكلمات ومعرفة معاني الكلمات	Tidy Untidy Clean Dirty Floor Rubbish  فهم الكلمات و القدرة على التفرقة بينهم.	He / she / it / I ( was- wasn't)  They - we- you) (were- weren't)  Example : - He was kind. - She was naughty. - They were wet. - You were dry.  فهم القاعدة و تكوين جمل صحيحة باستخدامها.	- Kind - Naughty - Wet - Dry - Photo - fridge  <u>حفظ الكلمات</u>

كتابة فقرة writing paragraph

Hello,

My name is \_\_\_\_\_. I am \_\_\_\_\_ years old. In grade three, I was happy. I was kind. I was quiet I was good. My friends were happy. They were naughty. They were loud. They were untidy.

# The unit words:




kind



Naughty



Photo



Fridge



Dry



Wet

# Extra words:



Tidy



Untidy



Floor



Rubbish



Dirty



Clean

# The unit grammar:

:

He  
She  
It  
I

+

was

+

adjective .

He was kind .

He  
She  
It  
I

+

wasn't

+

adjective .

She wasn't kind .

They  
We  
You

+

were

+

adjective .

We were kind .

They  
We  
You

+

weren't

+

adjective .

They weren't kind .

# Phonics: long vowel i + magic e



Cute



Cube



Tune



June



Tube




Flute

# Let's practice

After learning from the book,  
workbook and notebook.

Check your understanding by doing the  
following exercise.






بعد الدراسة من الكتاب، الكراسة والدفتر  
تأكد من دراستك من خلال حل الأنشطة التالية.





# Part 1: Listening

A. Listen and number the pictures.



B. Listen and choose the correct picture.








1

2

3

4

5



# Part 1: Listening

C. Listen and choose the correct picture:

In the photo, he was:




In the photo, she was:



3. In the photo, they were:



4. In the photo, we were:








5. In the photo, I was :



## Part 2: Reading

A. Read and choose the correct answer:

1. In the photo, he was:			
kind	wet	dry	
2. In the photo, he was:			
wet	kind	naughty	
3. In the photo, she was:			
wet	dry	dirty	
4. In the photo, he was:			
untidy	wet	kind	
5. In the photo, they were			
kind	naughty	tidy	

## Part 2: Reading

B. Read and choose the correct picture:

In the photo, he was kind.



In the photo, she was dry.



3. In the photo, they were naughty.



4. In the photo, we wet.



5. In the photo, I was wet.



## Part 2: Reading

C. Read and complete the sentences: (was- were)

1. She was dry.
2. They \_\_\_\_\_ wet.
3. We \_\_\_\_\_ naughty.
4. He \_\_\_\_\_ tidy.
5. I \_\_\_\_\_ kind.
6. It \_\_\_\_\_ loud.

D. Read and complete the sentences: (wasn't- weren't)

1. They weren't tidy.
2. He \_\_\_\_\_ dirty.
3. It \_\_\_\_\_ naughty.
4. We \_\_\_\_\_ happy.
5. You \_\_\_\_\_ untidy.
6. She \_\_\_\_\_ quiet.

E. Write the word under the picture:

cube

june

tune

cute


flute

tube



# Part 3: writing

A. Write the word under the picture:



B. Write comparative sentences:



In the photo, they were kind.





## Part 3: writing

C. Complete the paragraph:

- Hello,
- My name is \_\_\_\_\_. I am \_\_\_\_\_ years old. In grade three, I was \_\_\_\_\_. I was \_\_\_\_\_. I was \_\_\_\_\_. I was \_\_\_\_\_. My friends were \_\_\_\_\_. They were \_\_\_\_\_. They were \_\_\_\_\_. They were \_\_\_\_\_.

D. Write the paragraph:

Hello,

My \_\_\_\_\_  
\_\_\_\_\_  
\_\_\_\_\_  
\_\_\_\_\_  
\_\_\_\_\_  
\_\_\_\_\_

# THANKS



Good luck my dear students  
Study hard and you will get a full mark.

# You can do it.