

تم تحميل هذا الملف من موقع المناهج البحرينية



Family and Friends 3 booklet

موقع المناهج ⇨ المناهج البحرينية ⇨ الصف الثالث ⇨ لغة انجليزية ⇨ الفصل الأول ⇨ ملفات متنوعة ⇨ الملف

تاريخ إضافة الملف على موقع المناهج: 2024-12-22 21:47:56

ملفات اكتب للمعلم اكتب للطالب الاختبارات الكترونية الاختبارات احلول اعروض بوربوينت أوراق عمل
منهج انجليزي ملخصات وتقارير مذكرات وبنوك الامتحان النهائي للمدرس

المزيد من مادة
لغة انجليزية:

التواصل الاجتماعي بحسب الصف الثالث



صفحة المناهج
البحرينية على
فيسبوك

الرياضيات

اللغة الانجليزية

اللغة العربية


التربية الاسلامية

المواد على تلغرام

المزيد من الملفات بحسب الصف الثالث والمادة لغة انجليزية في الفصل الأول

Revision Unit 3	1
الثاني الاختبار مراجعة 2 Revision 2	2
الثاني الاختبار مراجعة 2 Revision 2	3
الثاني الاختبار مراجعة 2 Revision 2	4
(writing 3A(1	5


Family and 3 Friends booklet



My name is:

.....

Grade :/.....



My goal

I'm

from third grade .

I would like to achieve this goal by the end of this year

2020/2021 in English

.....



Tests & Dictation

Unit Test	Score	Dictation	Dictation
Starter	15 /		
U 1: Our new things!	15 /		
U 2: Have you got a milkshake?	15 /		
U 3: We've got English!	15 /		
U 4: Let's buy presents!	15 /		
Summative Test	50 /		

Starter L 1 Date:.....

Goal: To recognize 8 new words.

Let's introduce ourselves.



Hello! My name is _____.

I'm from grade _____.

I've got _____ hair. I've got

_____ eyes.

I haven't got _____.



Starter L2 Date:.....

Goal: To write sentences with "I 've got & I haven't got.

Color and write (has got or hasn't got).



1- He _____

short hair.




2- She _____

brown hair.



3- She _____

curly hair.



4- He _____

blue eyes.



5- She _____

short hair.



6- He _____

got straight hair.



Starter

L 3

Date:.....

Goal: To answer basic questions and introduce a friend.

Answer the questions.



Hello. How are you?

What's your name.

How old are you?

Introduce a friend.



This is my friend. Her name is




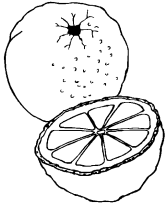
_____. She 's

_____. We study

in _____

school.

Write (there is) or (There are)



1- There is one orange.

2- _____ apples.

3- _____ cookies.

4- _____ tomatoes.

5- _____ egg.

Color and write the numbers in letters.

Red.

18

green

20

blue

11



Starter





L 5

Date:.....





Goal: To review the body parts. To write I like and I don't like.



Write the body parts.



Write (I like) or (I don't like).

	<p>_____</p>
	<p>_____</p>
	<p>_____</p>
	<p>_____</p>

Starter L 6 Date:.....

Goal: To answer can you question. To write place words.



Answer with (Yes, he can. or No, he can't.)



Can he ride a bike?



Can he play football?



Can you skate?



Can you ride a horse?

Write the correct words of place.

1- _____

2- _____

3- _____

4- _____

9


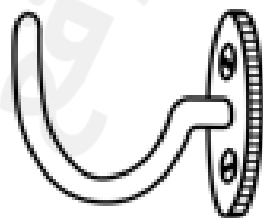
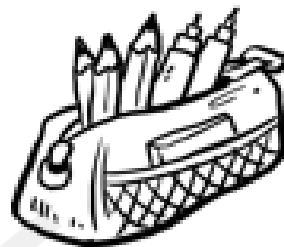





Our new things

Write the name of the thing then write a sentence beneath it.

classroom



Write this, that, these, or those in the blanks.



this 	these
that 	those

1- ----- is a car.



2- ----- are footballs.



3- ----- are chairs.



4- ----- is a pencil.



5- ----- are apples.




6- ----- are boys.



Goal: To write sentences with Write sentences using this or these.

Write sentences using this or these.



Object	Name	Sentence
	<p>CD player</p>	
		<p>This is a cupboard.</p>
		
	<p>table</p>	<p>These are tables.</p>
	<p>Poster</p>	
		

1 Write the missing letters.



gr

br


fr



_____ een



_____ isbee



_____ ush



_____ ead



_____ og



_____ apes

2 Listen and circle the correct letters.



gr br fr



gr br fr



gr br fr



gr br fr



gr br fr



gr br fr

Unit 1: Our New Things! L 5 Date:.....

Goal: To look for specific information in a passage.



Read. Then answer the questions.

My name is Ahmed. I'm in class 3/6. This is my classroom. There are lots of chairs. There are two boards. There are many posters and pictures. There are two doors. I like my classroom. I like English and Science. Our English teacher is Ms. Amani.



What's the name of the boy?

How many boards are in the classroom?

What do you have in your classroom? Write 3.

- .1
- .2
- .3

What's the name of the English teacher?

What subjects does Ahmed like?

Unit 1: Our New Things! L 6 Date:.....

Goal: To differentiate between capital and small letters.

Circle the words with capital letter.

Thursday	Drawers	board	Poster
Egg	cupboard	Grapes	Table
grass	Nine	Book	picture
Horse	rule	Frog	Classroom

Underline the capital letter at the start of the sentences.

Nasser is eight-year-old. He is in Hamad Town Primary Boys' School. Nasser has a lot of friends. Jassim and Aala are his favorite ones. Friends are the best thing in schools.

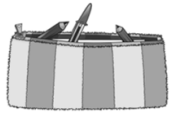
Write the names with capital letters.

tim	ahmed	rami	emad
Tim	-----	-----	-----

1 Write the correct words.



classroom peg table computer
pencil case board




Write full sentences using

This is a , That is a , These are , or Those are .

<p>This is a truck</p>	
<p>.....</p>	
<p>.....</p>	
<p>.....</p>	
<p>.....</p>	
<p>.....</p>	

Look at the menu. Write the food types in it below.



What would you like to have?

We've got delicious food.



I would like the following:

1-

2-

3-

4-

5-

6-

Write yes, I have, or no, I haven't.

Have you got a cheese sandwich?



Have you got salad?



Have you got a pizza?



Have you got fries?



Have you got chicken?



Write answers with:

Yes, he has.
Yes, she has

No, he hasn't.
No, she hasn't.

1- Has he got a milkshake?



2- Has she got salad?



3- Has she got a pizza?



4- Has he got fries?



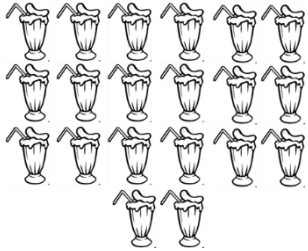




5- Has he got chicken?




6- Has she got a cheese sandwich?



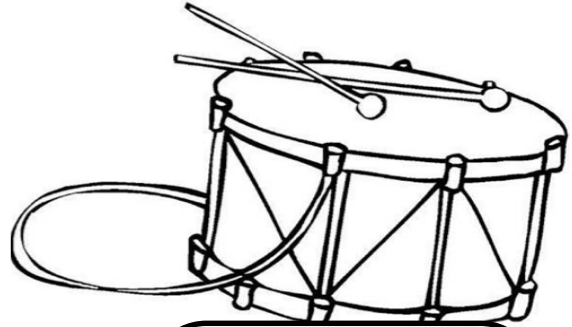
Count and write.

		
		
		
		
 <p>20</p>	<p>100</p>	<p>hundred</p>

Color the pictures. Then write the words.




Blank rounded rectangular box for writing the word 'tree'.




Blank rounded rectangular box for writing the word 'drum'.




Blank rounded rectangular box for writing the word 'dress'.



Blank rounded rectangular box for writing the word 'crab'.



Blank rounded rectangular box for writing the word 'truck'.



Blank rounded rectangular box for writing the word 'crayons'.

1 Write the missing letters.

dr

tr

cr



___ uck



___ um



___ ayon



___ ab



___ ee



___ ess

2 Circle the word that begins with the sound.

1

cr

dream

crystal

troop

drop

2

tr

trap

drain

cream

drill

3

cr

crib

tray

drown

trim

4

dr


crawl

trust

crumbs

drop

What's in Simon's lunch box? Write and draw. Page 24 in the CB.

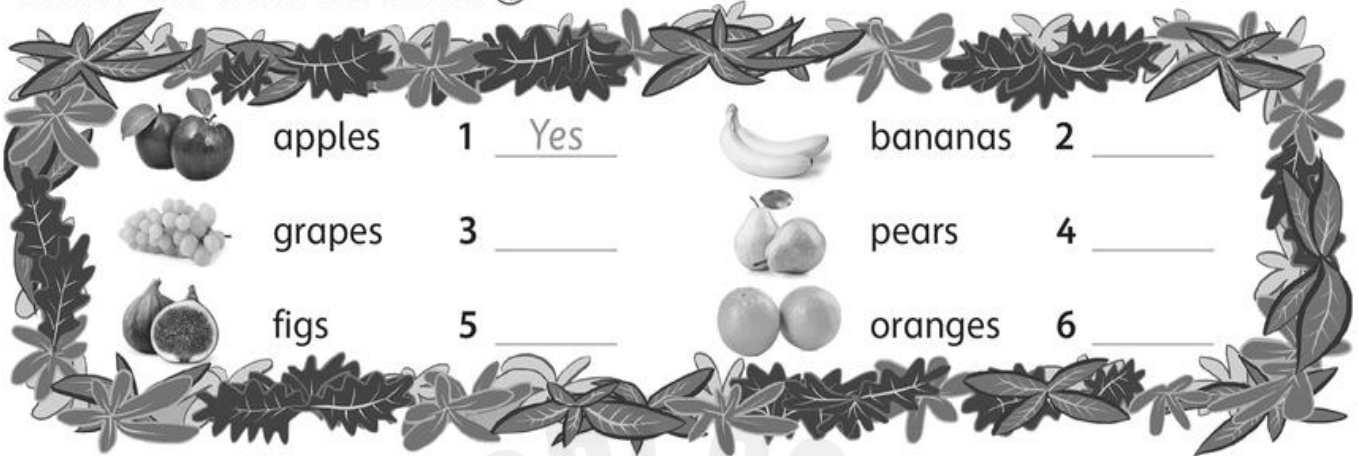








Simon



Kate

Listen and write Yes or No. 33



	apples	1	<u>Yes</u>		bananas	2	_____
	grapes	3	_____		pears	4	_____
	figs	5	_____		oranges	6	_____

Listen and write the food item.

Hello, Have you got a?

No, we haven't.

Have you got and?

Yes, we have. Here you are.



Write the correct words.

salad

fries

pizza

milkshake

cheese sandwich

chicken



Write full sentences using (have, has, haven't, or hasn't).

Have you got chicken?

Yes, I have.



Has he got a pizza?



Has she got fries?



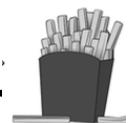
Have you got a pizza?



Has she got a milkshake?

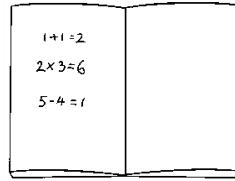


Has he got fries?




1 Match and write.

music




PE



English



science



maths

art



PE

2 Write subjects you like.

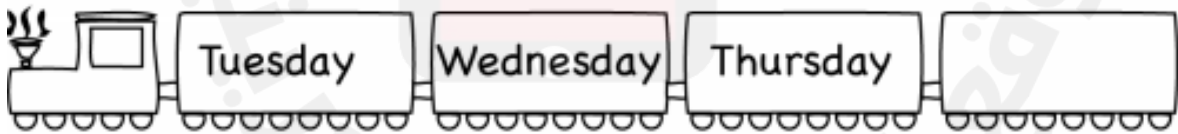
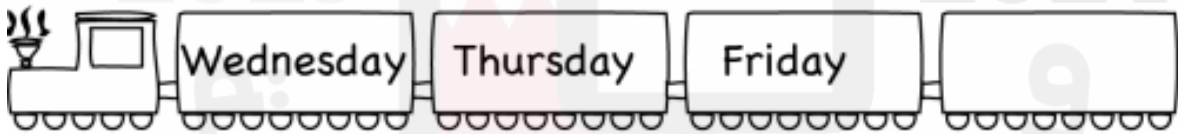
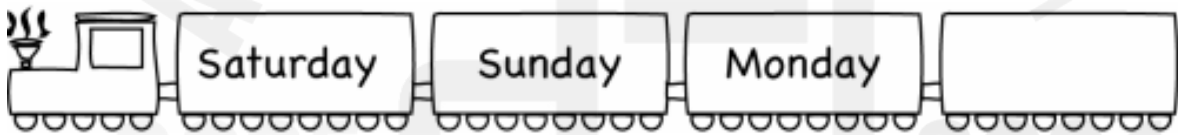
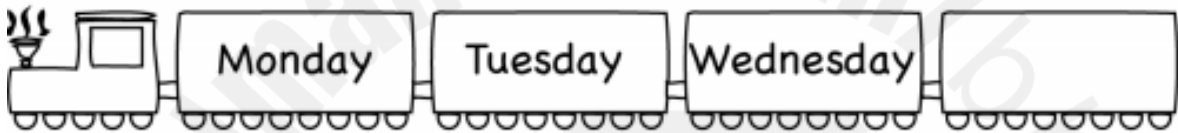
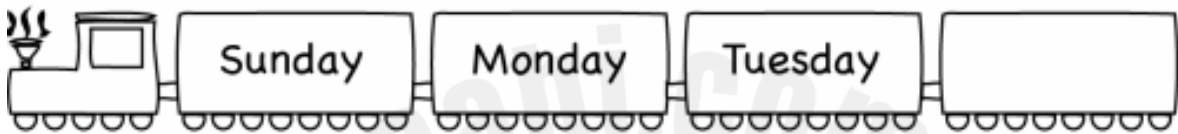
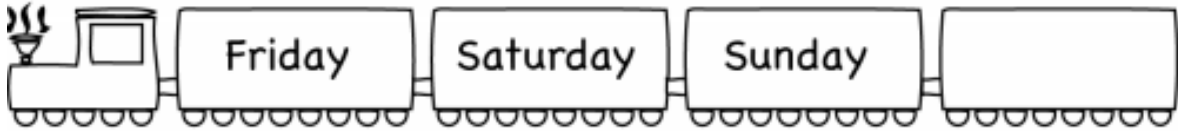
art maths English science PE music

• On Sunday, we've got _____ and _____.

• I like _____ and _____.

1 Write the correct weekday.

Which day comes next?



Monday

Tuesday

Wednesday

Thursday

Friday


Saturday

Sunday

1 Write our or their.



These are computers.



Those are pencils.



Those are apples.



These are fries.

2 match.

These are **our** oranges.

These are **our** pears.

Those are **their** pizzas.

Those are **their** cherries.



1 Read and answer.

	Sunday	Monday	Tuesday	Wednesday	Thursday
9:00	English	PE	maths	art	science

- What have we got on Monday?

We've got

- What have we got on Thursday?

We've

- What have we got on Wednesday?

-
- When have we got PE?

We've got PE on

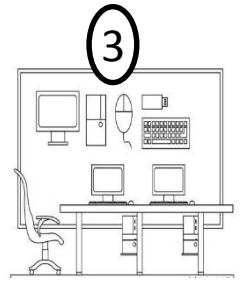
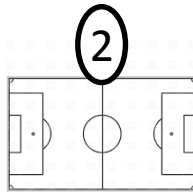

- When have we got English?

We've got **on**

- When have we got maths?

We've got

1 Circle and match.



Computer room art room sports field playground gym



2 Write the name of the numbered picture.

① This is a

② This is a

③ This is a

④ This is a

⑤ This is a

1 Circle the beginning sound. Match.


1 flower 2 blue 3 plate 4 blanket 5 flat 6 plum

pl

fl

bl

2 Look and circle the beginning sound.



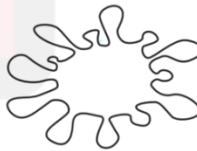
fl pl bl




pl fl bl



bl pl fl



fl bl pl



fl pl bl



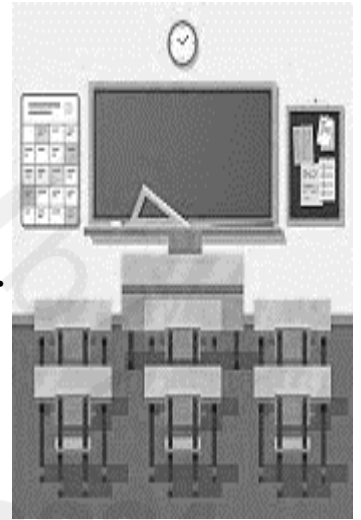
bl pl fl

Our Classroom

At our school we've got a small classroom. We've got 20 tables in the room, one for every pupil. The tables come with chairs so the pupils can sit down.

In the classroom, the pupils can study music, maths, and science. They learn English here too. They can read and write.

In primary 3, the children come to the classroom every day. Everyone likes to study here.



1 Read.

Circle the false word and write the correct word.


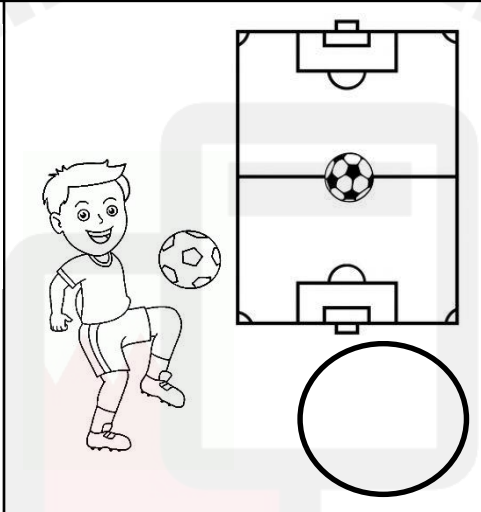
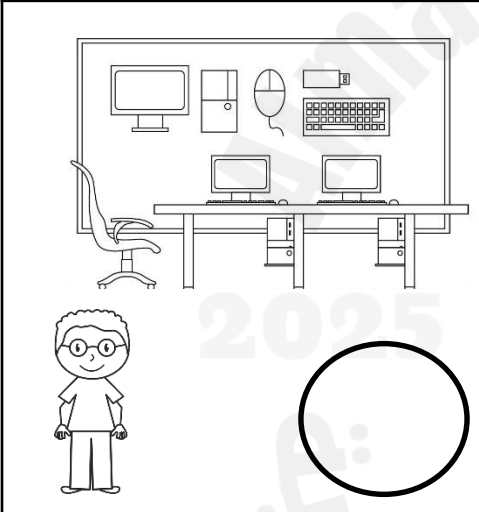



1 We've got a small playground. _____

2 The tables come with computers. _____


3 The pupils can draw and write. _____

4 The children come every Sunday. _____

•  Listen and number.



• Complete the sentences using question marks or full stops.




What have we got on Sunday



We've got maths



We've got English on Monday



What have we got on Tuesday

2 Write the sentences with capital letters.

1 we've got art on tuesday.

.....

2 what have we got on monday?

.....

3 we've got maths on wednesday.

.....

4 have we got english on sunday?

.....

1 Write the correct words.

art

maths

English

PE

science

music

**2 Look at the schedule and complete the sentences.**

	Sunday	Monday	Tuesday	Wednesday	Thursday
9:00	art	science	music	PE	English

1 What have we got on Monday?

We've got on Monday.

2 When have we got English?

We've got English on

3 What have we got on Tuesday?

We've got on Tuesday.

4 When have we got art?


We've got art on

5 What have we got on Wednesday?

We've got on Wednesday.

1 Write the missing letters.


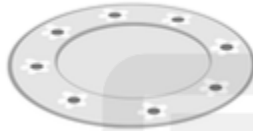
fl pl bl



___ at

___ anket

___ um



___ ue

___ ate

___ ower

2 Circle the word that starts with the sound.

1 **bl**

plant

fly

bloom

pluto

2 **fl**

blood

float

play

blow

3 **pl**

planet

black

flip

blame

4 **bl**


flood

please

flake

blend

- complete the sentences. Talk with your friend.



I'm on the
good
slide
Be careful

1 Can I go on the
....., please?

2 Yes, OK.
of the ball!

3 Look,
See-saw!

4 That's

1 Match and write.

balloon



card



sweets

chocolate



cake



card

present





2 Fill in the blanks.

chocolate

sweets

balloons

presents

cakes

cards

I like

and


.

1 Read and write like or likes.

I 


you 


we 


they 



.....

she 

he 

it 



.....

2 Read and write don't or doesn't.

I 


you 


we 


they 



.....

she 

he 


it 



.....

1 Read and write like or likes.

He presents.



She cake.



I sweets.




He balloons.




2 Read and write don't or doesn't.

He like chocolate.



She like cards.



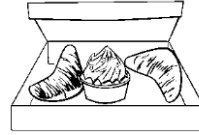
I like cake.

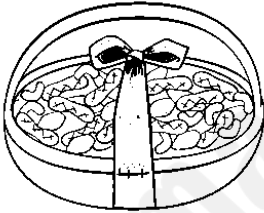


1 Write the correct word.

tie neighbour pastries nuts









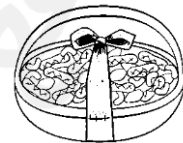
2 Write a sentence about these items using "I like".

ties my neighbour pastries nuts

I like



I



.....




.....



1 Order the letters to make the words.


① d c u l o




② s g e v l o




③ d e i l s



④ e g u l



⑤ k c l c o



⑥ p s r s e i l p



2 Circle the word that starts with the sound.

1 **sl** crow slow clay glow

2 **cl** clap slap glad slay


3 **gl** clue slim cliff gloom

4 **sl** sleep clan glee clever

1 Read and circle the correct word.

Make a card for your teacher!


1 Draw a **line** in the middle of the card.



2 Draw **four lines** and a small **square** on the right side of the card.



3 Draw a **heart** on the left side of the card.

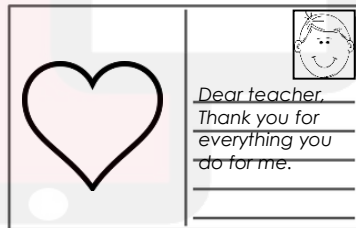


4 **Write** in the card
*Dear teacher,
Thank you for
everything you do
for me.*



From
Ali

5 Stick your **photo** in the card.



6 Give the card to your teacher.



1 Draw a **star** / **line** / **heart** in the middle of the card.

2 Draw four lines and a small **square** / **circle** / **triangle**.

3 **Listen** / **Read** / **Write** in the card.

4 Give the **photo** / **card** / **book** to your teacher.

• Listen and number.




Sara



Ahmed



Maryam




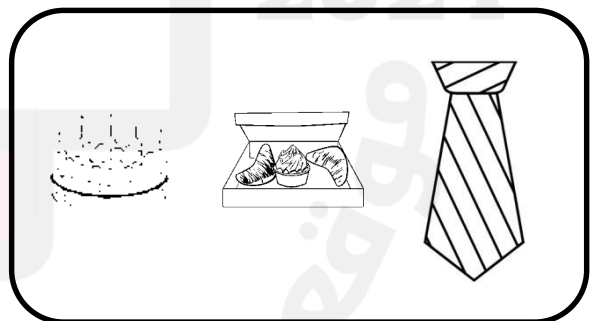

Rashed



Nasser



• Listen and circle.




1 Write the long form.

He **doesn't** like sweets.


He **does not** like sweets.-----



She **doesn't** like cake.



I **don't** like nuts.




2 Write the short form.

She **does not** like chocolate.


She **doesn't** like chocolate.-----



He **does not** like ties.



I **do not** like balloons.



1 Order the letters to make the correct words.

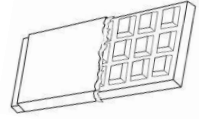
enpsetr



wssete



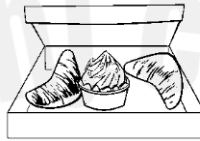
hclcetoao



labonol



sapsetri



egonhburi



2 Complete the sentences.

Likes - don't like - doesn't like

I cake.



He cards.



She nuts.

