

تم تحميل هذا الملف من موقع المناهج البحرينية



مذكرة اللغة الإنجليزية

موقع المناهج ← المناهج البحرينية ← الصف الثالث ← لغة انجليزية ← الفصل الأول ← مذكرات وبنوك ← الملف

تاريخ إضافة الملف على موقع المناهج: 2024-12-22 22:39:14

ملفات اكتب للمعلم اكتب للطالب | اختبارات الكترونية | اختبارات | حلول | عروض بوربوينت | أوراق عمل
منهج انجليزي | ملخصات وتقارير | مذكرات وبنوك | الامتحان النهائي للمدرس

المزيد من مادة
لغة انجليزية:

التواصل الاجتماعي بحسب الصف الثالث



صفحة المناهج
البحرينية على
فيسبوك

الرياضيات

اللغة الانجليزية

اللغة العربية

التربية الاسلامية

المواد على تلغرام

المزيد من الملفات بحسب الصف الثالث والمادة لغة انجليزية في الفصل الأول

مراجعة اللغة الإنجليزية

1

مذكرة اللغة الإنجليزية

2

اختبار اللغة الانجليزية

3

Family and Friends 3 booklet

4

Revision Unit 3

5



KINGDOM OF BAHRAIN
Ministry of Education



مملكة البحرين
وزارة التربية والتعليم

سار للابتدائية للبنين
رؤيتنا: نسمو كُلقاً... وتعلماً... فنبنی وطناً.

3rd Grade Booklet



Name:

Class:

Booklet Assessment

Date	2 Submission	2 Homework	3 organization	3 Handwriting	10 Total	Teacher comment (praise description support)	Student self assessment	Signature
							☆☆☆	
							☆☆☆	
							☆☆☆	
							☆☆☆	
							☆☆☆	

Tests Grades

Test No.	Test 1	Test 2	Test 3	Test 4	Test 5
Grade (20)					
Signature					

Note: 5 tests will be given to students, but only the best 4 will be marked.

ملاحظة: سيتم تقديم 5 امتحانات للطالب، ولكن سيتم احتساب أفضل 4 .

My Monthly Stars Jars



I get a star by following the classroom rules and positive participation in the lesson.

Unit 1

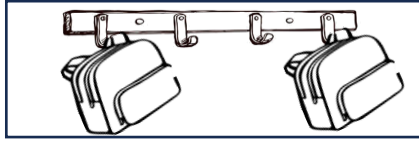
Our New Things!



Objective: To identify the key words in the unit.

Look and write.

computer - classroom - peg - pencil case - board - table



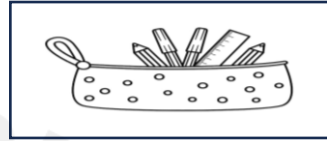
1
2
3
4



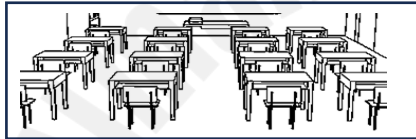
1
2
3
4




1
2
3
4



1
2
3
4



1
2
3
4



1
2
3
4

Read and fill in the blank using the pictures above.

Hello! This is our new (0) _____. Look! That is a new smart (1) _____ with different markers. We have got twenty (2) _____. We have got two (3) _____. You can use the (4) _____ on the wall to hang your bags.

Self-Learning



Scan the QR code and listen to the song. Then, write a sentence about one school item in the video.



1 _____
2 _____
3 _____
4 _____

Teacher's Feedback		
Description الوصف	Praise التعزيز	Support الدعم المقدم
<input type="checkbox"/> Missing H.W or date <input type="checkbox"/> You're on target! <input type="checkbox"/> You've mistakes in: Structure - الإملاء Spelling القواعد النحوية Punctuation علامات الترقيم - الخط Handwriting Direction - اتجاه الكتابة مسافات Finger space Capitalization الأحرف الكبيرة والصغيرة	<input type="checkbox"/> Super! <input type="checkbox"/> Excellent! Keep it up. <input type="checkbox"/> You're progressing. <input type="checkbox"/> You can do better. Try again. <input type="checkbox"/> Others:.....	<input type="checkbox"/> Re-read the questions carefully. <input type="checkbox"/> Practice more. <input type="checkbox"/> Correct the mistakes. <input type="checkbox"/> Ask the teacher/little teacher for help. <input type="checkbox"/> Others:.....

Student's Self-assessment		
<input type="checkbox"/> Capital Letters الحروف الكبيرة <input type="checkbox"/> /,/? <input type="checkbox"/> Finger Space المسافة <input type="checkbox"/> Handwriting الخط <input type="checkbox"/> Spelling الإملاء <input type="checkbox"/> Sentence Structure القاعدة اللغوية	<input type="checkbox"/> Peer Assisted <input type="checkbox"/> Independent	<input type="checkbox"/> Teacher Assisted


Objective: To use this is/ that is correctly according to their function.



Fill in the blank to complete the sentences.


This is

That is



1 _____
2 - - - - -
3 _____
4 _____

my bag.



1 _____
2 - - - - -
3 _____
4 _____

a new CD player.



1 _____
2 - - - - -
3 _____
4 _____

your chair.



Self-Learning

Scan the QR code to learn more about this is / that is



Choose and put the sentence in the correct order.

This is / That is . classroom my new

1 _____
2 - - - - -
3 _____
4 _____

That is my new classroom.

Editing pencil

4 lines

Upper/lower case


.

Super!



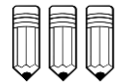
This is / That is . green a pencil case

1 _____
2 - - - - -
3 _____
4 _____

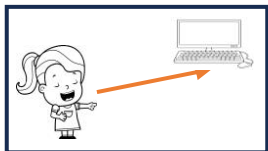


This is / That is small my shelf .

1 _____
2 - - - - -
3 _____
4 _____



Loot at the pictures and write a correct sentence.



1 _____
2 - - - - -
3 _____
4 _____



1 _____
2 - - - - -
3 _____
4 _____

Teacher's Feedback		
Description الوصف	Praise التعزيز	Support الدعم المقدم
<input type="checkbox"/> Missing H.W or date <input type="checkbox"/> You're on target! <input type="checkbox"/> You've mistakes in: القواعد النحوية Structure - الإملاء Spelling الخط Handwriting - علامات الترقيم Punctuation اتجاه الكتابة Direction - المسافات Finger space الأحرف الكبيرة والصغيرة Capitalization	<input type="checkbox"/> Super! <input type="checkbox"/> Excellent! Keep it up. <input type="checkbox"/> You're progressing. <input type="checkbox"/> You can do better. Try again. <input type="checkbox"/> Others:.....	<input type="checkbox"/> Re-read the questions carefully. <input type="checkbox"/> Practice more. <input type="checkbox"/> Correct the mistakes. <input type="checkbox"/> Ask the teacher/little teacher for help. <input type="checkbox"/> Others:.....

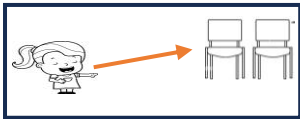
Student's Self-assessment		
<input type="checkbox"/> Capital Letters الحروف الكبيرة <input type="checkbox"/> /,/? <input type="checkbox"/> Finger Space المسافة <input type="checkbox"/> Handwriting الخط <input type="checkbox"/> Spelling الإملاء <input type="checkbox"/> Sentence Structure القاعدة اللغوية	<input type="checkbox"/> Independent <input type="checkbox"/> Peer Assisted <input type="checkbox"/> Teacher Assisted	

Objective: To use these are/those are correctly according to their function.

 **Fill in the blank to complete the sentences.**

These are

Those are



1 _____
2 - - - - -
3 - - - - -
4 _____

our chairs.



1 _____
2 - - - - -
3 - - - - -
4 _____

my pencil case.



1 _____
2 - - - - -
3 - - - - -
4 _____

my English books.



Self-Learning


Scan the QR code to learn more about these/ those




 **Choose and put the sentence in the correct order.**

 These are / Those are . chairs two


Those are two chairs.

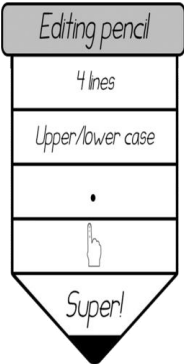
 These are/ Those are . tables twenty

 These are/ Those are pictures my .

 **Loot at the pictures and write a correct sentence.**

 _____

 _____



Teacher's Feedback		
Description الوصف	Praise التعزيز	Support الدعم المقدم
<input type="checkbox"/> Missing H.W or date <input type="checkbox"/> You're on target! <input type="checkbox"/> You've mistakes in: القواعد النحوية Structure - الإملاء Spelling الخط Handwriting - علامات الترقيم Punctuation اتجاه الكتابة Direction - المسافات Finger space الأحرف الكبيرة والصغيرة Capitalization	<input type="checkbox"/> Super! <input type="checkbox"/> Excellent! Keep it up. <input type="checkbox"/> You're progressing. <input type="checkbox"/> You can do better. Try again. <input type="checkbox"/> Others:.....	<input type="checkbox"/> Re-read the questions carefully. <input type="checkbox"/> Practice more. <input type="checkbox"/> Correct the mistakes. <input type="checkbox"/> Ask the teacher/little teacher for help. <input type="checkbox"/> Others:.....

Student's Self-assessment		
<input type="checkbox"/> Capital Letters الحروف الكبيرة <input type="checkbox"/> /,/? <input type="checkbox"/> Finger Space المسافة <input type="checkbox"/> Handwriting الخط <input type="checkbox"/> Spelling الإملاء <input type="checkbox"/> Sentence Structure القاعدة اللغوية	<input type="checkbox"/> Independent <input type="checkbox"/> Peer Assisted <input type="checkbox"/> Teacher Assisted	



Look, read, trace and copy the sentences.



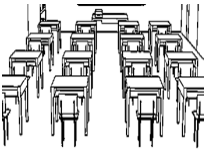
This is my computer.

1
2
3
4

1
2
3
4

1
2
3
4

1
2
3
4



That is my classroom.

1
2
3
4

1
2
3
4

1
2
3
4


1
2
3
4

Teacher's Feedback		
Description الوصف	Praise التعزيز	Support المقدم
<input type="checkbox"/> Missing H.W or date <input type="checkbox"/> You're on target! <input type="checkbox"/> You've mistakes in: القواعد النحوية Structure - الإملاء Spelling الخط Handwriting - علامات الترقيم Punctuation اتجاه الكتابة Direction - المسافات Finger space الأحرف الكبيرة والصغيرة Capitalization	<input type="checkbox"/> Super! <input type="checkbox"/> Excellent! Keep it up. <input type="checkbox"/> You're progressing. <input type="checkbox"/> You can do better. Try again. <input type="checkbox"/> Others:.....	<input type="checkbox"/> Re-read the questions carefully. <input type="checkbox"/> Practice more. <input type="checkbox"/> Correct the mistakes. <input type="checkbox"/> Ask the teacher/little teacher for help. <input type="checkbox"/> Others:.....

Student's Self-assessment		
<input type="checkbox"/> Capital Letters الحروف الكبيرة <input type="checkbox"/> /,/? <input type="checkbox"/> Finger Space المسافة <input type="checkbox"/> Handwriting الخط <input type="checkbox"/> Spelling الإملاء <input type="checkbox"/> Sentence Structure القاعدة اللغوية	<input type="checkbox"/> Independent <input type="checkbox"/> Peer Assisted <input type="checkbox"/> Teacher Assisted	



Look, read, trace and copy the sentences.



These are two tables.

1
2
3
4

1
2
3
4

1
2
3
4

1
2
3
4



Those are two boards.

1
2
3
4

1
2
3
4

1
2
3
4

1
2
3
4

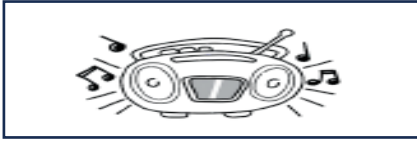
Teacher's Feedback		
Description الوصف	Praise التعزيز	Support الدعم المقدم
<input type="checkbox"/> Missing H.W or date <input type="checkbox"/> You're on target! <input type="checkbox"/> You've mistakes in: القواعد النحوية Structure - الإملاء Spelling الخط Handwriting- علامات الترقيم Punctuation اتجاه الكتابة Direction - المسافات Finger space الأحرف الكبيرة والصغيرة Capitalization	<input type="checkbox"/> Super! <input type="checkbox"/> Excellent! Keep it up. <input type="checkbox"/> You're progressing. <input type="checkbox"/> You can do better. Try again. <input type="checkbox"/> Others:.....	<input type="checkbox"/> Re-read the questions carefully. <input type="checkbox"/> Practice more. <input type="checkbox"/> Correct the mistakes. <input type="checkbox"/> Ask the teacher/little teacher for help. <input type="checkbox"/> Others:.....

Student's Self-assessment		
<input type="checkbox"/> Capital Letters الحروف الكبيرة <input type="checkbox"/> /,/? <input type="checkbox"/> Finger Space المسافة <input type="checkbox"/> Handwriting الخط <input type="checkbox"/> Spelling الإملاء <input type="checkbox"/> Sentence Structure القاعدة اللغوية	<input type="checkbox"/> Independent <input type="checkbox"/> Peer Assisted <input type="checkbox"/> Teacher Assisted	


Objective: To identify the new vocabulary words.

Look and write.

poster - drawers - picture - CD player - cupboard



1 _____
2 - - - - -
3 - - - - -
4 _____



1 _____
2 - - - - -
3 - - - - -
4 _____



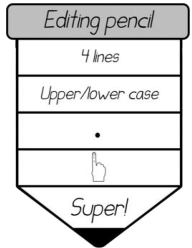
1 _____
2 - - - - -
3 - - - - -
4 _____



1 _____
2 - - - - -
3 - - - - -
4 _____



1 _____
2 - - - - -
3 - - - - -
4 _____



Loot at the pictures and write a correct sentence.



1 _____
2 - - - - -
3 - - - - -
4 _____

(use: cupboard)



1 _____
2 - - - - -
3 - - - - -
4 _____

(use: picture)



How would classrooms look like 20 years from now?



Teacher's Feedback		
Description الوصف	Praise التعزيز	Support الدعم المقدم
<input type="checkbox"/> Missing H.W or date <input type="checkbox"/> You're on target! <input type="checkbox"/> You've mistakes in: Structure - الإملاء Spelling القواعد النحوية Punctuation علامات الترقيم - الخط Handwriting Direction - المسافات - اتجاه الكتابة Capitalization الأحرف الكبيرة والصغيرة	<input type="checkbox"/> Super! <input type="checkbox"/> Excellent! Keep it up. <input type="checkbox"/> You're progressing. <input type="checkbox"/> You can do better. Try again. <input type="checkbox"/> Others:.....	<input type="checkbox"/> Re-read the questions carefully. <input type="checkbox"/> Practice more. <input type="checkbox"/> Correct the mistakes. <input type="checkbox"/> Ask the teacher/little teacher for help. <input type="checkbox"/> Others:.....

Student's Self-assessment		
<input type="checkbox"/> Capital Letters الحروف الكبيرة <input type="checkbox"/> /,/? <input type="checkbox"/> Finger Space المسافة <input type="checkbox"/> Handwriting الخط <input type="checkbox"/> Spelling الإملاء <input type="checkbox"/> Sentence Structure القاعدة اللغوية	<input type="checkbox"/> Independent <input type="checkbox"/> Peer Assisted <input type="checkbox"/> Teacher Assisted	

Objective: To identify the blended sounds gr-br-fr.

Look and circle the beginning sound.



1) gr - fr - br



2) gr - fr - br



3) gr - fr - br



4) gr - fr - br



Look and write.

grass - bread - friends



Write three sentences using any of the given words.

grass - bread - friends - grapes - frisbee - frog - brush

1 _____

2 _____

3 _____

4 _____

1 _____

2 _____

3 _____

4 _____

1 _____

2 _____

3 _____

4 _____

Editing pencil

4 lines

Upper/lower case

.

↓

Super!

Teacher's Feedback

Description الوصف	Praise التعزيز	Support الدعم المقدم
<input type="checkbox"/> Missing H.W or date <input type="checkbox"/> You're on target! <input type="checkbox"/> You've mistakes in: القواعد النحوية Structure - الإملاء Spelling الخط Handwriting - علامات الترقيم Punctuation اتجاه الكتابة Direction - المسافات Finger space الأحرف الكبيرة والصغيرة Capitalization	<input type="checkbox"/> Super! <input type="checkbox"/> Excellent! Keep it up. <input type="checkbox"/> You're progressing. <input type="checkbox"/> You can do better. Try again. <input type="checkbox"/> Others:.....	<input type="checkbox"/> Re-read the questions carefully. <input type="checkbox"/> Practice more. <input type="checkbox"/> Correct the mistakes. <input type="checkbox"/> Ask the teacher/little teacher for help. <input type="checkbox"/> Others:.....

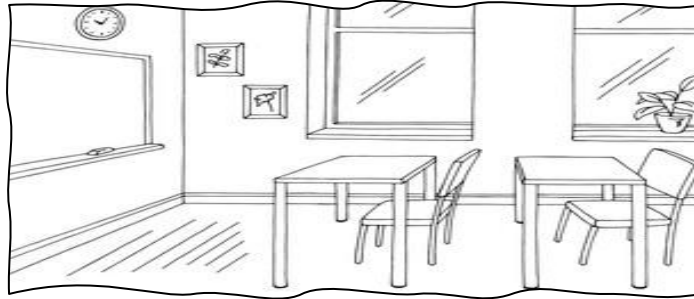
Student's Self-assessment

<input type="checkbox"/> Capital Letters الحروف الكبيرة <input type="checkbox"/> /,/? <input type="checkbox"/> Finger Space المسافة <input type="checkbox"/> Handwriting الخط <input type="checkbox"/> Spelling الإملاء <input type="checkbox"/> Sentence Structure القاعدة اللغوية	<input type="checkbox"/> Independent <input type="checkbox"/> Peer Assisted <input type="checkbox"/> Teacher Assisted
--	---

Objective: To read for specific information.



Look at the picture, read the sentences and tick (✓).



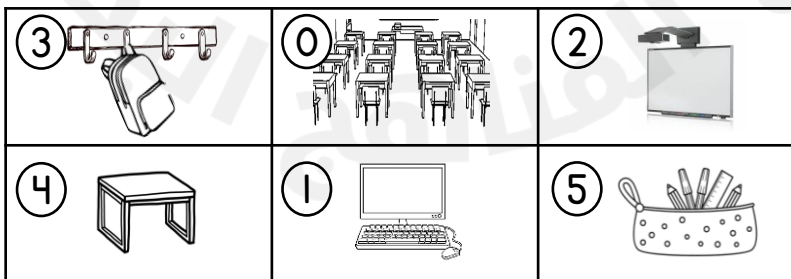
	Yes	No	Don't know
0. This is Ali's classroom.	<input type="checkbox"/>	<input type="checkbox"/>	<input checked="" type="checkbox"/>
1. I can see two windows.	<input type="checkbox"/>	<input type="checkbox"/>	<input type="checkbox"/>
2. This is a board.	<input type="checkbox"/>	<input type="checkbox"/>	<input type="checkbox"/>
3. These are our tables.	<input type="checkbox"/>	<input type="checkbox"/>	<input type="checkbox"/>
4. This is English lesson.	<input type="checkbox"/>	<input type="checkbox"/>	<input type="checkbox"/>
5. These are two chairs.	<input type="checkbox"/>	<input type="checkbox"/>	<input type="checkbox"/>



Read, choose the correct word and write it.

computer - classroom - peg - pencil case - board - table

These are the things in my (0).....: a (1)..... for studying, a (2)..... for the teacher to write on, and a (3)..... to hang my bag. This is the (4)..... where I sit. That is my (5)..... . I love learning in this classroom!



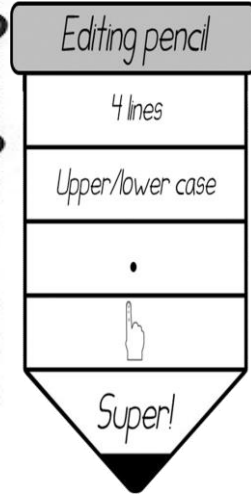

Teacher's Feedback		
Description الوصف	Praise التعزيز	Support المقدم
<input type="checkbox"/> Missing H.W or date <input type="checkbox"/> You're on target! <input type="checkbox"/> You've mistakes in: القواعد النحوية Structure - الإملاء Spelling علامات الترقيم Punctuation اتجاه الكتابة Direction - المسافات Finger space الأحرف الكبيرة والصغيرة Capitalization	<input type="checkbox"/> Super! <input type="checkbox"/> Excellent! Keep it up. <input type="checkbox"/> You're progressing. <input type="checkbox"/> You can do better. Try again. <input type="checkbox"/> Others:.....	<input type="checkbox"/> Re-read the questions carefully. <input type="checkbox"/> Practice more. <input type="checkbox"/> Correct the mistakes. <input type="checkbox"/> Ask the teacher/little teacher for help. <input type="checkbox"/> Others:.....

Student's Self-assessment		
<input type="checkbox"/> Capital Letters الحروف الكبيرة <input type="checkbox"/> /,/? <input type="checkbox"/> Finger Space المسافة <input type="checkbox"/> Handwriting الخط <input type="checkbox"/> Spelling الإملاء <input type="checkbox"/> Sentence Structure القاعدة اللغوية	<input type="checkbox"/> Peer Assisted <input type="checkbox"/> Independent <input type="checkbox"/> Teacher Assisted	

Objective: To write a paragraph about our classroom.



Colour the things you can find in your classroom.



Write a paragraph about your classroom.

Use: This is/That is/These are/ Those are

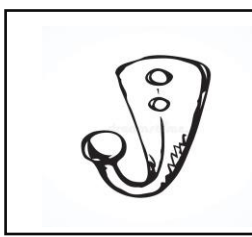



Teacher's Feedback		
Description الوصف	Praise التعزيز	Support الدعم المقدم
<input type="checkbox"/> Missing H.W or date <input type="checkbox"/> You're on target! <input type="checkbox"/> You've mistakes in: القواعد النحوية Structure - الإملاء Spelling الخط Handwriting - علامات الترقيم Punctuation اتجاه الكتابة Direction - المسافات Finger space الأحرف الكبيرة والصغيرة Capitalization	<input type="checkbox"/> Super! <input type="checkbox"/> Excellent! Keep it up. <input type="checkbox"/> You're progressing. <input type="checkbox"/> You can do better. Try again. <input type="checkbox"/> Others:.....	<input type="checkbox"/> Re-read the questions carefully. <input type="checkbox"/> Practice more. <input type="checkbox"/> Correct the mistakes. <input type="checkbox"/> Ask the teacher/little teacher for help. <input type="checkbox"/> Others:.....

Student's Self-assessment		
<input type="checkbox"/> Capital Letters الحروف الكبيرة <input type="checkbox"/> /,/? <input type="checkbox"/> Finger Space المسافة <input type="checkbox"/> Handwriting الخط <input type="checkbox"/> Spelling الإملاء <input type="checkbox"/> Sentence Structure القاعدة اللغوية	<input type="checkbox"/> Independent <input type="checkbox"/> Peer Assisted <input type="checkbox"/> Teacher Assisted	

Objective: To listen for specific information and practice writing.



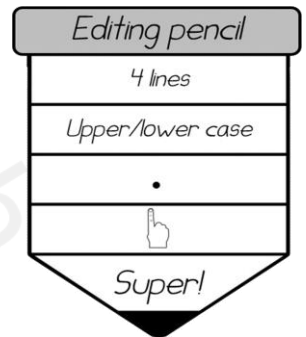

You will hear Jassim talking about his new things. Listen and number 1-5.





Look at the picture below and write sentences. Write 2-6 words.

(5 sentences)



0. This is my new English teacher.

1. _____
2. _____
3. _____
4. _____
5. _____

Teacher's Feedback		
Description الوصف	Praise التعزيز	Support الدعم المقدم
<input type="checkbox"/> Missing H.W or date <input type="checkbox"/> You're on target! <input type="checkbox"/> You've mistakes in: القواعد النحوية Structure - الإملاء Spelling علامات الترقيم Punctuation اتجاه الكتابة Direction - المسافات Finger space الأحرف الكبيرة والصغيرة Capitalization	<input type="checkbox"/> Super! <input type="checkbox"/> Excellent! Keep it up. <input type="checkbox"/> You're progressing. <input type="checkbox"/> You can do better. Try again. <input type="checkbox"/> Others:.....	<input type="checkbox"/> Re-read the questions carefully. <input type="checkbox"/> Practice more. <input type="checkbox"/> Correct the mistakes. <input type="checkbox"/> Ask the teacher/little teacher for help. <input type="checkbox"/> Others:.....

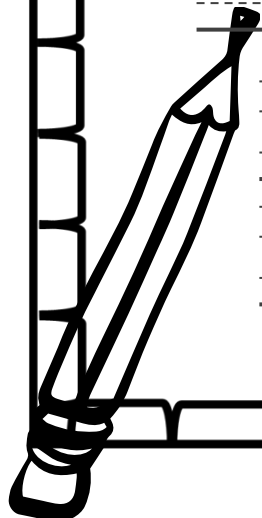
Student's Self-assessment		
<input type="checkbox"/> Capital Letters الحروف الكبيرة <input type="checkbox"/> /,/? <input type="checkbox"/> Finger Space المسافة <input type="checkbox"/> Handwriting الخط <input type="checkbox"/> Spelling الإملاء <input type="checkbox"/> Sentence Structure القاعدة اللغوية	<input type="checkbox"/> Independent <input type="checkbox"/> Peer Assisted <input type="checkbox"/> Teacher Assisted	<input type="checkbox"/>



Extra writing sheet

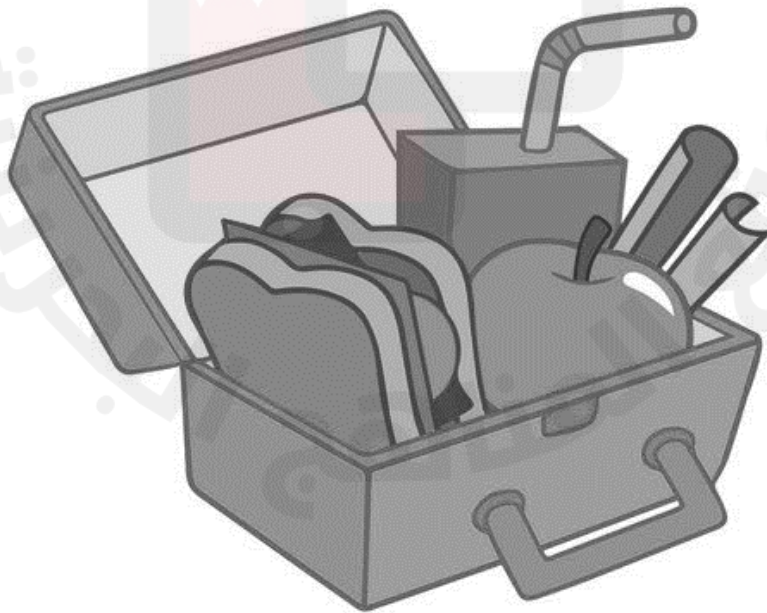
Handwriting practice sheet with 10 sets of lines. Each set consists of a solid top line, a dashed middle line, and a solid bottom line.

Amanah.com
2025 2024
الامانة



Unit 2

Have you got a
milkshake?



Objective: To identify the key words in the unit.

 Look and write.

salad- fries- pizza- milkshake- cheese sandwich- chicken



1 _____
2 - - - - -
3 - - - - -
4 _____



1 _____
2 - - - - -
3 - - - - -
4 _____



1 _____
2 - - - - -
3 - - - - -
4 _____



1 _____
2 - - - - -
3 - - - - -
4 _____



1 _____
2 - - - - -
3 - - - - -
4 _____



Look at the pictures, read and complete. Use the helping box.

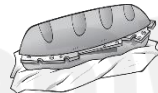
1- I have got _____.



2- I haven't got _____.



3- She's got _____.



salad
corn
chicken
sandwich
pizza

Teacher's Feedback		
Description الوصف	Praise التعزيز	Support الدعم المقدم
<input type="checkbox"/> Missing H.W or date <input type="checkbox"/> You're on target! <input type="checkbox"/> You've mistakes in: القواعد النحوية Structure - الإملاء Spelling الخط Handwriting- علامات الترقيم Punctuation اتجاه الكتابة Direction - المسافات Finger space الأحرف الكبيرة والصغيرة Capitalization	<input type="checkbox"/> Super! <input type="checkbox"/> Excellent! Keep it up. <input type="checkbox"/> You're progressing. <input type="checkbox"/> You can do better. Try again. <input type="checkbox"/> Others:.....	<input type="checkbox"/> Re-read the questions carefully. <input type="checkbox"/> Practice more. <input type="checkbox"/> Correct the mistakes. <input type="checkbox"/> Ask the teacher/little teacher for help. <input type="checkbox"/> Others:.....

Student's Self-assessment		
<input type="checkbox"/> Capital Letters الحروف الكبيرة <input type="checkbox"/> /,/? <input type="checkbox"/> Finger Space المسافة <input type="checkbox"/> Handwriting الخط <input type="checkbox"/> Spelling الإملاء <input type="checkbox"/> Sentence Structure القاعدة اللغوية	<input type="checkbox"/> Peer Assisted <input type="checkbox"/> Independent	<input type="checkbox"/> Teacher Assisted <input type="checkbox"/> Assisted

Objective: To use the given grammar structure in writing sentences.

 **Read and write the correct answer.**

I've got

She's got

He's got



1 _____
2 - - - - -
3 - - - - -
4 _____

a pizza.



1 _____
2 - - - - -
3 - - - - -
4 _____

fries.



1 _____
2 - - - - -
3 - - - - -
4 _____

a milkshake.



Self-Learning

Scan the QR code to learn more about the unit's structure



Editing pencil

4 lines

Upper/lower case

.



Super!



Write sentences using the given pictures.

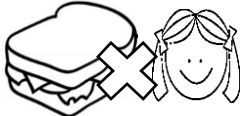
have -haven't / has- hasn't + got ...

I/they/you/we

he/she/it



I've got a



She



Teacher's Feedback		
Description الوصف	Praise التعزيز	Support المقدم
<input type="checkbox"/> Missing H.W or date <input type="checkbox"/> You're on target! <input type="checkbox"/> You've mistakes in: القواعد النحوية Structure - الإملاء Spelling علامات الترقيم - الترميم Handwriting الخط اتجاه المسافات Direction - المسافات Finger space الأحرف الكبيرة والصغيرة Capitalization	<input type="checkbox"/> Super! <input type="checkbox"/> Excellent! Keep it up. <input type="checkbox"/> You're progressing. <input type="checkbox"/> You can do better. Try again. <input type="checkbox"/> Others:.....	<input type="checkbox"/> Re-read the questions carefully. <input type="checkbox"/> Practice more. <input type="checkbox"/> Correct the mistakes. <input type="checkbox"/> Ask the teacher/little teacher for help. <input type="checkbox"/> Others:.....

Student's Self-assessment		
<input type="checkbox"/> Capital Letters الحروف الكبيرة <input type="checkbox"/> ./,/? <input type="checkbox"/> Finger Space المسافة <input type="checkbox"/> Handwriting الخط <input type="checkbox"/> Spelling الإملاء <input type="checkbox"/> Sentence Structure القاعدة اللغوية	<input type="checkbox"/> Independent <input type="checkbox"/> Peer Assisted <input type="checkbox"/> Teacher Assisted	

Objective: To ask and answer questions using have/has got.

 Read, circle and complete.


Have	Has	Has you got a pizza ?
Have	Has	_____ she got _____ ?
Have	Has	_____ he got _____ ?
Have	Has	_____ you got a _____ ?



Self-Learning

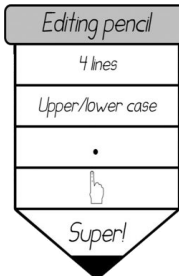
Scan the QR code to learn more about how to ask and answer questions using have/has got



 Reorder the words to form correct questions.

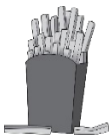
1. You - pizza - a - ? Have - got

2. Has - a - got - ? - she - milkshake



 Form your own questions using the given pictures.

Have/ has + pronoun + got ...	
they/you/we	he/she/it



Teacher's Feedback		
Description الوصف	Praise التعزيز	Support الدعم المقدم
<input type="checkbox"/> Missing H.W or date <input type="checkbox"/> You're on target! <input type="checkbox"/> You've mistakes in: القواعد النحوية Structure - الإملاء Spelling الخط Handwriting - علامات الترقيم Punctuation اتجاه الكتابة Direction - المسافات Finger space الأحرف الكبيرة والصغيرة Capitalization	<input type="checkbox"/> Super! <input type="checkbox"/> Excellent! Keep it up. <input type="checkbox"/> You're progressing. <input type="checkbox"/> You can do better. Try again. <input type="checkbox"/> Others:.....	<input type="checkbox"/> Re-read the questions carefully. <input type="checkbox"/> Practice more. <input type="checkbox"/> Correct the mistakes. <input type="checkbox"/> Ask the teacher/little teacher for help. <input type="checkbox"/> Others:.....

Student's Self-assessment		
<input type="checkbox"/> Capital Letters الحروف الكبيرة <input type="checkbox"/> /,/? <input type="checkbox"/> Finger Space المسافة <input type="checkbox"/> Handwriting الخط <input type="checkbox"/> Spelling الإملاء <input type="checkbox"/> Sentence Structure القاعدة اللغوية	<input type="checkbox"/> Independent <input type="checkbox"/> Peer Assisted <input type="checkbox"/> Teacher Assisted	



Look, read, trace and copy the sentences.



I have got a salad.

1
2
3
4

1
2
3
4

1
2
3
4

1
2
3
4



I haven't got fries.

1
2
3
4

1
2
3
4

1
2
3
4

Teacher's Feedback		
Description الوصف	Praise التعزيز	Support المقدم
<input type="checkbox"/> Missing H.W or date <input type="checkbox"/> You're on target! <input type="checkbox"/> You've mistakes in: القواعد النحوية Structure - الإملاء Spelling علامات الترقيم - التقييم Handwriting الخط المسافات - المسافات Direction اتجاه الكتابة الأعراف الكبيرة والصغيرة Capitalization	<input type="checkbox"/> Super! <input type="checkbox"/> Excellent! Keep it up. <input type="checkbox"/> You're progressing. <input type="checkbox"/> You can do better. Try again. <input type="checkbox"/> Others:.....	<input type="checkbox"/> Re-read the questions carefully. <input type="checkbox"/> Practice more. <input type="checkbox"/> Correct the mistakes. <input type="checkbox"/> Ask the teacher/little teacher for help. <input type="checkbox"/> Others:.....

Student's Self-assessment		
<input type="checkbox"/> Capital Letters الحروف الكبيرة <input type="checkbox"/> , / , ? <input type="checkbox"/> Finger Space المسافة <input type="checkbox"/> Handwriting الخط <input type="checkbox"/> Spelling الإملاء <input type="checkbox"/> Sentence Structure القاعدة اللغوية	<input type="checkbox"/> Independent <input type="checkbox"/> Peer Assisted <input type="checkbox"/> Teacher Assisted	



Look, read, trace and copy the sentences.



Have you got a milkshake?

1
2
3
4

1
2
3
4

1
2
3
4

1
2
3
4



Has he got a pizza?

1
2
3
4

1
2
3
4

1
2
3
4

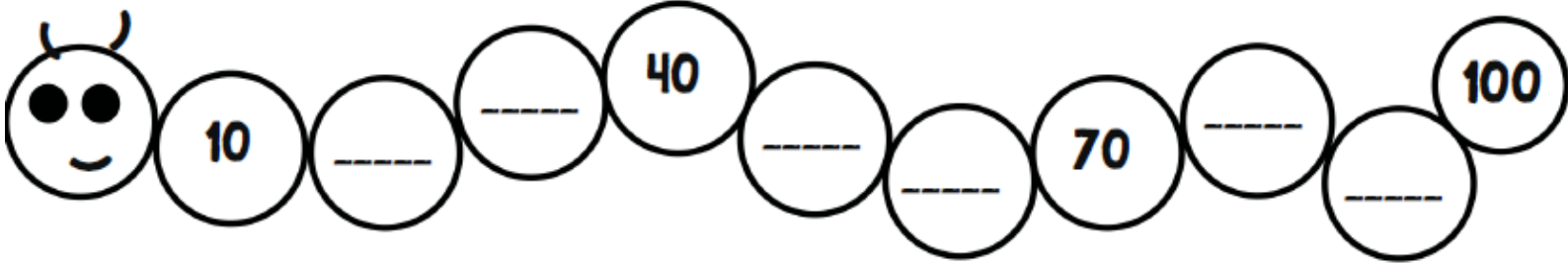
1
2
3
4

Teacher's Feedback		
Description الوصف	Praise التعزيز	Support المقدم
<input type="checkbox"/> Missing H.W or date <input type="checkbox"/> You're on target! <input type="checkbox"/> You've mistakes in: القواعد النحوية Structure - الإملاء Spelling علامات الترقيم Punctuation اتجاه الكتابة Direction - المسافات Finger space الأحرف الكبيرة والصغيرة Capitalization	<input type="checkbox"/> Super! <input type="checkbox"/> Excellent! Keep it up. <input type="checkbox"/> You're progressing. <input type="checkbox"/> You can do better. Try again. <input type="checkbox"/> Others:.....	<input type="checkbox"/> Re-read the questions carefully. <input type="checkbox"/> Practice more. <input type="checkbox"/> Correct the mistakes. <input type="checkbox"/> Ask the teacher/little teacher for help. <input type="checkbox"/> Others:.....

Student's Self-assessment		
<input type="checkbox"/> Capital Letters الحروف الكبيرة <input type="checkbox"/> .//? <input type="checkbox"/> Finger Space المسافة <input type="checkbox"/> Handwriting الخط <input type="checkbox"/> Spelling الإملاء <input type="checkbox"/> Sentence Structure القاعدة اللغوية	<input type="checkbox"/> Independent <input type="checkbox"/> Peer Assisted <input type="checkbox"/> Teacher Assisted	


Objective: To identify numbers.

 Write the missing numbers.



  Reorder the number words.

Eighty - sixty - ten - thirty - seventy - forty -
twenty - fifty - ninety



   Write the number.

one hundred -----

thirty-seven -----

Teacher's Feedback		
Description الوصف	Praise التعزيز	Support الدعم المقدم
<input type="checkbox"/> Missing H.W or date <input type="checkbox"/> You're on target! <input type="checkbox"/> You've mistakes in: القواعد النحوية Structure - الإملاء Spelling علامات الترقيم Punctuation اتجاه الكتابة Direction - المسافات Finger space الأحرف الكبيرة والصغيرة Capitalization	<input type="checkbox"/> Super! <input type="checkbox"/> Excellent! Keep it up. <input type="checkbox"/> You're progressing. <input type="checkbox"/> You can do better. Try again. <input type="checkbox"/> Others:.....	<input type="checkbox"/> Re-read the questions carefully. <input type="checkbox"/> Practice more. <input type="checkbox"/> Correct the mistakes. <input type="checkbox"/> Ask the teacher/little teacher for help. <input type="checkbox"/> Others:.....

Student's Self-assessment		
<input type="checkbox"/> Capital Letters الحروف الكبيرة <input type="checkbox"/> /,/? <input type="checkbox"/> Finger Space المسافة <input type="checkbox"/> Handwriting الخط <input type="checkbox"/> Spelling الإملاء <input type="checkbox"/> Sentence Structure القاعدة اللغوية	<input type="checkbox"/> Independent <input type="checkbox"/> Peer Assisted <input type="checkbox"/> Teacher Assisted	

Objective: To identify the blended sounds.



Colour the beginning sound.



Self-Learning

Scan the QR code listen to the song and write extra words beginning with the tr/dr sounds.



1) dr tr cr

2) dr tr cr

3) dr tr cr

4) dr tr cr

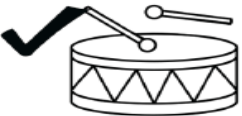
5) dr tr cr


6) dr tr cr



Write sentences using:

I've got / I haven't got










dress
 drum
 bus
 crayon

Editing pencil
 4 lines
 Upper/lower case
 .
 b
 Super!

Teacher's Feedback		
Description الوصف	Praise التعزيز	Support الدعم المقدم
<input type="checkbox"/> Missing H.W or date <input type="checkbox"/> You're on target! <input type="checkbox"/> You've mistakes in: القواعد النحوية Structure - الإملاء Spelling الخط Handwriting- علامات الترقيم Punctuation اتجاه الكتابة Direction - المسافات Finger space الأحرف الكبيرة والصغيرة Capitalization	<input type="checkbox"/> Super! <input type="checkbox"/> Excellent! Keep it up. <input type="checkbox"/> You're progressing. <input type="checkbox"/> You can do better. Try again. <input type="checkbox"/> Others:.....	<input type="checkbox"/> Re-read the questions carefully. <input type="checkbox"/> Practice more. <input type="checkbox"/> Correct the mistakes. <input type="checkbox"/> Ask the teacher/little teacher for help. <input type="checkbox"/> Others:.....

Student's Self-assessment	
<input type="checkbox"/> Capital Letters الحروف الكبيرة <input type="checkbox"/> .,/? <input type="checkbox"/> Finger Space المسافة <input type="checkbox"/> Handwriting الخط <input type="checkbox"/> Spelling الإملاء <input type="checkbox"/> Sentence Structure القاعدة اللغوية	<input type="checkbox"/> Teacher Assisted <input type="checkbox"/> Peer Assisted <input type="checkbox"/> Independent

Objective: To read for specific information.

 Read the text use (T) if the sentence is correct and (F) if the sentence is false.

Hello! My name is Adam.

This is my lunch box.

I've got an egg sandwich and an orange.

I've got salad and chicken.

But I haven't got fries or biscuits.

I like healthy food!



1. Adam hasn't got an egg sandwich.

2. Adam has got an orange.



3. Adam has got salad.

4. He has got fries.

5. He hasn't got biscuits.

 Look, read and write the correct answer.

Yes, she has. - No, she hasn't. - Yes, he has. - No, he hasn't.



1- Has he got a milkshake? _____

2- Has she got chocolate? _____

3- Has he got a carrot? _____

4- Has she got a sandwich? _____

Little Researcher:

Search for unhealthy food that people must stop. Why? 



Teacher's Feedback		
Description الوصف	Praise التعزيز	Support الدعم
<input type="checkbox"/> Missing H.W or date <input type="checkbox"/> You're on target! <input type="checkbox"/> You've mistakes in: Structure - الإملاء Spelling القواعد النحوية Punctuation علامات الترقيم Handwriting الخط Direction - المسافات Finger space اتجاه الكتابة Capitalization الأحرف الكبيرة والصغيرة	<input type="checkbox"/> Super! <input type="checkbox"/> Excellent! Keep it up. <input type="checkbox"/> You're progressing. <input type="checkbox"/> You can do better. Try again. <input type="checkbox"/> Others:.....	<input type="checkbox"/> Re-read the questions carefully. <input type="checkbox"/> Practice more. <input type="checkbox"/> Correct the mistakes. <input type="checkbox"/> Ask the teacher/little teacher for help. <input type="checkbox"/> Others:.....

Student's Self-assessment		
<input type="checkbox"/> Capital Letters الحروف الكبيرة <input type="checkbox"/> .,/? <input type="checkbox"/> Finger Space المسافة <input type="checkbox"/> Handwriting الخط <input type="checkbox"/> Spelling الإملاء <input type="checkbox"/> Sentence Structure القاعدة اللغوية	<input type="checkbox"/> Peer Assisted <input type="checkbox"/> Teacher Assisted <input type="checkbox"/> Independent	

Objective: To write a paragraph about food.

Look and write a paragraph about the food you have in this lunchbox.

- Use: I've got / I haven't got.
- Mention the following:
 - Your name.
 - Thing you have got in your lunch box.
 - Things you haven't got in your lunch box.



Editing pencil

4 lines

Upper/lower case

•



Super!


Teacher's Feedback		
Description الوصف	Praise التعزيز	Support الدعم المقدم
<input type="checkbox"/> Missing H.W or date <input type="checkbox"/> You're on target! <input type="checkbox"/> You've mistakes in: Structure - الإملاء Spelling القواعد النحوية Punctuation علامات الترقيم Handwriting الخط Direction - اتجاه الكتابة Finger space المسافات Capitalization الأحرف الكبيرة والصغيرة	<input type="checkbox"/> Super! <input type="checkbox"/> Excellent! Keep it up. <input type="checkbox"/> You're progressing. <input type="checkbox"/> You can do better. Try again. <input type="checkbox"/> Others:.....	<input type="checkbox"/> Re-read the questions carefully. <input type="checkbox"/> Practice more. <input type="checkbox"/> Correct the mistakes. <input type="checkbox"/> Ask the teacher/little teacher for help. <input type="checkbox"/> Others:.....

Student's Self-assessment		
<input type="checkbox"/> Capital Letters الحروف الكبيرة <input type="checkbox"/> ./,/? <input type="checkbox"/> Finger Space المسافة <input type="checkbox"/> Handwriting الخط <input type="checkbox"/> Spelling الإملاء <input type="checkbox"/> Sentence Structure القاعدة اللغوية	<input type="checkbox"/> Independent <input type="checkbox"/> Peer Assisted <input type="checkbox"/> Teacher Assisted	

Objective: To practice writing.

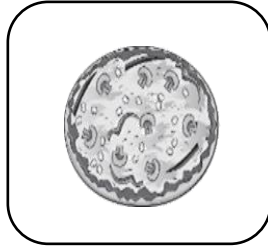
Look and write the missing letters.

①



c _ _ k _ _

②




_ i _ _

③



d _ _ _ _

④



s _ _ _ w _ _ _



Look at the picture below and write sentences. Write 2-6 words.

(5 sentences)



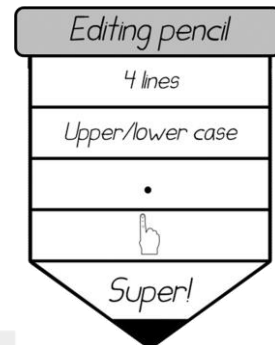
Ali



Noor



Ahmed



0. He's got a juice box.

1. _____

2. _____

3. _____

4. _____

5. _____

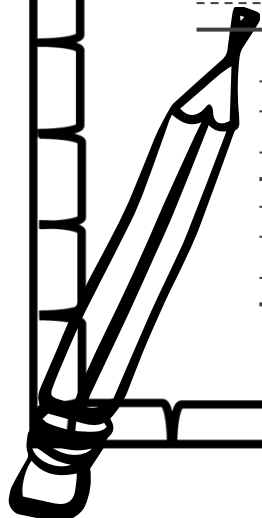
Teacher's Feedback		
Description الوصف	Praise التعزيز	Support الدعم المقدم
<input type="checkbox"/> Missing H.W or date <input type="checkbox"/> You're on target! <input type="checkbox"/> You've mistakes in: القواعد النحوية Structure - الإملاء Spelling الخط Handwriting - علامات الترقيم Punctuation اتجاه الكتابة Direction - المسافات Finger space الأحرف الكبيرة والصغيرة Capitalization	<input type="checkbox"/> Super! <input type="checkbox"/> Excellent! Keep it up. <input type="checkbox"/> You're progressing. <input type="checkbox"/> You can do better. Try again. <input type="checkbox"/> Others:.....	<input type="checkbox"/> Re-read the questions carefully. <input type="checkbox"/> Practice more. <input type="checkbox"/> Correct the mistakes. <input type="checkbox"/> Ask the teacher/little teacher for help. <input type="checkbox"/> Others:.....

Student's Self-assessment	
<input type="checkbox"/> Capital Letters الحروف الكبيرة <input type="checkbox"/> ./,/? <input type="checkbox"/> Finger Space المسافة <input type="checkbox"/> Handwriting الخط <input type="checkbox"/> Spelling الإملاء <input type="checkbox"/> Sentence Structure القاعدة اللغوية	<input type="checkbox"/> Teacher Assisted <input type="checkbox"/> Peer Assisted <input type="checkbox"/> Independent <input type="checkbox"/> Super!

Extra writing sheet


Handwriting practice sheet with 10 sets of lines. Each set consists of a solid top line, a dashed middle line, and a solid bottom line.

Amanah.com
2025 2024
الامانة



Unit 3

We've got English!



Objective: To identify the key words in the unit.

 Read and complete the sentences using the words in the box.

gym - go - got - music - ~~English~~

1. We've got ~~English~~ every week.
2. I've got _____ on Wednesday. I play the guitar.
3. She's _____ PE at 10:00 in the morning.
4. We go to the _____ at the weekend.



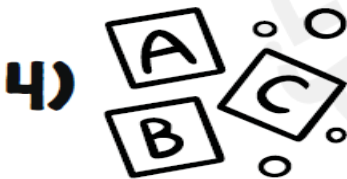
Look at the pictures and write the correct words under them.


maths - PE - science - music - English - art

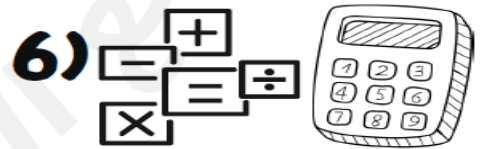












Teacher's Feedback		
Description الوصف	Praise التعزيز	Support الدعم المقدم
<input type="checkbox"/> Missing H.W or date <input type="checkbox"/> You're on target! <input type="checkbox"/> You've mistakes in: القواعد النحوية Structure - الإملاء Spelling علامات الترقيم Punctuation اتجاه الكتابة Direction - المسافات Finger space الأحرف الكبيرة والصغيرة Capitalization	<input type="checkbox"/> Super! <input type="checkbox"/> Excellent! Keep it up. <input type="checkbox"/> You're progressing. <input type="checkbox"/> You can do better. Try again. <input type="checkbox"/> Others:.....	<input type="checkbox"/> Re-read the questions carefully. <input type="checkbox"/> Practice more. <input type="checkbox"/> Correct the mistakes. <input type="checkbox"/> Ask the teacher/little teacher for help. <input type="checkbox"/> Others:.....

Student's Self-assessment		
<input type="checkbox"/> Capital Letters الحروف الكبيرة <input type="checkbox"/> .,/? <input type="checkbox"/> Finger Space المسافة <input type="checkbox"/> Handwriting الخط <input type="checkbox"/> Spelling الإملاء <input type="checkbox"/> Sentence Structure القاعدة اللغوية	<input type="checkbox"/> Independent <input type="checkbox"/> Peer Assisted <input type="checkbox"/> Teacher Assisted	

Objective: To identify the use of our/their.



Choose either (our/ their) and write it in the blank.

1. These are _____ books.



2. Those are _____ bags.



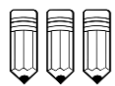
3. These are _____ pens.



Rearrange the words to form a correct sentence.

1. are- Those- rulers- . - their

2. our- are- These- t-shirts- .



Look and write sentences using our/their.






Description الوصف	Praise التعزيز	Support الدعم المقدم	<input type="checkbox"/> Capital Letters الحروف الكبيرة <input type="checkbox"/> .,/? <input type="checkbox"/> Finger Space المسافة <input type="checkbox"/> Handwriting الخط <input type="checkbox"/> Spelling الإملاء <input type="checkbox"/> Sentence Structure القاعدة اللغوية	<input type="checkbox"/> Independent <input type="checkbox"/> Peer Assisted <input type="checkbox"/> Teacher Assisted
<input type="checkbox"/> Missing H.W or date <input type="checkbox"/> You're on target! <input type="checkbox"/> You've mistakes in: Spelling الإملاء - القواعد النحوية Structure Punctuation علامات الترقيم - الخط Handwriting Direction اتجاه الكتابة - المسافات Finger space Capitalization الأحرف الكبيرة والصغيرة	<input type="checkbox"/> Super! <input type="checkbox"/> Excellent! Keep it up. <input type="checkbox"/> You're progressing. <input type="checkbox"/> You can do better. Try again. <input type="checkbox"/> Others:.....	<input type="checkbox"/> Re-read the questions carefully. <input type="checkbox"/> Practice more. <input type="checkbox"/> Correct the mistakes. <input type="checkbox"/> Ask the teacher/little teacher for help. <input type="checkbox"/> Others:.....	<input type="checkbox"/> Capital Letters الحروف الكبيرة <input type="checkbox"/> .,/? <input type="checkbox"/> Finger Space المسافة <input type="checkbox"/> Handwriting الخط <input type="checkbox"/> Spelling الإملاء <input type="checkbox"/> Sentence Structure القاعدة اللغوية	<input type="checkbox"/> Independent <input type="checkbox"/> Peer Assisted <input type="checkbox"/> Teacher Assisted

Objective: To ask and answer questions using have got.

Look and answer the questions below

Sunday art music	Monday maths science	Tuesday English PE	Wednesday science art	Thursday PE music
-------------------------------	-----------------------------------	---------------------------------	------------------------------------	--------------------------------

 Write sentences to answer the questions.

a. What have we got on Monday?

b. What have we got on Thursday?

 Write questions using the given answers.

We've got English and PE on Tuesday.

We've got art and music on Sunday.

Teacher's Feedback		
Description الوصف	Praise التعزيز	Support المقدم
<input type="checkbox"/> Missing H.W or date <input type="checkbox"/> You're on target! <input type="checkbox"/> You've mistakes in: Structure - الإملاء Spelling القواعد النحوية Punctuation علامات الترقيم - الخط Handwriting اتجاه الكتابة Direction - المسافات Finger space Capitalization الأحرف الكبيرة والصغيرة	<input type="checkbox"/> Super! <input type="checkbox"/> Excellent! Keep it up. <input type="checkbox"/> You're progressing. <input type="checkbox"/> You can do better. Try again. <input type="checkbox"/> Others:.....	<input type="checkbox"/> Re-read the questions carefully. <input type="checkbox"/> Practice more. <input type="checkbox"/> Correct the mistakes. <input type="checkbox"/> Ask the teacher/little teacher for help. <input type="checkbox"/> Others:.....

Student's Self-assessment		
<input type="checkbox"/> Capital Letters الحروف الكبيرة <input type="checkbox"/> .,/? <input type="checkbox"/> Finger Space المسافة <input type="checkbox"/> Handwriting الخط <input type="checkbox"/> Spelling الإملاء <input type="checkbox"/> Sentence Structure القاعدة اللغوية	<input type="checkbox"/> Independent <input type="checkbox"/> Peer Assisted <input type="checkbox"/> Teacher Assisted	



Look, read, trace and copy the sentences.

We've got geography on Sunday.



1
2
3
4

1
2
3
4

1
2
3
4

1
2
3
4



1+2=3 He's got maths on Thursday.

1
2
3
4

1
2
3
4


1
2
3
4






1
2
3
4

Teacher's Feedback		
Description الوصف	Praise التعزيز	Support المقدم
<input type="checkbox"/> Missing H.W or date <input type="checkbox"/> You're on target! <input type="checkbox"/> You've mistakes in: القواعد النحوية Structure - الإملاء Spelling علامات الترقيم Punctuation اتجاه الكتابة Direction - المسافات Finger space الأحرف الكبيرة والصغيرة Capitalization	<input type="checkbox"/> Super! <input type="checkbox"/> Excellent! Keep it up. <input type="checkbox"/> You're progressing. <input type="checkbox"/> You can do better. Try again. <input type="checkbox"/> Others:.....	<input type="checkbox"/> Re-read the questions carefully. <input type="checkbox"/> Practice more. <input type="checkbox"/> Correct the mistakes. <input type="checkbox"/> Ask the teacher/little teacher for help. <input type="checkbox"/> Others:.....

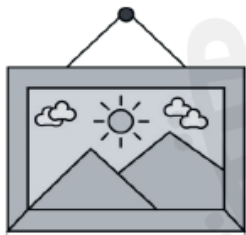
Student's Self-assessment		
<input type="checkbox"/> Capital Letters الحروف الكبيرة <input type="checkbox"/> .//? <input type="checkbox"/> Finger Space المسافة <input type="checkbox"/> Handwriting الخط <input type="checkbox"/> Spelling الإملاء <input type="checkbox"/> Sentence Structure القاعدة اللغوية	<input type="checkbox"/> Independent <input type="checkbox"/> Peer Assisted <input type="checkbox"/> Teacher Assisted	

Objective: To identify the key words in the unit.

 Read and match the pictures to the sentence using numbers.

<p>1. playground </p> <p>2. sports field </p> <p>3. art room </p> <p>4. computer room </p> <p>5. gym </p>	a) An area for kids to play outside. <input type="radio"/>
	b) A room in school for drawing and painting. <input type="radio"/>
	c) A place where you exercise using machines. <input type="radio"/>
	d) A place to use computers in school. <input type="radio"/>
	e) An outdoor playing area to practice sports. <input type="radio"/>

 Where do these things belong?




Teacher's Feedback		
Description الوصف	Praise التعزيز	Support المقدم
<input type="checkbox"/> Missing H.W or date <input type="checkbox"/> You're on target! <input type="checkbox"/> You've mistakes in: Structure - الإملاء Spelling القواعد النحوية Punctuation علامات الترقيم - الخط Handwriting اتجاه الكتابة Direction - المسافات Finger space Capitalization الأحرف الكبيرة والصغيرة	<input type="checkbox"/> Super! <input type="checkbox"/> Excellent! Keep it up. <input type="checkbox"/> You're progressing. <input type="checkbox"/> You can do better. Try again. <input type="checkbox"/> Others:.....	<input type="checkbox"/> Re-read the questions carefully. <input type="checkbox"/> Practice more. <input type="checkbox"/> Correct the mistakes. <input type="checkbox"/> Ask the teacher/little teacher for help. <input type="checkbox"/> Others:.....


Student's Self-assessment		
<input type="checkbox"/> Capital Letters الحروف الكبيرة <input type="checkbox"/> .,/? <input type="checkbox"/> Finger Space المسافة <input type="checkbox"/> Handwriting الخط <input type="checkbox"/> Spelling الإملاء <input type="checkbox"/> Sentence Structure القاعدة اللغوية	<input type="checkbox"/> Independent <input type="checkbox"/> Peer Assisted <input type="checkbox"/> Teacher Assisted	


Objective: To identify the blended sounds fl-pl-bl





Look and circle the beginning sounds.

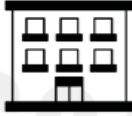
1)  fl - pl - bl

2)  fl - pl - bl

3)  fl - pl - bl

4)  fl - pl - bl

5)  fl - pl - bl

6)  fl - pl - bl



Rearrange the letters to form correct words

l - f - w - o - r - e

n - a - b - l - e - t - k

u - e - l - b

a - p - l - t - e

Self-Learning

Search for other words standing with pl-bl-fl.



Teacher's Feedback		
Description الوصف	Praise التعزيز	Support المقدم
<input type="checkbox"/> Missing H.W or date <input type="checkbox"/> You're on target! <input type="checkbox"/> You've mistakes in: القواعد النحوية Structure - الإملاء Spelling علامات الترقيم Punctuation - اتجاه الكتابة Direction - المسافات Finger space الأحرف الكبيرة والصغيرة Capitalization	<input type="checkbox"/> Super! <input type="checkbox"/> Excellent! Keep it up. <input type="checkbox"/> You're progressing. <input type="checkbox"/> You can do better. Try again. <input type="checkbox"/> Others:.....	<input type="checkbox"/> Re-read the questions carefully. <input type="checkbox"/> Practice more. <input type="checkbox"/> Correct the mistakes. <input type="checkbox"/> Ask the teacher/little teacher for help. <input type="checkbox"/> Others:.....

Student's Self-assessment		
<input type="checkbox"/> Capital Letters الحروف الكبيرة <input type="checkbox"/> .,/? <input type="checkbox"/> Finger Space المسافة <input type="checkbox"/> Handwriting الخط <input type="checkbox"/> Spelling الإملاء <input type="checkbox"/> Sentence Structure القاعدة اللغوية	<input type="checkbox"/> Independent <input type="checkbox"/> Peer Assisted <input type="checkbox"/> Teacher Assisted	

Objective: To read for specific information.

Look at the picture, read the sentences and put (✓) for Yes, No, or Don't Know. Number (0) is done for you.



Example

0. They're in the gym.

Yes

No

Don't Know

1. There are five boys.

2. I can see 3 computers.

3. They have got art.

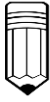
4. It's Monday.

5. They haven't got books.

Teacher's Feedback		
Description الوصف	Praise التعزيز	Support المقدم
<input type="checkbox"/> Missing H.W or date <input type="checkbox"/> You're on target! <input type="checkbox"/> You've mistakes in: الإملاء Spelling - القواعد النحوية Structure Punctuation - علامات الترقيم Handwriting - الخط Direction - اتجاه الكتابة - المسافات Finger space Capitalization - الأحرف الكبيرة والصغيرة	<input type="checkbox"/> Super! <input type="checkbox"/> Excellent! Keep it up. <input type="checkbox"/> You're progressing. <input type="checkbox"/> You can do better. Try again. <input type="checkbox"/> Others:.....	<input type="checkbox"/> Re-read the questions carefully. <input type="checkbox"/> Practice more. <input type="checkbox"/> Correct the mistakes. <input type="checkbox"/> Ask the teacher/little teacher for help. <input type="checkbox"/> Others:.....

Student's Self-assessment		
<input type="checkbox"/> Capital Letters الحروف الكبيرة <input type="checkbox"/> .,/? <input type="checkbox"/> Finger Space المسافة <input type="checkbox"/> Handwriting الخط <input type="checkbox"/> Spelling الإملاء <input type="checkbox"/> Sentence Structure القاعدة اللغوية	<input type="checkbox"/> Independent <input type="checkbox"/> Peer Assisted <input type="checkbox"/> Teacher Assisted	

Objective: To write a paragraph.



Write a short paragraph about your week using the table.

Sunday	Monday	Tuesday	Wednesday	Thursday
art music	maths science	English PE	science art	PE music

Handwriting practice lines with a watermark 'Almanahj.com' and '2025 2024'.



Search for other subjects. Write your findings.

Editing pencil

4 lines

Upper/lower case

.

Super!

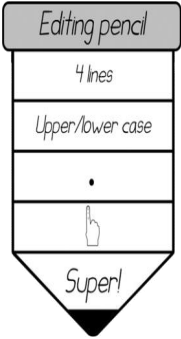
Teacher's Feedback		
Description الوصف	Praise التعزيز	Support المقدم
<input type="checkbox"/> Missing H.W or date <input type="checkbox"/> You're on target! <input type="checkbox"/> You've mistakes in: القواعد النحوية Structure - الإملاء Spelling علامات الترقيم - الترميم Handwriting الخط المسافات - اتجاه الكتابة Direction Finger space الأحرف الكبيرة والصغيرة Capitalization	<input type="checkbox"/> Super! <input type="checkbox"/> Excellent! Keep it up. <input type="checkbox"/> You're progressing. <input type="checkbox"/> You can do better. Try again. <input type="checkbox"/> Others:.....	<input type="checkbox"/> Re-read the questions carefully. <input type="checkbox"/> Practice more. <input type="checkbox"/> Correct the mistakes. <input type="checkbox"/> Ask the teacher/little teacher for help. <input type="checkbox"/> Others:.....

Student's Self-assessment		
<input type="checkbox"/> Capital Letters الحروف الكبيرة <input type="checkbox"/> .,/? <input type="checkbox"/> Finger Space المسافة <input type="checkbox"/> Handwriting الخط <input type="checkbox"/> Spelling الإملاء <input type="checkbox"/> Sentence Structure القاعدة اللغوية	<input type="checkbox"/> Independent <input type="checkbox"/> Peer Assisted <input type="checkbox"/> Teacher Assisted	

Objective: To practice for the standardized tests.

Look at the picture below and write sentences.

Write 2-6 words. (6 sentences)



0. *They play in the playground together.*

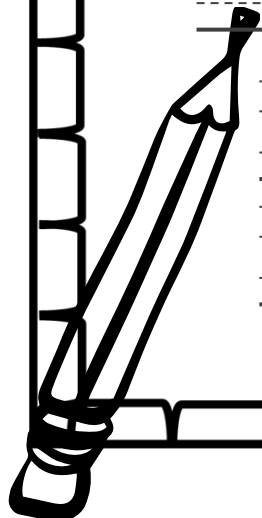
1. _____
2. _____
3. _____
4. _____
5. _____
6. _____

Teacher's Feedback			Student's Self-assessment		
Description الوصف	Praise التعزيز	Support الدعم المقدم			
<input type="checkbox"/> Missing H.W or date <input type="checkbox"/> You're on target! <input type="checkbox"/> You've mistakes in: Structure - الإملاء Spelling القواعد النحوية Punctuation - علامات الترقيم Handwriting- الخط Direction - اتجاه الكتابة Finger space Capitalization الأحراف الكبيرة والصغيرة	<input type="checkbox"/> Super! <input type="checkbox"/> Excellent! Keep it up. <input type="checkbox"/> You're progressing. <input type="checkbox"/> You can do better. Try again. <input type="checkbox"/> Others:.....	<input type="checkbox"/> Re-read the questions carefully. <input type="checkbox"/> Practice more. <input type="checkbox"/> Correct the mistakes. <input type="checkbox"/> Ask the teacher/little teacher for help. <input type="checkbox"/> Others:.....	<input type="checkbox"/> Capital Letters الحروف الكبيرة <input type="checkbox"/> , / ? <input type="checkbox"/> Finger Space المسافة <input type="checkbox"/> Handwriting الخط <input type="checkbox"/> Spelling الإملاء <input type="checkbox"/> Sentence Structure القاعدة اللغوية	<input type="checkbox"/> Peer Assisted <input type="checkbox"/> Independent <input type="checkbox"/> Teacher Assisted	

Extra writing sheet

Handwriting practice sheet with 10 sets of lines. Each set consists of a solid top line, a dashed middle line, and a solid bottom line.

Amanah.com
2025 2024
الامانة

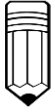


Unit 4

Let's buy
Presents!



Objective: To identify the key words in the unit. (Drilling)



Copy the words correctly on the lines.

chocolate	presents	cake
1 _____ 2 - - - - - 3 - - - - - 4 _____	1 _____ 2 - - - - - 3 - - - - - 4 _____	1 _____ 2 - - - - - 3 - - - - - 4 _____
1 _____ 2 - - - - - 3 - - - - - 4 _____	1 _____ 2 - - - - - 3 - - - - - 4 _____	1 _____ 2 - - - - - 3 - - - - - 4 _____
1 _____ 2 - - - - - 3 - - - - - 4 _____	1 _____ 2 - - - - - 3 - - - - - 4 _____	1 _____ 2 - - - - - 3 - - - - - 4 _____
1 _____ 2 - - - - - 3 - - - - - 4 _____	1 _____ 2 - - - - - 3 - - - - - 4 _____	1 _____ 2 - - - - - 3 - - - - - 4 _____
1 _____ 2 - - - - - 3 - - - - - 4 _____	1 _____ 2 - - - - - 3 - - - - - 4 _____	1 _____ 2 - - - - - 3 - - - - - 4 _____
1 _____ 2 - - - - - 3 - - - - - 4 _____	1 _____ 2 - - - - - 3 - - - - - 4 _____	1 _____ 2 - - - - - 3 - - - - - 4 _____
balloon	sweets	cards
1 _____ 2 - - - - - 3 - - - - - 4 _____	1 _____ 2 - - - - - 3 - - - - - 4 _____	1 _____ 2 - - - - - 3 - - - - - 4 _____
1 _____ 2 - - - - - 3 - - - - - 4 _____	1 _____ 2 - - - - - 3 - - - - - 4 _____	1 _____ 2 - - - - - 3 - - - - - 4 _____
1 _____ 2 - - - - - 3 - - - - - 4 _____	1 _____ 2 - - - - - 3 - - - - - 4 _____	1 _____ 2 - - - - - 3 - - - - - 4 _____
1 _____ 2 - - - - - 3 - - - - - 4 _____	1 _____ 2 - - - - - 3 - - - - - 4 _____	1 _____ 2 - - - - - 3 - - - - - 4 _____
1 _____ 2 - - - - - 3 - - - - - 4 _____	1 _____ 2 - - - - - 3 - - - - - 4 _____	1 _____ 2 - - - - - 3 - - - - - 4 _____

Teacher's Feedback		Student's Self-assessment	
Description الوصف	Praise التعزيز	Support الدعم المقدم	
<input type="checkbox"/> Missing H.W or date <input type="checkbox"/> You're on target! <input type="checkbox"/> You've mistakes in: القواعد النحوية Structure - الإملاء Spelling علامات الترقيم Punctuation - اتجاه الكتابة Direction - المسافات Finger space الأحرف الكبيرة والصغيرة Capitalization	<input type="checkbox"/> Super! <input type="checkbox"/> Excellent! Keep it up. <input type="checkbox"/> You're progressing. <input type="checkbox"/> You can do better. Try again. <input type="checkbox"/> Others:.....	<input type="checkbox"/> Re-read the questions carefully. <input type="checkbox"/> Practice more. <input type="checkbox"/> Correct the mistakes. <input type="checkbox"/> Ask the teacher/little teacher for help. <input type="checkbox"/> Others:.....	<input type="checkbox"/> Capital Letters الحروف الكبيرة <input type="checkbox"/> ./,/? <input type="checkbox"/> Finger Space المسافة <input type="checkbox"/> Handwriting الخط <input type="checkbox"/> Spelling الإملاء <input type="checkbox"/> Sentence Structure القاعدة اللغوية
			<input type="checkbox"/> Teacher Assisted <input type="checkbox"/> Peer Assisted <input type="checkbox"/> Independent

Objective: To identify the key words in the unit.

 Match the words to the pictures using numbers.

1. Chocolate







2. Balloon

3. Present

4. Card

5. Sweets

6. Cake



 Complete the following sentences using the words above.

1. I've got a ----- .





2. I haven't got ----- .





 Read and fill in the blank using the words.

sweets- card- presents - cake

Tomorrow is my birthday. In the birthday party, we eat

-----  and -----  . I've sent an invitation

-----  for my friends. I will get a lot of -----  I'm so excited for tomorrow.

Teacher's Feedback





Description الوصف	Praise التعزيز	Support الدعم المقدم
<input type="checkbox"/> Missing H.W or date <input type="checkbox"/> You're on target! <input type="checkbox"/> You've mistakes in: Structure - الإملاء Spelling القواعد النحوية Punctuation علامات الترقيم - الخط Handwriting اتجاه الكتابة Direction المسافات Finger space الأحراف الكبيرة والصغيرة Capitalization	<input type="checkbox"/> Super! <input type="checkbox"/> Excellent! Keep it up. <input type="checkbox"/> You're progressing. <input type="checkbox"/> You can do better. Try again. <input type="checkbox"/> Others:.....	<input type="checkbox"/> Re-read the questions carefully. <input type="checkbox"/> Practice more. <input type="checkbox"/> Correct the mistakes. <input type="checkbox"/> Ask the teacher/little teacher for help. <input type="checkbox"/> Others:.....

Student's Self-assessment

<input type="checkbox"/> Capital Letters الحروف الكبيرة <input type="checkbox"/> , / ? <input type="checkbox"/> Finger Space المسافة <input type="checkbox"/> Handwriting الخط <input type="checkbox"/> Spelling الإملاء <input type="checkbox"/> Sentence Structure القاعدة اللغوية	<input type="checkbox"/> Independent <input type="checkbox"/> Peer Assisted <input type="checkbox"/> Teacher Assisted
---	---

Objective: To write sentences using like/don't like correctly.

Look and choose the correct answer.

1. He (like/ likes) cake. 
2. They (like/ likes) sweets. 
3. She (don't like/ doesn't like) chocolate. 
4. We (don't like/ doesn't like) fruits. 



Self-Learning

Scan the QR code to learn more about like/likes and don't like



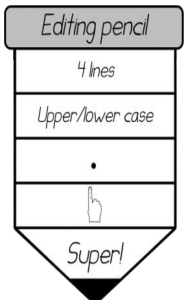
Read the paragraph and answer the questions below.

My name is Ali. I like to play football every weekend. I don't like to watch movies. I like eating chocolate, but I don't like to eat cakes.



a. What does Ali like to do?

b. What doesn't Ali like to eat?

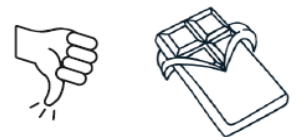


Look and write sentences using (I like/ I don't like).

1. _____



2. _____



Teacher's Feedback		
Description الوصف	Praise التعزيز	Support المقدم
<input type="checkbox"/> Missing H.W or date <input type="checkbox"/> You're on target! <input type="checkbox"/> You've mistakes in: القواعد النحوية Structure - الإملاء Spelling علامات الترقيم - التقييم Handwriting الخط اتجاه الكتابة Direction - المسافات Finger space الأحرف الكبيرة والصغيرة Capitalization	<input type="checkbox"/> Super! <input type="checkbox"/> Excellent! Keep it up. <input type="checkbox"/> You're progressing. <input type="checkbox"/> You can do better. Try again. <input type="checkbox"/> Others:.....	<input type="checkbox"/> Re-read the questions carefully. <input type="checkbox"/> Practice more. <input type="checkbox"/> Correct the mistakes. <input type="checkbox"/> Ask the teacher/little teacher for help. <input type="checkbox"/> Others:.....

Student's Self-assessment		
<input type="checkbox"/> Capital Letters الحروف الكبيرة <input type="checkbox"/> .,/? <input type="checkbox"/> Finger Space المسافة <input type="checkbox"/> Handwriting الخط <input type="checkbox"/> Spelling الإملاء <input type="checkbox"/> Sentence Structure القاعدة اللغوية	<input type="checkbox"/> Independent <input type="checkbox"/> Peer Assisted <input type="checkbox"/> Teacher Assisted	



Look, read, trace and copy the sentences.



They like cakes.

1
2
3
4

1
2
3
4

1
2
3
4

1
2
3
4



He doesn't like chocolate.

1
2
3
4

1
2
3
4

1
2
3
4

1
2
3
4


Teacher's Feedback		
Description الوصف	Praise التعزيز	Support الدعم المقدم
<input type="checkbox"/> Missing H.W or date <input type="checkbox"/> You're on target! <input type="checkbox"/> You've mistakes in: القواعد النحوية Structure - الإملاء Spelling علامات الترقيم Punctuation المسافات - اتجاه الكتابة Direction المسافات Finger space الأحرف الكبيرة والصغيرة Capitalization	<input type="checkbox"/> Super! <input type="checkbox"/> Excellent! Keep it up. <input type="checkbox"/> You're progressing. <input type="checkbox"/> You can do better. Try again. <input type="checkbox"/> Others:.....	<input type="checkbox"/> Re-read the questions carefully. <input type="checkbox"/> Practice more. <input type="checkbox"/> Correct the mistakes. <input type="checkbox"/> Ask the teacher/little teacher for help. <input type="checkbox"/> Others:.....

Student's Self-assessment		
<input type="checkbox"/> Capital Letters الحروف الكبيرة <input type="checkbox"/> ./,/? <input type="checkbox"/> Finger Space المسافة <input type="checkbox"/> Handwriting الخط <input type="checkbox"/> Spelling الإملاء <input type="checkbox"/> Sentence Structure القاعدة اللغوية	<input type="checkbox"/> Independent <input type="checkbox"/> Peer Assisted <input type="checkbox"/> Teacher Assisted	

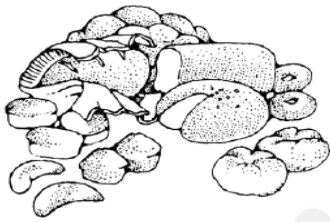
Objective: To identify the key words in the unit.



Look and write.









- | | |
|----|-----------|
| 1. | Pastries |
| 2. | Tie |
| 3. | Nuts |
| 4. | Neighbour |



Read and fill in the blank using the words above.

1. I like eating _____ like bread and cakes.

2. I don't like wearing a _____ with a suit.

3. I don't like eating crispy _____.

4. I like my _____, he's nice and friendly.

Teacher's Feedback		
Description الوصف	Praise التعزيز	Support المقدم
<input type="checkbox"/> Missing H.W or date <input type="checkbox"/> You're on target! <input type="checkbox"/> You've mistakes in: Structure - القواعد النحوية Spelling - الإملاء Punctuation - علامات الترقيم Handwriting - الخط Direction - اتجاه الكتابة Finger space - المسافات Capitalization - الأحرف الكبيرة والصغيرة	<input type="checkbox"/> Super! <input type="checkbox"/> Excellent! Keep it up. <input type="checkbox"/> You're progressing. <input type="checkbox"/> You can do better. Try again. <input type="checkbox"/> Others:.....	<input type="checkbox"/> Re-read the questions carefully. <input type="checkbox"/> Practice more. <input type="checkbox"/> Correct the mistakes. <input type="checkbox"/> Ask the teacher/little teacher for help. <input type="checkbox"/> Others:.....

Student's Self-assessment		
<input type="checkbox"/> Capital Letters الحروف الكبيرة <input type="checkbox"/> .,/? <input type="checkbox"/> Finger Space المسافة <input type="checkbox"/> Handwriting الخط <input type="checkbox"/> Spelling الإملاء <input type="checkbox"/> Sentence Structure القاعدة اللغوية	<input type="checkbox"/> Independent <input type="checkbox"/> Peer Assisted <input type="checkbox"/> Teacher Assisted	

Objective: To identify the blended sounds cl-gl-sl.



Circle the odd one out.

1. gloves - glue - clock

2. glue - clock - cloud

3. slippers - gloves - slide


4. slide - cloud - slippers

Self-Learning


Search for other words standing with cl-gl-sl



Write the missing letters (cl-gl- sl).



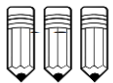
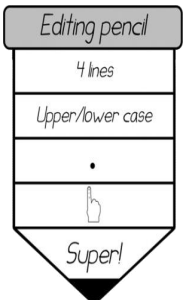
__ippers



__oves



__ock



Write two sentences using any of the words.

gloves - slippers - cloud.

Teacher's Feedback		
Description الوصف	Praise التعزيز	Support المقدم
<input type="checkbox"/> Missing H.W or date <input type="checkbox"/> You're on target! <input type="checkbox"/> You've mistakes in: القواعد النحوية Structure - الإملاء Spelling علامات الترقيم Punctuation اتجاه الكتابة Direction - المسافات Finger space الأحرف الكبيرة والصغيرة Capitalization	<input type="checkbox"/> Super! <input type="checkbox"/> Excellent! Keep it up. <input type="checkbox"/> You're progressing. <input type="checkbox"/> You can do better. Try again. <input type="checkbox"/> Others:.....	<input type="checkbox"/> Re-read the questions carefully. <input type="checkbox"/> Practice more. <input type="checkbox"/> Correct the mistakes. <input type="checkbox"/> Ask the teacher/little teacher for help. <input type="checkbox"/> Others:.....

Student's Self-assessment		
<input type="checkbox"/> Capital Letters الحروف الكبيرة <input type="checkbox"/> ./,/? <input type="checkbox"/> Finger Space المسافة <input type="checkbox"/> Handwriting الخط <input type="checkbox"/> Spelling الإملاء <input type="checkbox"/> Sentence Structure القاعدة اللغوية	<input type="checkbox"/> Independent <input type="checkbox"/> Peer Assisted <input type="checkbox"/> Teacher Assisted	<input type="checkbox"/>

Objective: To identify the key words in the unit.

 Read and circle the correct answer A,B or C.



Number (0) is done for you.

Hello! I am Layla. This 0 my neighbour Fatima.

1 got blue eyes. It's her birthday today. She's

got lots of neighbours. They 2 very nice.

She 3 chocolate cake. I 4 chocolate

cake, too. What about you? What 5 you like?

0. A is B are C has


1. A He's B She's C It's

2. A is B do C are

3. A like B don't like C likes

4. A like B doesn't like C likes

5. A do B is C does



 What does Quran say about neighbors?



Teacher's Feedback

Description الوصف	Praise التعزيز	Support المقدم
<input type="checkbox"/> Missing H.W or date <input type="checkbox"/> You're on target! <input type="checkbox"/> You've mistakes in: الإملاء Spelling القواعد النحوية Structure - علامات الترقيم Punctuation الخط Handwriting - اتجاه الكتابة Direction - المسافات Finger space الأحرف الكبيرة والصغيرة Capitalization	<input type="checkbox"/> Super! <input type="checkbox"/> Excellent! Keep it up. <input type="checkbox"/> You're progressing. <input type="checkbox"/> You can do better. Try again. <input type="checkbox"/> Others:.....	<input type="checkbox"/> Re-read the questions carefully. <input type="checkbox"/> Practice more. <input type="checkbox"/> Correct the mistakes. <input type="checkbox"/> Ask the teacher/little teacher for help. <input type="checkbox"/> Others:.....


Student's Self-assessment

<input type="checkbox"/> Capital Letters الحروف الكبيرة <input type="checkbox"/> .,/? <input type="checkbox"/> Finger Space المسافة <input type="checkbox"/> Handwriting الخط <input type="checkbox"/> Spelling الإملاء <input type="checkbox"/> Sentence Structure القاعدة اللغوية	<input type="checkbox"/> Independent <input type="checkbox"/> Peer Assisted <input type="checkbox"/> Teacher Assisted
--	---

Objective: To write a paragraph.



Look at the pictures and write a paragraph about things you like/don't like. Write 20-25 words.



Editing pencil

4 lines

Upper/lower case

•



Super!

Teacher's Feedback		
Description الوصف	Praise التعزيز	Support الدعم المقدم
<input type="checkbox"/> Missing H.W or date <input type="checkbox"/> You're on target! <input type="checkbox"/> You've mistakes in: الإملاء - Spelling القواعد النحوية Structure علامات الترقيم - Punctuation الخط Handwriting اتجاه الكتابة Direction - المسافات Finger space الأحرف الكبيرة والصغيرة Capitalization	<input type="checkbox"/> Super! <input type="checkbox"/> Excellent! Keep it up. <input type="checkbox"/> You're progressing. <input type="checkbox"/> You can do better. Try again. <input type="checkbox"/> Others:.....	<input type="checkbox"/> Re-read the questions carefully. <input type="checkbox"/> Practice more. <input type="checkbox"/> Correct the mistakes. <input type="checkbox"/> Ask the teacher/little teacher for help. <input type="checkbox"/> Others:.....

Student's Self-assessment		
<input type="checkbox"/> Capital Letters الحروف الكبيرة <input type="checkbox"/> ./,/? <input type="checkbox"/> Finger Space المسافة <input type="checkbox"/> Handwriting الخط <input type="checkbox"/> Spelling الإملاء <input type="checkbox"/> Sentence Structure القاعدة اللغوية	<input type="checkbox"/> Independent <input type="checkbox"/> Peer Assisted <input type="checkbox"/> Teacher Assisted	

Objective: To practice for the standardized tests.



Look at the picture below and write sentences.

Write 2-6 words. (6 sentences)



0. I like apples. There are two on the table.

1.

2.

3.

4.

5.

6.

Teacher's Feedback

Description الوصف	Praise التعزيز	Support المقدم
<input type="checkbox"/> Missing H.W or date <input type="checkbox"/> You're on target! <input type="checkbox"/> You've mistakes in: Structure - الإملاء Spelling القواعد النحوية Punctuation علامات الترقيم - الخط Handwriting اتجاه الكتابة Direction - المسافات Finger space Capitalization الأحرف الكبيرة والصغيرة	<input type="checkbox"/> Super! <input type="checkbox"/> Excellent! Keep it up. <input type="checkbox"/> You're progressing. <input type="checkbox"/> You can do better. Try again. <input type="checkbox"/> Others:.....	<input type="checkbox"/> Re-read the questions carefully. <input type="checkbox"/> Practice more. <input type="checkbox"/> Correct the mistakes. <input type="checkbox"/> Ask the teacher/little teacher for help. <input type="checkbox"/> Others:.....

Student's Self-assessment

<input type="checkbox"/> Capital Letters الحروف الكبيرة <input type="checkbox"/> .,/? <input type="checkbox"/> Finger Space المسافة <input type="checkbox"/> Handwriting الخط <input type="checkbox"/> Spelling الإملاء <input type="checkbox"/> Sentence Structure القاعدة اللغوية	<input type="checkbox"/> Independent <input type="checkbox"/> Peer Assisted <input type="checkbox"/> Teacher Assisted
--	---

Objective: To practice for the standardized tests.

A friend is leaving a phone message to Jassim about his birthday.

Listen and complete the notes below.

Number (0) is done for you.



Phone Order

0. Friend's name: _____

1. Date of birth: _____

2. Day of invitation : _____

3. Time to go there : _____ PM

4. Phone number: _____

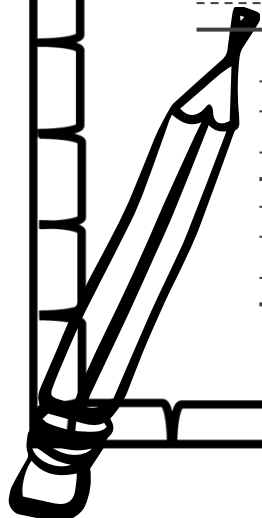
5. Favourite present: _____

Teacher's Feedback			Student's Self-assessment		
Description الوصف	Praise التعزيز	Support الدعم المقدم			
<input type="checkbox"/> Missing H.W or date <input type="checkbox"/> You're on target! <input type="checkbox"/> You've mistakes in: Structure - الإملاء Spelling القواعد النحوية Punctuation علامات الترقيم - الخط Handwriting اتجاه الكتابة Direction - المسافات Finger space Capitalization الأحرف الكبيرة والصغيرة	<input type="checkbox"/> Super! <input type="checkbox"/> Excellent! Keep it up. <input type="checkbox"/> You're progressing. <input type="checkbox"/> You can do better. Try again. <input type="checkbox"/> Others:.....	<input type="checkbox"/> Re-read the questions carefully. <input type="checkbox"/> Practice more. <input type="checkbox"/> Correct the mistakes. <input type="checkbox"/> Ask the teacher/little teacher for help. <input type="checkbox"/> Others:.....	<input type="checkbox"/> Capital Letters الحروف الكبيرة <input type="checkbox"/> .,/? <input type="checkbox"/> Finger Space المسافة <input type="checkbox"/> Handwriting الخط <input type="checkbox"/> Spelling الإملاء <input type="checkbox"/> Sentence Structure القاعدة اللغوية	<input type="checkbox"/> Independent <input type="checkbox"/> Peer Assisted <input type="checkbox"/> Teacher Assisted	

Extra writing sheet

Handwriting practice sheet with 10 sets of lines. Each set consists of a solid top line, a dashed middle line, and a solid bottom line.

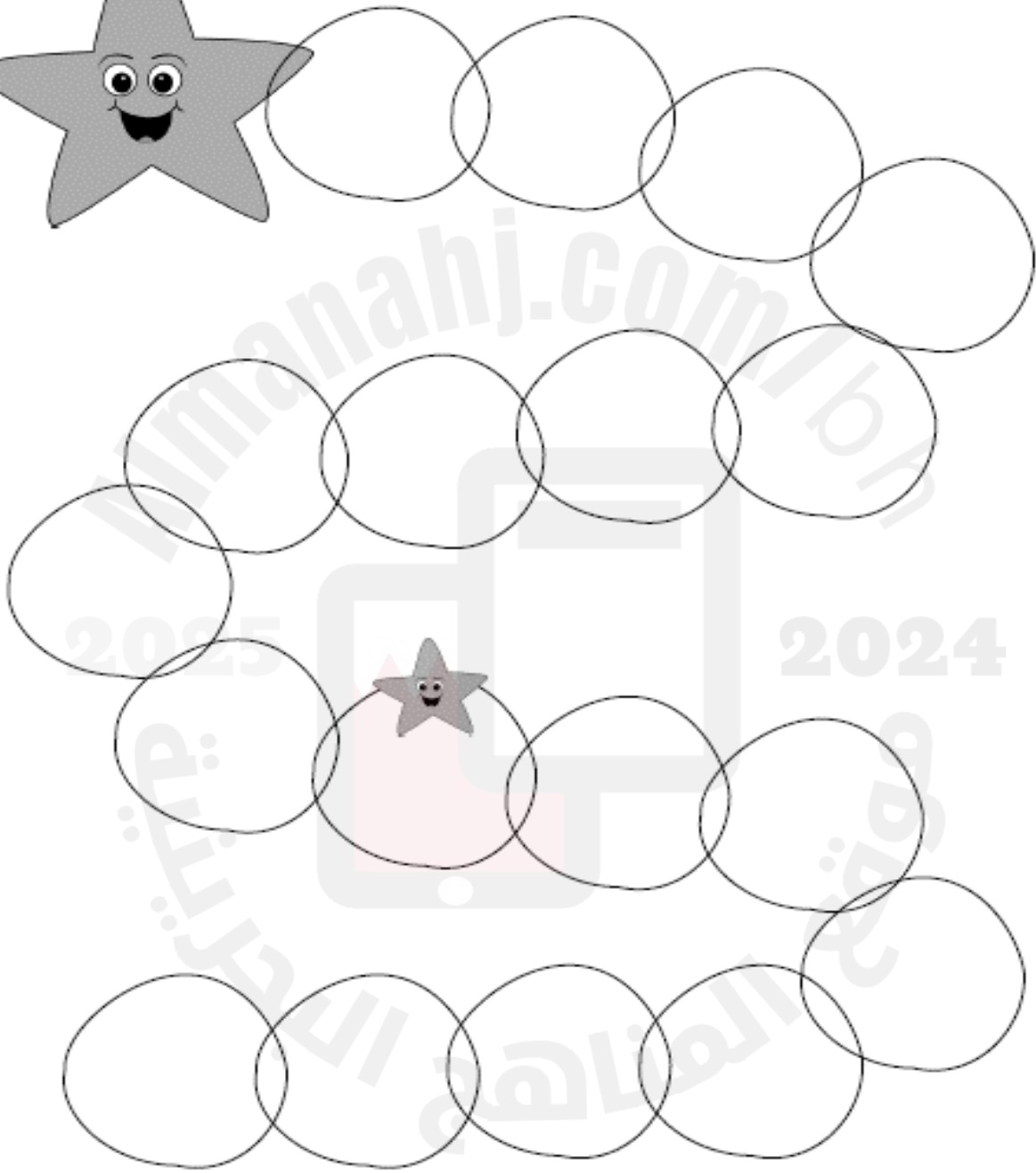
Amanah.com
2025 2024
الامانة



Dictation



Dictation Star





Dictation

<div style="border: 1px solid black; width: 50px; height: 50px; margin: 0 auto; margin-bottom: 5px;"></div> <p>My Writer....</p> <p><input type="radio"/> Excellent work.</p> <p><input type="radio"/> Great Work</p> <p><input type="radio"/> Check spelling.</p> <p><input type="radio"/> Please rewrite neatly.</p> <p>Teacher Note:</p> <p>-----</p> <p>-----</p> <p>-----</p> <p>-----</p>	<p style="text-align: center;">Title: (-----) </p> <table border="1" style="width: 100%; border-collapse: collapse;"> <tr> <td style="width: 50%; text-align: center; padding: 5px;">Day: -----</td> <td style="width: 50%; text-align: center; padding: 5px;">Date: __ / __ / 2024</td> </tr> </table> <p>-----</p> <p>-----</p> <p>-----</p> <p>-----</p> <p>-----</p>	Day: -----	Date: __ / __ / 2024
Day: -----	Date: __ / __ / 2024		

Self Correction



-----	-----	-----	-----	-----
-----	-----	-----	-----	-----
-----	-----	-----	-----	-----
-----	-----	-----	-----	-----
-----	-----	-----	-----	-----
Note: -----				



Dictation

<div style="border: 1px solid black; width: 100%; height: 50px; margin-bottom: 5px;"></div> <p>My Writer....</p> <p><input type="radio"/> Excellent work.</p> <p><input type="radio"/> Great Work</p> <p><input type="radio"/> Check spelling.</p> <p><input type="radio"/> Please rewrite neatly.</p> <p>Teacher Note:</p> <p>-----</p> <p>-----</p> <p>-----</p> <p>-----</p>	<div style="text-align: right; display: flex; justify-content: space-between;"> Title: (-----) </div> <table border="1" style="width: 100%; border-collapse: collapse; margin-top: 5px;"> <tr> <td style="width: 50%; padding: 5px;">Day: -----</td> <td style="width: 50%; padding: 5px;">Date: __ / __ / 2024</td> </tr> </table> <div style="margin-top: 10px;"> <p>-----</p> <p>-----</p> <p>-----</p> <p>-----</p> <p>-----</p> </div>	Day: -----	Date: __ / __ / 2024
Day: -----	Date: __ / __ / 2024		


Self Correction



-----	-----	-----	-----	-----
-----	-----	-----	-----	-----
-----	-----	-----	-----	-----
-----	-----	-----	-----	-----
-----	-----	-----	-----	-----
Note: -----				



Dictation

<p>My Writer....</p> <p><input type="radio"/> Excellent work.</p> <p><input type="radio"/> Great Work</p> <p><input type="radio"/> Check spelling.</p> <p><input type="radio"/> Please rewrite neatly.</p>	Title: (_____) 	
	Day: _____	Date: __ / __ / 2024
	<p>-----</p> <p>-----</p> <p>-----</p> <p>-----</p> <p>-----</p>	

Self Correction



-----	-----	-----	-----	-----
-----	-----	-----	-----	-----
-----	-----	-----	-----	-----
-----	-----	-----	-----	-----
-----	-----	-----	-----	-----
Note: -----				



Dictation

<div style="border: 1px solid black; width: 50px; height: 50px; margin: 0 auto;"></div> <p>My Writer....</p> <p><input type="radio"/> Excellent work.</p> <p><input type="radio"/> Great Work</p> <p><input type="radio"/> Check spelling.</p> <p><input type="radio"/> Please rewrite neatly.</p> <p>Teacher Note:</p> <p>-----</p> <p>-----</p> <p>-----</p> <p>-----</p>	<p style="text-align: center;">Title: (-----) ★</p> <table border="1" style="width: 100%; border-collapse: collapse;"> <tr> <td style="width: 50%; text-align: center;">Day: -----</td> <td style="width: 50%; text-align: center;">Date: __ / __ / 2024</td> </tr> </table> <p>-----</p> <p>-----</p> <p>-----</p> <p>-----</p> <p>-----</p>	Day: -----	Date: __ / __ / 2024
Day: -----	Date: __ / __ / 2024		

Self Correction



-----	-----	-----	-----	-----
-----	-----	-----	-----	-----
-----	-----	-----	-----	-----
-----	-----	-----	-----	-----
-----	-----	-----	-----	-----
<p>Note: -----</p>				



Dictation

<div style="border: 1px solid black; width: 100%; height: 100%; margin-bottom: 5px;"></div> <p>My Writer....</p> <p><input type="radio"/> Excellent work.</p> <p><input type="radio"/> Great Work</p> <p><input type="radio"/> Check spelling.</p> <p><input type="radio"/> Please rewrite neatly.</p>	<div style="border: 1px solid black; width: 100%; height: 100%; display: flex; justify-content: space-between; align-items: center;"> Title: (_____) </div> <div style="border: 1px solid black; width: 100%; height: 100%; display: flex; justify-content: space-between; align-items: center; margin-top: 5px;"> Day: _____ Date: __ / __ / 2024 </div> <div style="border: 1px solid black; width: 100%; height: 100%; margin-top: 5px;"> <p>-----</p> <p>-----</p> <p>-----</p> <p>-----</p> <p>-----</p> </div>
<p>Teacher Note:</p> <p>-----</p> <p>-----</p> <p>-----</p> <p>-----</p>	

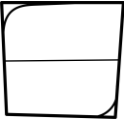

Self Correction



-----	-----	-----	-----	-----
-----	-----	-----	-----	-----
-----	-----	-----	-----	-----
-----	-----	-----	-----	-----
-----	-----	-----	-----	-----
<p>Note: -----</p>				



Dictation

 My Writer.... <input type="radio"/> Excellent work. <input type="radio"/> Great Work <input type="radio"/> Check spelling. <input type="radio"/> Please rewrite neatly.	Title: (_____) 	
	Day: _____	Date: __ / __ / 2024
Teacher Note: _____ _____ _____ _____	_____ _____ _____ _____ _____	


Self Correction



_____	_____	_____	_____	_____
_____	_____	_____	_____	_____
_____	_____	_____	_____	_____
_____	_____	_____	_____	_____
_____	_____	_____	_____	_____
Note: _____				



Dictation

<p>My Writer....</p> <p><input type="radio"/> Excellent work.</p> <p><input type="radio"/> Great Work</p> <p><input type="radio"/> Check spelling.</p> <p><input type="radio"/> Please rewrite neatly.</p>	Title: (_____) 	
	Day: _____	Date: __ / __ / 2024
	<p>-----</p> <p>-----</p> <p>-----</p> <p>-----</p> <p>-----</p>	

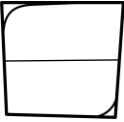

Self Correction



-----	-----	-----	-----	-----
-----	-----	-----	-----	-----
-----	-----	-----	-----	-----
-----	-----	-----	-----	-----
-----	-----	-----	-----	-----
Note: -----				



Dictation

 My Writer.... <input type="radio"/> Excellent work. <input type="radio"/> Great Work <input type="radio"/> Check spelling. <input type="radio"/> Please rewrite neatly.	Title: (_____) 	
	Day: _____	Date: __ / __ / 2024
Teacher Note: _____ _____ _____ _____	_____ _____ _____ _____ _____	

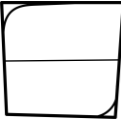

Self Correction



_____	_____	_____	_____	_____
_____	_____	_____	_____	_____
_____	_____	_____	_____	_____
_____	_____	_____	_____	_____
_____	_____	_____	_____	_____
Note: _____				



Dictation

 My Writer.... <input type="radio"/> Excellent work. <input type="radio"/> Great Work <input type="radio"/> Check spelling. <input type="radio"/> Please rewrite neatly.	Title: (_____) 	
	Day: _____	Date: __ / __ / 2024
Teacher Note: _____ _____ _____ _____	_____ _____ _____ _____ _____	

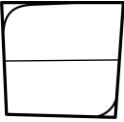

Self Correction



_____	_____	_____	_____	_____
_____	_____	_____	_____	_____
_____	_____	_____	_____	_____
_____	_____	_____	_____	_____
_____	_____	_____	_____	_____
Note: _____				



Dictation

	Title: (_____) 	
	Day: _____	Date: __ / __ / 2024
My Writer.... <input type="radio"/> Excellent work. <input type="radio"/> Great Work <input type="radio"/> Check spelling. <input type="radio"/> Please rewrite neatly.	_____ _____ _____ _____ _____	
Teacher Note: _____ _____ _____ _____		

Self Correction



_____	_____	_____	_____	_____
_____	_____	_____	_____	_____
_____	_____	_____	_____	_____
_____	_____	_____	_____	_____
_____	_____	_____	_____	_____
Note: _____				

Reading



www.almanahi.com/bh
2024
www.almanahi.com/bh



Story Time



Date: _____

Title

Author

Main Characters

Place

Time

Plot

Words I learned

Draw something you liked



Story Time



Date: _____

Title

Author

Main Characters

Place

Time

Plot

Words I learned

Draw something you liked



Story Time



Date: _____

Title

Author

Main Characters

Place

Time

Plot

Words I learned

Draw something you liked



Story Time



Date: _____

Title

Author

Main Characters

Place

Time

Plot

Words I learned

Draw something you liked



Story Time



Date: _____

Title

Author

Main Characters

Place

Time

Plot

Words I learned

Draw something you liked



Story Time



Date: _____

Title

Author

Main Characters

Place

Time

Plot

Words I learned

Draw something you liked



Story Time



Date: _____

Title

Author

Main Characters

Place

Time

Plot

Words I learned

Draw something you liked



Story Time



Date: _____

Title

Author

Main Characters

Place

Time

Plot

Words I learned

Draw something you liked