

تم تحميل هذا الملف من موقع المناهج البحرينية



second semester 2022/2024

[موقع المناهج](#) ← [المناهج البحرينية](#) ← [الصف الثالث](#) ← [لغة انجليزية](#) ← [الفصل الثاني](#) ← [الملف](#)

تاريخ إضافة الملف على موقع المناهج: 12:59:25 2024-05-14

التواصل الاجتماعي بحسب الصف الثالث



اضغط هنا للحصول على جميع روابط "الصف الثالث"

روابط مواد الصف الثالث على تلغرام

[الرياضيات](#)

[اللغة الانجليزية](#)

[اللغة العربية](#)

[التربية الاسلامية](#)

المزيد من الملفات بحسب الصف الثالث والمادة لغة انجليزية في الفصل الثاني

[فقرات اللغة الإنجليزية](#)

1

[أسئلة امتحان اللغة الإنجليزية](#)

2

[نشاط اللغة الإنجليزية](#)

3

[مراجعة الوحدة الخامسة](#)

4



[\(Unit 2 Have you got a milkshake Grade 3 First Term Bookle \(2023-2024](#)

5



Grade 3

Second Semester 2022-2023




Name












Differentiated
Instruction

Class



I promise to be a good student, learn English and follow these rules: !

Virtual Classroom Rules

 Be on time.	 Act like you're at school.	 Sit in 1 spot during class.
 Keep yourself muted.	 Turn on your video.	 Raise your hand to talk.
 Listen.	 No eating during class.	 HAVE FUN AND DO YOUR BEST!

© 2020 www.thekindergartenmagboard.com

Student name: _____


My SMART GOAL

I want to _____

by _____

so I will _____



_____ to meet my goal.



Unit 5





<p>What is the time ?</p> <p>What's the time?</p>	<p>It is o'clock.</p> <p>It's o'clock.</p>	<p>What's the time?</p>  <p>It's seven o'clock.</p>
<p>get up brush my teeth have breakfast have lunch have dinner go to bed</p>	<p>at o'clock.</p>	<p>I go to bed at 8 o'clock.</p> 

Let's watch a video!!!



Unit 5 - Reading to succeed

Aims: -To read words and sentences about the daily routine.

- 1- get up - have breakfast- go to bed - go to home- have dinner - go to school
- 2- What's the time? It's seven o'clock.
- 3- He gets up at five o'clock.
- 4- He has dinner at nine o'clock.
- 5- in the morning, in the afternoon, in the evening, at night.
- 6- smile, small, snow, snake, sky, skate, star, stairs.

In the morning, I get up at seven o'clock. I get dressed. I have breakfast cereal, bread and milk. Then I go to school at eight o'clock.



get up



have breakfast



go to school



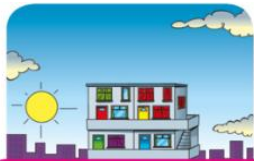
go home



have dinner



go to bed



in the morning



in the afternoon



in the evening



at night



sm smile small



sn snow snake



st stairs star



sk sky skates

Self assessment: How is my reading?



Excellent



Good



Developing

Unit (5) - What's the time?

Aim : To practice writing words about daily routine.

5

★ Level A

get up

have breakfast

go to school

go home

have dinner

go to bed

What's the time?

It's seven o'clock.

→ The -Start with a capital letter



I see a dog. → -End with a full stop



like -Write on the lines



The dog is -Finger space



like -Write left to right

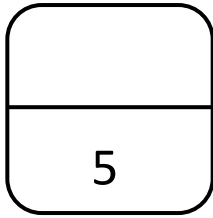


✓ like -Correct spelling



Unit (5) - What's the time?

Aim : To practice writing sentences about daily



☆☆ Level B

I get up in the morning.

He goes to school in the morning.

I go home in the afternoon.

He has lunch in the afternoon.

I have dinner in the evening.

I go to bed at night.

→ The -Start with a capital letter



I see a dog. -End with a full stop



like -Write on the lines



The dog is -Finger space



like -Write left to right



✓ like -Correct spelling



Unit (5) - What's the time?

Aim : To practice writing sentences about daily



Level C

5

I can see the stars in the sky in the evening.

My mother has a small smile.

I can't skate on the stairs.

There is a snake on the snow.

The - Start with a capital letter



I see a dog. - End with a full stop



like - Write on the lines



The dog is - Finger space



like - Write left to right



like - Correct spelling



Aims: To read for specific information.
To write words and sentences correctly.

★ Complete the sentences with words from the box:

get up - go to bed - have dinner - go to school



.....

.....

.....

★ 2. Look at the table and complete the sentences:

	get up	have dinner	go to bed
Rosy			
Billy			

- Rosy gets up at seven o'clock
- Billy gets up at
- Rosy goes to bed at
- Billy has dinner at
- Rosy has dinner at

★ 3. Look at the picture and write a sentence:



.....
.....

I'm proud of you because of:

Your good handwriting.

Your correct answers.

Using correct punctuation.

Good and it's time to:

Correct spelling mistakes.

Correct mistakes.


Keep finger space between words.

Use (./,/?)

Write neatly / on lines.

Complete missing work.

/ / T.



Aims: To read for specific information.
To write words and sentences correctly.

★ 1. Complete the sentences with words from

in the morning - in the afternoon - in the evening - at night

1- I get up



2- I go to bed



3- I go home



4. I have dinner



★★ 2. Look at the picture and complete the sentences:

1- I eat breakfast



2- I go home



★★★ 3. Look at the picture and write a sentence use (at night) and the time (o'clock):



.....
.....

I'm proud of you because of:

Your good handwriting. Your correct answers. Using correct punctuation.

Good and it's time to:

Correct spelling mistakes. Correct mistakes. Keep finger space between words.

Use (./,/?). Write neatly / on lines. Complete missing work.

/ / T.





1. Look at the box and complete the words:

Aims: To read for specific information.
To write words and sentences correctly.

sm - sk - sn - st



_ _ i l e


_ _ a t e s

_ _ o w

_ _ a r



2. Look at the picture and complete the



There are in the

Don't on the



3. Look at the picture and write a sentence use

(small) :



I'm proud of you because of:

Your good handwriting.

Your correct answers.

Using correct punctuation.

Good and it's time to:

Correct spelling mistakes.

Correct mistakes.

Keep finger space between words.

Use (. / , ?)

Write neatly / on lines.

Complete missing work.

/ / T.



Reading- My day**Aims:** To read for specific information.

My name is Fatima. I get up at six o'clock in the morning. Then I have breakfast. I go to school at eight o'clock. In the afternoon, I go home at five o'clock and I do my homework in the living room. I have dinner at seven o'clock in the evening, and I go to bed at ten o'clock at night.

★ 1. Read and put (T) for true sentences and (F) for false sentences:

1- The girl's name is Mona. ()

2- Fatima gets up at seven o'clock in the morning. ()

3- Fatima does her homework in the afternoon. ()

4- Fatima goes to school at eight o'clock in the evening. ()

5

★ 3. 2. Read and answer the questions:

1- When does Fatima go home?

2- Where does Fatima do her homework?

3- What does Fatima do in the evening?

I'm proud of you because of:

Your good handwriting.

Your correct answers.

Using correct punctuation.

Good and it's time to:

Correct spelling mistakes.

Correct mistakes.

Keep finger space between words.

Use (. / , ?)

Write neatly / on lines.

Complete missing work.

/ / T.

Aims: To write a paragraph about daily routines.

- Read about Ahmed's daily routine.

Hi, my name is Ali. I'm 10. Every day I get up at 5:00 in the morning. Next, I have breakfast at 6:00. Then, I go to school at 7:00. After that, I go home at 2:00. Then I do my homework in the afternoon. After that, I have dinner at 6:00. Finally, I go to bed at night.

- Now, write about your daily routine:



.....

.....

.....

.....

.....

.....

.....

😊 Good try and to be much better

use **CAPITALS**

use (. / ,)

write neatly

correct the mistakes

complete the missing

write full sentence

Unit (5) - Lesson 6

Aims: To write a paragraph about daily routines.

- Now, write about daily routine:



- Write your name and age.
- What do you do in the morning, and the time. (use o'clock)
- What do you do in the afternoon, and the time. (use o'clock)
- What do you do in the evening, and the time. (use o'clock)

.....

.....

.....

.....

.....

.....

.....

☐ 😊 Good try and to be much better		
use CAPITALS	use (. / ,)	write neatly
correct the mistakes	complete the missing	write full sentence

Unit 5 - Extra
Activity

Glue your
paper here.

I'm proud of you because of:

Your good handwriting.

Your correct answers.

Using correct punctuation.

Good and it's time to:

Correct spelling mistakes.

Correct mistakes.

Keep finger space between words.

Use (. /,/?)

Write neatly / on lines.

Complete missing work.

/ / T.

Date: _____

Unit 5 - Project

Glue your
project here.



Unit 6



verbs adjectives simple sentence nouns

Grammar

syntax complex sentence adverbs similies

<p>Where does work?</p>	<p>..... works in a</p>	<p>Where does she work? She works in a hospital.</p>
<p>Does work in a?</p>	<p>Yes, does. No, doesn't.</p>	<p> Does he work in a hospital? No, he doesn't.</p> <p></p>

Let's watch a video!!!



Unit 6 - Reading to succeed

19

Aims: -To read words and sentences about occupations.

1. hospital- school- airport- police station- fire station- shop
2. Where does she work? She works in a hospital.
3. Does he work in a shop? Yes, he does / No, he doesn't.
4. My mum works in an airport.
5. station, zoo, supermarket, bank, garage
lake, gate, face, plane

In the morning, my mum goes to work. She works in a hospital. She is a nurse. In the evening, my dad goes to work. He works in an airport. He's a pilot. I want to be a pilot too!



hospital



school



airport

police
stationfire
station

shop



station



zoo



supermarket



bank



garage

lake



gate



face



plane

**Self assessment:** How is my reading?

Excellent



Good



Developing

Unit (6) - Where does she work?

Aim : To practice writing words about occupations.

5

★ Level A

hospital

school

airport

police station

fire station

shop

where does he work?

He works in a shop.

Where does she work?

She works in a hospital.

The -Start with a capital letter



I see a dog. -End with a full stop



like -Write on the lines



The dog is -Finger space



like -Write left to right

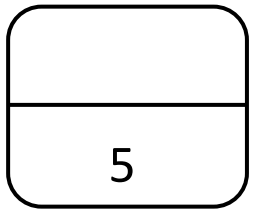


✓ like -Correct spelling



Unit (6) - Where does she work?

Aim : To practice writing sentences about occupations.



☆☆ Level B

where does he work?

He works in a police stations.

Does he work in a fire station?

Yes, he does.

Does your brother work in an airport?

No, he doesn't.

My mum works in an airport.

→ The -Start with a capital letter



I see a dog. -End with a full stop



like -Write on the lines



The dog is -Finger space



like -Write left to right



✓ like -Correct spelling



Unit (6) - Where does she work?

Aim: To practice writing sentences about occupations.

 Level C

5

They work in a station.

My brother works in a bank.

The gate is near the lake.

There are plans in the airport.

A smile on my face.

 The -Start with a capital letter



I see a dog.  -End with a full stop



like -Write on the lines



The dog is  -Finger space



like -Write left to right



 like -Correct spelling



Aims: To read for specific information.
To write words and sentences correctly.

★ Complete the sentences with words from the

school- airport- police station- fire station



.....

.....

.....

★ 2. Look at the box and complete the sentences:

Hospital - school - fire station - shop

1- He works in a

2- She works in

3- He works



3. Look at the picture and write a sentence use
(He / She)



.....
.....

I'm proud of you because of:

Your good handwriting.

Your correct answers.

Using correct punctuation.

Good and it's time to:

Correct spelling mistakes.

Correct mistakes.

Keep finger space between words.

Use (. / / ?)

Write neatly / on lines.

Complete missing work.

/ / T.



Aims: To read for specific information.
To write words and sentences correctly.

★ 1. Read and complete the sentences:

1- Where he work ?

- He in a



2- does she work ?

- works in



★★ 2. Look at the picture and write a question:

1- Q: Does?



2- Q:




3- Q:



★★★ 3. Look at the picture and write a question and sentence use (**works**):

Q:

A:



I'm proud of you because of:

Your good handwriting. Your correct answers. Using correct punctuation.

Good and it's time to:

Correct spelling mistakes. Correct mistakes. Keep finger space between words.

Use (.,/?) Write neatly / on lines. Complete missing work.

/ / T.



Aims: To read for specific information.
To write sentences correctly.



1. Read and write the missing letters:



5

_ a _ e

_ a _ e

_ a _ e

_ _ a _ e



2. Look at the picture and complete the sentence:




There are in the

There's a near the



3. Look at the picture and write a sentence :



.....
.....

I'm proud of you because of:

Your correct answers.

Using correct punctuation.

Your good handwriting.

Good and it's time to:

Correct mistakes.

Keep finger space between words.

Correct spelling mistakes.

Write neatly / on lines.

Complete missing work.

Use (. / , ?)

/ / T.



Reading- My day

My name is Peter. My dad works in a bank. Every day, he gets up at five o'clock in the morning. He puts on a blue shirt, black trousers and a tie. He has breakfast with us. Then he goes to work by car. In his office, my dad has got a big table. There is a computer on his table. He goes home at 4 o'clock and we all have dinner together at seven o'clock in the evening.



1. Read and put (T) for true sentences and (F) for false sentences:

- 5- The computer is on the table. ()
- 6- Dad goes to work by bus. ()
- 7- The family has lunch at four o'clock. ()



2. Read and answer the questions:

1. Where does Peter's dad work?

2. When does he get up?

3. Where does he go at 4 o'clock?

I'm proud of you because of:

Your good handwriting.

Your correct answers.

Using correct punctuation.

Good and it's time to:

Correct spelling mistakes.

Correct mistakes.

Keep finger space between words.

Use (. /, /?)

Write neatly / on lines.

Complete missing work.

/ / T.

Aims: To write a paragraph about occupations.

- Read about Fahad's occupation.

Hi, My name is Fahad. This is my family. My dad is a policeman. He works in a police station. He gets up at 8:00 o'clock every day. My mum works at school. She is a teacher. She goes to work at 6:00 in the morning. My grandma doesn't work. When I grow up, I'd like to be a doctor.

- Now, write about your work:

- *What your name is.
- *What is your father/mother/brother/.....
- * Where he /she works
- *When he gets up / goes to work
- *Who doesn't work
- *What you would like to be when you grow up.

.....

.....

.....

.....

.....

.....

.....

<input type="checkbox"/> 😊 Good try and to be much better		
use CAPITALS	use (. / ,)	write neatly
correct the mistakes	complete the missing	write full sentence

Date: _____

Unit 6 - Extra
Activity

Glue your
paper here.

I'm proud of you because of:

Your good handwriting.

Your correct answers.

Using correct punctuation.

Good and it's time to:

Correct spelling mistakes.

Correct mistakes.

Keep finger space between words.

Use (. /,/?)


Write neatly / on lines.

Complete missing work.

/ / T.

Unit 6 - Project

Glue your
project here.



Unit 7 - Reading to succeed**Aims:** -To read words and sentences about the weather.

7- raining- windy- hot- cold- snowing-sunny

8- What's the weather like? It's cold.

9- It's hot. Put on your sun hat.

10-It's snowing. Don't put on your shorts.

11- Fly a kite, make a snowman, wear coat, go outside, go ice skating

12-bike, kite, nine, white, line

It's six o'clock in the morning. Here is the weather news.
It's very cold outside. Wear warm coat and hats.



raining



windy



hot



cold



snowing



sunny



fly a kite



make a snowman



wear coats



go outside



go ice skating



bike



kite



nine



white



line

Self assessment: How is my reading?

Excellent



Good



Developing

Unit (7) - It's hot today!

Aim : To practice writing words about the weather.

★ Level A

5

raining

windy

hot

cold

snowing

What's the weather?

It's hot. Put on a hat.

What's the weather?

It's cold. Don't put on shorts.

The

-Start with a capital letter



I see a dog.

-End with a full stop



like

-Write on the lines



The dog is

-Finger space



like

-Write left to right



like

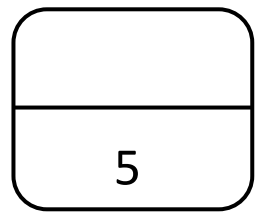
-Correct spelling

33



Unit (7) - It's hot today!

Aim : To practice writing words about the weather.



☆☆ Level B

I like ice skating.

Let's us make a snowman.

It's cold. Let's wear our coats.

It's hot. Let's go outside and play.

It's windy. Let's fly a kite.

→ The -Start with a capital letter



I see a dog. ↘ -End with a full stop



like -Write on the lines



The dog is -Finger space



like -Write left to right



✓ like -Correct spelling



Unit (7) - It's hot today!

Aim : To practice writing words about the weather.



Level C

5

I have got a new bike.

I can fly a kite.

I am nine years old.

The snow is white.

We have to wait in line.

→ The -Start with a capital letter



I see a dog. ↘ -End with a full stop



like -Write on the lines



The dog is -Finger space



like -Write left to right



✓ like -Correct spelling



Aims: To read for specific information.
To write words and sentences correctly.

★ Complete the sentences with words from the box:

cold - sunny - hot - raining

5

- 6. It's Put on your coat.
- 7. It's Put on your sun hat.
- 8. It's Don't put on your coat.

★ 2. Look at the picture and complete the sentences:



It's

Don't

coat

It's

Put



cold

★ 3. Look at the picture and write a sentence:



rain
coat

.....

.....

I'm proud of you because of:

Your good handwriting. Your correct answers. Using correct punctuation.

Good and it's time to:

Correct spelling mistakes. Correct mistakes. Keep finger space between words.

Use (. /, /?) Write neatly / on lines. Complete missing work.

/ / T.



Aims: To read for specific information. To write words and sentences correctly.

★ 1. Complete the sentences with words from the box:

make a snowman - wear a coat - fly - snowing - raining

1-When it's windy, we _____ a kite .



2-When it's cold, we _____



3- When it's _____, we _____



★★ 2.Look at the picture and re-order the sentences:

1- I - bike. - can - ride - a

.....

2- years - old. - I - nine - am

.....

★★★ 3. Look at the picture and write a sentence:



go ice skating

.....
.....

I'm proud of you because of:


Your good handwriting. Your correct answers. Using correct punctuation.

Good and it's time to:

Correct spelling mistakes. Correct mistakes. Keep finger space between words.

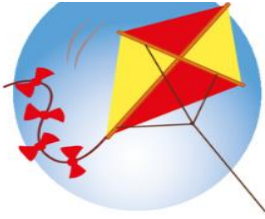
Use (. /,/?) Write neatly / on lines. Complete missing work.

/ / T.



Aims: To read for specific information. To write words and sentences correctly.

★ 1. Look at the box and complete the words:



_ i _ e



_ _ i _ e



_ i _ e

★ 2. Look at the picture and re-order the sentences:

1- I - bike. - can - ride - a

2- years - old. - I - nine - am

★ ★ ★ 3. Look at the picture and write a sentence use (white):



I'm proud of you because of:

Your good handwriting.

Your correct answers.

Using correct punctuation.

Good and it's time to:

Correct spelling mistakes.

Correct mistakes.

Keep finger space between words.

Use (./,?)

Write neatly / on lines.

Complete missing work.

/ / T.



Reading- My day

Hello, my name is Max. I'm six years old. I have two brothers and one sister. I live in a house near the lake and every morning we take a walk.

My father is a teacher, he teaches maths, and my mother is a doctor at a big hospital. My brothers are in grade 10 and 12 and my sister is in 6th grade. My oldest brother wants to be a vet when he grows up. My grandmother also lives with us. She came from Italy when I was two years old. She cooks the best food!

We do lots of things together. My brothers and I like to go skateboarding after school. My sister likes to cook with my grandmother. On the weekends we go shopping in the mall with my cousin. We always have a good time. I love my family very much.



1. Read and put (T) for true sentences and (F) for false sentences:

0- Max has ----- brothers.

A- two B- one C- six

1- Mother is a ----- .

A- teacher B- vet c- doctor

2- My ----- is in grade 6.

A- brother B- sister c- cousin

3- My sister likes to -----.

A- cook B- skateboard C- go shopping.



2. Read and answer the questions:

1. What does Max like to do on the weekends?

2. Who wants to be a vet?

I'm proud of you because of:

Your good handwriting.

Your correct answers.

Using correct punctuation.

Good and it's time to:

Correct spelling mistakes.

Correct mistakes.

Keep finger space between words.

Use (., /, ?)

Write neatly / on lines.

Complete missing work.

/ / T.

Aims: To write a paragraph about daily routines.

- Write a short story.

- Your name.
- Age.
- What's your favourite weather?
- What can you wear?
- What activities can you do?

.....

.....

.....

.....

.....

.....

.....

.....

.....

.....

<input type="checkbox"/> 😊 Good try and to be much better		
use CAPITALS	use (. / ,)	write neatly
correct the mistakes	complete the missing	write full sentence

Unit 5 - Extra
Activity

Glue your
paper here.

I'm proud of you because of: Your good handwriting. Your correct answers. Using correct punctuation.**Good and it's time to:** Correct spelling mistakes. Correct mistakes. Keep finger space between words. Use (. /,/?) Write neatly / on lines. Complete missing work.

/ / T.

Unit 7 - Value

Aims: - The value of taking care of the weather.

Unit 7 Values Let's look after our world

1 Look and draw ☺ or ☹.



2 Draw.

Remember!

Keep it up! Like


<input type="checkbox"/>	☺ Very good answers
<input type="checkbox"/>	☺☺ Excellent answers
<input type="checkbox"/>	☺☺☺ Excellent & Neat

Unit 7 - Project

Glue your
project here.

Unit 7

It's hot today!



13-raining- windy- hot- cold- snowing-sunny

14- What's the weather like? It's cold.

15-It's hot. Put on your sun hat.

16-It's snowing. Don't put on your shorts.

17- Fly a kite, make a snowman, wear coat, go outside, go ice skating

18-bike, kite, nine, white, line

It's six o'clock in the morning. Here is the weather news.
It's very cold outside. Wear warm coat and hats.



raining



windy



hot



cold



snowing



sunny



fly a kite



make a snowman



wear coats



go outside



go ice skating



bike



kite



nine



white



line

Self assessment: How is my reading?



Excellent



Good



Developing

Unit (7) - It's hot today!

47

Aim : To practice writing words about the weather.

★ Level A

5

raining

windy

hot

cold

snowing

What's the weather?

It's hot. Put on a hat.

What's the weather?

It's cold. Don't put on shorts.


The - Start with a capital letter

I see a dog. - End with a full stop

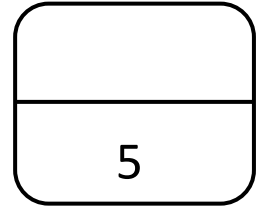
like - Write on the lines

 The dog is **like** - Finger space

like - Write left to right

 ✓ **like** - Correct spelling


Aim : To practice writing words about the weather.



☆☆ Level B

I like ice skating.

Let's us make a snowman.

It's cold. Let's wear our coats.

It's hot. Let's go outside and play.

It's windy. Let's fly a kite.

→ The -Start with a capital letter



I see a dog. ↘ -End with a full stop



like -Write on the lines



The dog is -Finger space



like -Write left to right



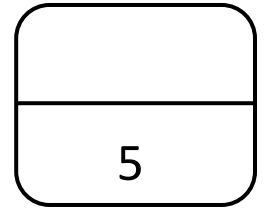
✓ like -Correct spelling



Aim : To practice writing words about the weather.



Level C



I have got a new bike.

I can fly a kite.

I am nine years old.

The snow is white.

We have to wait in line.

The -Start with a capital letter



I see a dog. -End with a full stop



like -Write on the lines



The dog is -Finger space



like -Write left to right



like -Correct spelling



Aims: To read for specific information.
To write words and sentences correctly.

★ Complete the sentences with words from the box:

cold - sunny - hot - raining

- 9. It's Put on your coat.
- 10. It's Put on your sun hat.
- 11. It's Don't put on your coat.

★ 2. Look at the picture and complete the sentences:



It's
Don't

coat

It's
Put



cold

★ 3. Look at the picture and write a sentence:

.....
.....



rain
coat

I'm proud of you because of:

Your good handwriting. Your correct answers. Using correct punctuation.

Good and it's time to:

Correct spelling mistakes. Correct mistakes. Keep finger space between words.

Use (., /, /?) Write neatly / on lines. Complete missing work.

/ / T.



★ 1. Complete the sentences with words from the box:

make a snowman - wear a coat - fly - snowing - raining

1-When it's windy, we _____ a kite .



2-When it's cold, we _____



3- When it's _____, we _____



★ ★ 2.Look at the picture and re-order the sentences:

1- I - bike. - can - ride - a

.....

2- years - old. - I - nine - am

.....

★ ★ ★ 3. Look at the picture and write a sentence:

.....

.....



go ice skating

I'm proud of you because of:

Your good handwriting.

Your correct answers.

Using correct punctuation.

Good and it's time to:

Correct spelling mistakes.

Correct mistakes.

Keep finger space between words.

Use (./,/?)

Write neatly / on lines.

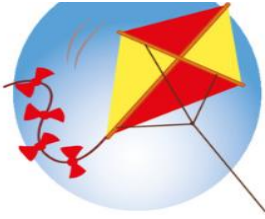
Complete missing work.

/ / T.



Aims: To read for specific information. To write words and sentences correctly.

★ 1. Look at the box and complete the words:



_ i _ e



_ _ i _ e



_ i _ e

★ 2. Look at the picture and re-order the sentences:

1- I - bike. - can - ride - a

2- years - old. - I - nine - am

★ ★ ★ 3. Look at the picture and write a sentence use (white):



I'm proud of you because of:

Your good handwriting.

Your correct answers.

Using correct punctuation.

Good and it's time to:

Correct spelling mistakes.

Correct mistakes.

Keep finger space between words.

Use (./,/?)

Write neatly / on lines.

Complete missing work.

/ / T.



Reading- My day

Hello, my name is Max. I'm six years old. I have two brothers and one sister. I live in a house near the lake and every morning we take a walk.

My father is a teacher, he teaches maths, and my mother is a doctor at a big hospital. My brothers are in grade 10 and 12 and my sister is in 6th grade. My oldest brother wants to be a vet when he grows up. My grandmother also lives with us. She came from Italy when I was two years old. She cooks the best food!

We do lots of things together. My brothers and I like to go skateboarding after school. My sister likes to cook with my grandmother. On the weekends we go shopping in the mall with my cousin. We always have a good time. I love my family very much.



1. Read and put (T) for true sentences and (F) for false sentences:

1- Max has ----- brothers.

B- two B-one C- six

4- Mother is a ----- .

A-teacher B-vet c-doctor

5- My ----- is in grade 6.

B- brother B- sister c-cousin

6- My sister likes to -----.

B- cook B-skateboard C-go shopping.



2. Read and answer the questions:

1. What does Max like to do on the weekends?

2. Who wants to be a vet?

I'm proud of you because of:

Your good handwriting.

Your correct answers.

Using correct punctuation.

Good and it's time to:

Correct spelling mistakes.

Correct mistakes.

Keep finger space between words.

Use (. /,/?)

Write neatly / on lines.

Complete missing work.

/ / T.

Aims: To write a paragraph about daily routines.

- Write a short story.

- Your name.
- Age.
- What's your favourite weather?
- What can you wear?
- What activities can you do?

.....

.....

.....

.....

.....

.....

.....

.....

.....

.....

<input type="checkbox"/> 😊 Good try and to be much better		
use CAPITALS	use (. / ,)	write neatly
correct the mistakes	complete the missing	write full sentence

Unit 5 - Extra
Activity



I'm proud of you because of:

Your good handwriting.

Your correct answers.

Using correct punctuation.

Good and it's time to:

Correct spelling mistakes.

Correct mistakes.

Keep finger space between words.

Use (. /,/?)

Write neatly / on lines.

Complete missing work.

/ / T.

Unit 7 - Project

Glue your
project here.

Unit 8





bigger than


The cow is bigger than the cat.

Smaller than

The goose is smaller than the goat.

- 1- cow, goat, horse, sheep, donkey, goose
- 2- This cow is bigger than that cow.
- 3- The goat is smaller than the horse.
- 4- The horse is faster than the sheep.
- 5- The hen is loud.
- 6- nose, rope, stone, bone, home, quiet.

I go to a farm every day. In the farm, there are cows and sheep. My favourite animals are the horses. They are faster than the goats.



cow




goat



horse



sheep



donkey




goose




loud



quiet



fast



slow

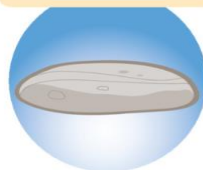
nose



rope



stone



bone



home



Self assessment: How is my reading?



Excellent



Good



Developing

Unit (8) - Look at all the animals.

60

Date: _____

Aim : To practice writing words about animals.

5

★ Level A

cow / cow

goat / goat

horse / horse

sheep / sheep

donkey / donkey

goose / goose

These are cows.

Those are sheep.

→ The -Start with a capital letter



I see a dog. ↘ -End with a full stop



like -Write on the lines



The dog is -Finger space



like -Write left to right

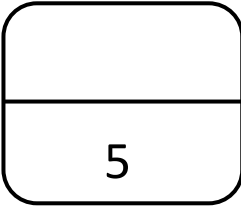


✓ like -Correct spelling



Unit (8) - Look at all the animals.

Aim : To practice writing words about animals.



☆☆ Level B

The cow is bigger than that goat.

The goat is smaller than the sheep.

The horse is bigger than the donkey.

The chicken is smaller than the goose.

The sheep is bigger than the goose.

→ The -Start with a capital letter



I see a dog. -End with a full stop



like -Write on the lines



The dog is -Finger space



like -Write left to right



✓ like -Correct spelling



Unit (8) - Look at all the animals.

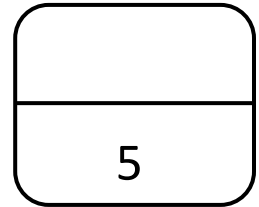
62

Date: _____

Aim : To practice writing words about animals.



Level C



loud / quiet

fast / slow

I have a big nose.

I can play with ropes and stones.

My dog has a big bone.

I go home in the afternoon.

→ The -Start with a capital letter



I see a dog. → -End with a full stop



like -Write on the lines



The dog is -Finger space



like -Write left to right



✓ like -Correct spelling




Unit (8) - Lesson 2


Aims: To read for specific information.
To write words and sentences correctly.

★ Complete the sentences with words from the box:


cow - goat - horse - sheep



.....




.....




.....

★ 2. Look at the picture and complete the sentences:


taller - bigger - smaller - shorter




The cow is than the sheep.



The boy is than the girl.




The goat is the horse.



The girl is the boy.

★ 3. Look at the picture and write a sentence:

.....
.....



tall - small

I'm proud of you because of:

Your good handwriting. Your correct answers. Using correct punctuation.

Good and it's time to:

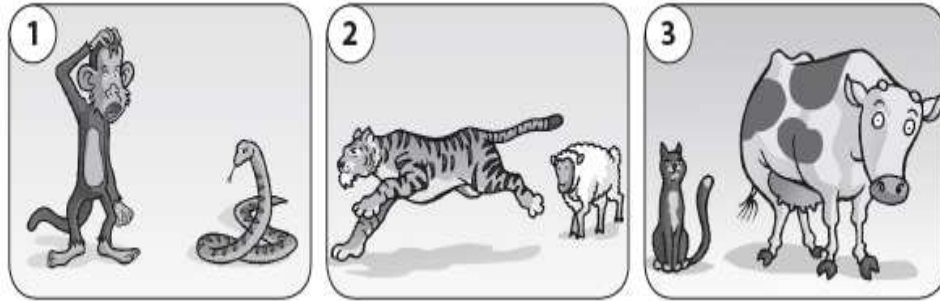
Correct spelling mistakes. Correct mistakes. Keep finger space between words.

Use (. /, /?) Write neatly / on lines. Complete missing work.

/ / T.

Aims: To read for specific information.
To write words and sentences correctly.

★ 1. Look at the picture and circle and write the correct answer:



1-The monkey is _____ than the snake. (louder/quieter)

2-The tiger is _____ than the sheep. (slower/faster)

3- The cat is _____ than the cow. (bigger/smaller)


★ ★ 2. Look at the picture and complete the sentences:

1. The cow _____


2. The sheep _____

3. The horse _____

4. The goat _____




big - small



fast - slow

★ ★ ★ 3. Look at the picture and write a sentence:



loud

I'm proud of you because of:

Your good handwriting.

Your correct answers.

Using correct punctuation.

Good and it's time to:

Correct spelling mistakes.

Correct mistakes.

Keep finger space between words.

Use (. /, /?)

Write neatly / on lines.

Complete missing work.

/ / T.

Aims: To read for specific information.
To write words and sentences correctly.

★ 1. Look at the box and complete the words:



_ o _ e



_ o _ e



_ o _ e

★ ★ 2. Look at the picture and re-order the sentences:

This is my, it's made of



Use, it's made of



★ ★ ★ 3. Look at the picture and write a sentence use:



nose

I'm proud of you because of:

Your good handwriting.

Your correct answers.

Using correct punctuation.

Good and it's time to:

Correct spelling mistakes.

Correct mistakes.

Keep finger space between words.

Use (. /,/?)

Write neatly / on lines.

Complete missing work.


/ / T.

Aims: To read for specific information.

Reading- My day

On Friday, in the morning ,I go with my family to the farm. There are a lot of (0) animals .The _____ (1) has got a bone. There is a black and white (2) _____.It is (3) _____ than the sheep, The (4) _____ is faster than the goat . At 12 o'clock we go (5) _____. I like going to the farm.

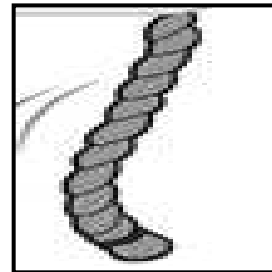
★ Read and choose the correct answer:




dog




wing



rope




cow




bigger



home



~~animals~~



horse

I'm proud of you because of:

Your good handwriting.

Your correct answers.

Using correct punctuation.

Good and it's time to:

Correct spelling mistakes.

Correct mistakes.

Keep finger space between words.

Use (./,/?)

Write neatly / on lines.

Complete missing work.

/ / T.

Unit (8) - Lesson 6

Aims: To write a paragraph about animals.

- Write a short paragraph.

- *your name.
- * Age.
- *What is your favourite animal?
- *describe the animal using (.....er than)

.....

.....

.....

.....

.....

.....

.....

.....

.....

<input type="checkbox"/> 😊 Good try and to be much better		
use CAPITALS	use (. / ,)	write neatly
correct the mistakes	complete the missing	write full sentence

Date: _____

Unit 8 - Extra
Activity

Glue your
paper here.

Unit 8 - Project

Keep it up!  Like

<input type="checkbox"/>	 Very good answers
<input type="checkbox"/>	 Excellent answers
<input type="checkbox"/>	 Excellent & Neat

Unit 9



Unit (9) - Grammar



Was / were

Affirmative		Negative	
I was	I wasn't	(I was not)	
You were	You weren't	(You were not)	
He, she, it was	He she, it wasn't	(He, she, it was not)	
We were	We weren't	(We were not)	
You were	You weren't	(You were not)	
They were	They weren't	(They were not)	

Interrogative		Short answers	
Was I?	No, I wasn't	Yes, I was	
Were you?	No, you weren't	Yes, You were	
Was he, she, it?	No, he she, it wasn't	Yes, He, she, it was	
Were we?	No, we weren't	Yes, we were	
Were you?	No, you weren't	Yes, you were	
Were they?	No, They weren't	Yes, they were	

Unit (9) - Lesson 1

1 Look and circle.



fridge / photo



dry / wet



kind / fridge



naughty / wet

2 Read and match.

1 He was naughty.

2 She was kind.

3 They weren't wet.

4 She wasn't cold.



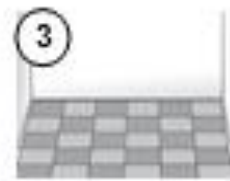
3 Order the letters.



ydti
tidy



tdinyu



rlofo

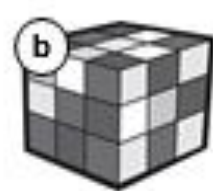



bhisrub



rdiyt

4 Look and match.



- 1 cube b
- 2 flute _____
- 3 tube _____
- 4 June _____

1 Order the words.

1 naughty / . / was / He

He was naughty.

2 was / She / . / kind

3 . / wet / were / You

4 I / . / tired / was

5 weren't / wet / They / .

6 cold / She / . / wasn't

2 Look and write. Use was, wasn't, were and weren't.

kind naughty hot dry



They were kind.

3 Answer the questions for you.

1 Were you cold yesterday?

2 Were you kind yesterday?

3 Were you happy yesterday?

I'm proud of you because of:

Your good handwriting. Your correct answers. Using correct punctuation.

Good and it's time to:

Correct spelling mistakes. Correct mistakes. Keep finger space between words.

Use (. / /?) Write neatly / on lines. Complete missing work.

/ / T.

The animals' meeting

The animals have a meeting about what they can do to make the farm quiet and help Old MacDonald. What do all the animals say they can do? Complete the dialogue.

The horse:	Hello, everyone. What can we do to solve the problem of noise on the farm?
The cow:	<u>We can moo quietly.</u>
Everyone:	<u>Good idea.</u>
The sheep:	_____
Everyone:	_____
The dog:	_____
Everyone:	_____
The cockerel:	_____
Everyone:	_____
The hen:	_____
Everyone:	_____
The next day	
Old MacDonald:	_____

😊 Good try and to be much better

use CAPITALS	use (. / ,)	write neatly
correct the mistakes	complete the missing	write full sentence