

شكراً لتحميلك هذا الملف من موقع المناهج البحرينية



My ActivitiEs BookLET 2023_ 2024

[موقع المناهج](#) ⇨ [المناهج البحرينية](#) ⇨ [الصف الرابع](#) ⇨ [لغة انجليزية](#) ⇨ [الفصل الثاني](#) ⇨ [الملف](#)

تاريخ نشر الملف على موقع المناهج: 06:58:39 2023-11-08

التواصل الاجتماعي بحسب الصف الرابع



روابط مواد الصف الرابع على تلغرام

[الرياضيات](#)

[اللغة الانجليزية](#)

[اللغة العربية](#)

[التربية الاسلامية](#)

المزيد من الملفات بحسب الصف الرابع والمادة لغة انجليزية في الفصل الثاني

the Review unit 1	1
فقرات الراتينغ للوحدة التاسعة	2
حل نشاط اللغة الإنجليزية	3
حل نشاط اللغة الإنجليزية	4
حل نشاط اللغة الإنجليزية صفحة 46	5

KINGDOM OF BAHRAIN

Ministry of Education

Hidd Primary Boys School



مملكة البحرين
وزارة التربية والتعليم
مدرسة الحد الابتدائية للبنين

We rise with knowledge and values,
and for the country we redeem.

MY ACTIVITIES BOOKLET 2023-2024



Name: _____.

Class: 4 / _____.



School Principal: Ms. Hanadi Mubarak



Prepared By: T. Lamyaa Abdulaziz
and T. Eman Mahmood
English Coordinator: T. Ameer Moh'd



School vision

We rise with knowledge and values, and
for the country we redeem.

School mission

We at Hidd Primary School for Boys strive to provide advanced educational services by creating a safe educational environment that spurs creativity and nurture a conscious and loyal generation that raises the banner of its country and possesses the skills of the twenty-first century and is able to face the challenges of its time in the light of a conscious community partnership.



☆ ☆ ☆ ——— ☆ ☆ ☆

Classroom rules



I'm quiet.



I'm clean.



I speak in English.



I raise my hand.



I work in class.



I respect my friends.

Writing rules

1. I start writing with capital letter. ABCD
2. I start writing from left to right.
3. I write correctly on the line. ———
4. I keep finger space between words.
5. I end the sentence with full stop. ●
6. I end the question with question mark. ?

Cyber safety rules

- Don't share your personal information.
- Don't open untrusted websites or links.
- Ask an older person for help in searching.

Student signature: _____ Parent signature: _____



Unit 2:

Let's have fun!





Unit 2 - Lesson 1 (Practice worksheet)

1- Choose and write the correct name of the picture:

call out - close your eyes - count - find - hide - look for - run - touch



1. _____ 2. _____ 3. _____ 4. _____ 5. _____

2- Read and match the number to the correct picture:

1. I usually run very fast in the PE lesson.		
2. My friends were hiding behind the tree.		
3. I can touch my nose.		
4. I always look for new plants.		
5. I close my eyes when we play hide and seek,		

3- Look at the pictures and write sentences using the given word:

1. _____ (fast)
2. _____ (We)
3. _____ (can)



Unit 2 - Lesson 1 (Remedial worksheet)

1- Look at the picture and choose the correct answer:



1. touch /
find

2. find/
run

3. look for/
close your eyes

4. hide/
look for

2- Order the sentence:

1. new / look for / . / We / adventures



2. My / a touch / has / . / phone / screen



3. call out / They / for / . / their / friend



3- Look at the picture and write a sentence using the given word:

(can)



Description الوصف	Praise التعزيز	Support الدعم المقدم
<input type="checkbox"/> Missing H.W or date <input type="checkbox"/> You're on target! <input type="checkbox"/> You've mistakes in: Spelling الإملاء - القواعد النحوية Structure Punctuation علامات الترقيم - الخط Handwriting Direction اتجاه الكتابة - المسافات Finger space Capitalization الأحرف الكبيرة والصغيرة	<input type="checkbox"/> Super! <input type="checkbox"/> Excellent! Keep it up. <input type="checkbox"/> You're progressing. <input type="checkbox"/> Thanks for your efforts. <input type="checkbox"/> You can do better. Try again.	<input type="checkbox"/> Re-read the questions carefully. <input type="checkbox"/> Practice more. <input type="checkbox"/> Go back to <input type="checkbox"/> Correct the mistakes. <input type="checkbox"/> Ask the teacher/little teacher for help.



Unit 2 - Lesson 1 (Enrichment worksheet)

1 Write the words and match them to the pictures.



- 1 ucont _____
- 2 outhc _____
- 3 deih _____
- 4 llac tou _____
- 5 lkoo rfo _____

2 Match the questions to the answers.

- | | |
|--|--|
| 1 Hi Lara! Did you do your homework yesterday? ____ | A Yes, they did. They really liked it. |
| 2 Did your brother play football yesterday? ____ | B Yes, she did. |
| 3 Did you and your family go for a picnic last weekend? ____ | C No, he didn't. He read a book. |
| 4 Did your parents watch a film yesterday? ____ | D Yes, I did. Then, I played computer games. |
| 5 Did your sister go on holiday last summer? ____ | E Yes, we did. It was great! |

☆☆☆ 3. Think about yourself.

Write about a game that your parents used to play when they were children.



Unit 2 - Lesson 2 (Practice worksheet)

Past simple regular rule

Past simple Affirmative (✓)

- We use the verb + "ed"
- **Example:**
- 1. He watched the video yesterday.
- 2. They played football in the

Past simple Negative (x)

- We use (didn't) + verb.
- **Example:**
- 1. She didn't play football.
- 2. They didn't watch T.V.

Present Simple Question (?)

- We use: (Did) followed by (Pronoun or subject)?
- **Example:**
- 1. Did she talk?
- 2. Did you eat your lunch yesterday?

- Let's practice:

1- write True (T) or False (F), then correct the verbs:

1. I call my friend yesterday. ()

2. They cleand the house. ()

3. Sara helped her sister. ()

2- Fill in the blanks with the correct past simple form:

1. Ahmed and Ali chess last Saturday. (play)
2. Ellen dinner for his friends. (cook)
3. Heba and her husband their son in Rome. (visit)
4. Bill a French film on TV. (watch)

3- Rewrite the sentences using the correct verbs in past simple tense:

1. The children like the cereals very much.

_____ .

2. My father work very hard in the past.

_____ .

Unit 2 - Lesson 4 (Practice worksheet)

Adverbs of manner

What are Adverbs of Manner?

Adverbs of Manner are the adverb that makes words end with "ly".

- Most of them are formed by adding **-ly** to the adjective:

- quick → Quickly
- slow → slowly

- If the adjective **ends** in **(-l)**, **add (-ly)**, too:

- successful → successfully

- If the adjective **ends** in **(-y)**, **write (-i) instead** of (-y) and **then add (-ly)**:

- happy → happily
- easy → easily

- Some adverbs are **irregular**:

- good → well
- fast → fast
- hard → hard
- early → early

!! Here are the sentence examples: !!

- She slept **quietly**.
- He ran **quickly**!
- The cat smiled **happily**!

- Let's practice:

Fill in the blanks!

Now that you know about adverbs of manner, can you fill in the blanks?

1. He cooked _____. (slow)
2. She swam _____. (quick)
3. My friend walked behind me _____. (quiet)
4. My son jumped _____. (happy)
5. That elephant walked _____. (slow)



Unit 2 - Lesson 6 (a review of a festival)

Qurqaoon

What is the review about?

Qurqaoon is the most important festival in Bahrain.

When the festival was.

It was on 14th of Ramadan. All people celebrate this day in malls, streets, and markets. I wear traditional clothes.

What you liked.

I liked to go to the neighbours' houses, sing a song, and take sweets.

What you don't like.

I didn't like the children who play with fireworks.





Unit 2 (I read (I)!!)

1. Read the following words:

1- call out

2- close your eyes

3- look for

4- hide

5- find

6- count

7- run

8- touch

2. Read the following sentences:

1. I play hide and seek with my friends.
2. I close my eyes so they can hide.
3. I start counting from 1 to 10.
4. My friends start to run and hide all over the place.
5. When I'm done counting, I start looking for them.
6. The first one who touches the safe place wins.

3. Read the following paragraph:

Eid Al-Fiter is the most important festival in Bahrain. We celebrate it on 1st of Shawal to celebrate our dedication in fasting during Ramadan. All people around the world celebrate this day in their family houses, malls, and streets. I wear nice new clothes. I liked to go to the neighbors' houses, sing Eid songs, and take sweets and money. I don't like children who throw trash on the floor.



I read practice activity

1- Read and choose the correct picture:

1. He looked for his friends behind the trees.



2. After Eid, I count the money that I have collected.



3. At night, I close my eyes and sleep.



4. No one can catch me because I run very fast.



2- Read and circle the correct answer number:

Yesterday, me and my friends (1) _____ 'hide and seek'. Ahmed closed his eyes and (2) _____ to ten. We ran very (3) _____ and hide in different places. Ahmed (4) _____ counting and he started looking for us. He saw Kahlid and Ali. Khalid was near him so he (5) _____ his name and caught him.

1	played	travelled	singed
2	listened	counted	jumped
3	slow	loud	fast
4	finished	started	stopped
5	touched	called out	played



Unit 2 (I write!)




☆ 1- Look at the pictures and write their names:



1. _____ 2. _____ 3. _____

☆ 2- Look at the pictures and write sentences using the given word:

☆ 1. _____ (find)



2. _____ (play)



3. _____ (race)



☆☆ 3- Write a paragraph about your favourite festival:

☆ (20-30) words

☆☆ (30-40) words

☆☆☆ (40 words and more)

1-What the festival was. 2-When the festival was. 3-what you wore.

5- What you did. 5- What you saw. 6- What you liked.



Description الوصف	Praise التعزيز	Support الدعم المقدم
<input type="checkbox"/> Missing H.W or date <input type="checkbox"/> You're on target! <input type="checkbox"/> You've mistakes in: الإملاء Spelling - القواعد النحوية Structure علامات الترقيم Punctuation - اتجاه الكتابة Direction - المسافات Finger space الأحرف الكبيرة والصغيرة Capitalization	<input type="checkbox"/> Super! <input type="checkbox"/> Excellent! Keep it up. <input type="checkbox"/> You're progressing. <input type="checkbox"/> Thanks for your efforts. <input type="checkbox"/> You can do better. Try again.	<input type="checkbox"/> Re-read the questions carefully. <input type="checkbox"/> Practice more. <input type="checkbox"/> Go back to <input type="checkbox"/> Correct the mistakes. <input type="checkbox"/> Ask the teacher/little teacher for help.



Unit 3:

Let's celebrate!





Unit 3 - Lesson 1 (Practice worksheet)

1- Match the word in column (A) to its meaning in column (B):

A		B
Action done to make the place looks nice and joyful.		1. see a parade
Putting on clothes that are special and related to the celebration		2. eat traditional food
Having fun in the party games.		3. throw streamers
Looking at many people walking, or riding in vehicles or horses in a public celebration		4. put up decorations
Cooking a new meal with new ingredients.		5. give presents
Going to other countries and eating their local cooked food.		6. play party games
People share gifts with others.		7. make special food
Coloured straps of party paper used in different parties.		8. wear a costume

2- Look at the pictures and write sentences using the given word:

1. _____

(like)



2. _____

(I)



3. _____

(like)





Unit 3 - Lesson 1 (Remedial worksheet)

1- Match the word to the correct picture:



throw streams




eat traditional food




see a parade



give presents




make special food



wear a costume



play party games



put up decorations

2- Order the sentence:

4. play party games / like / . / They / to



5. My / for / makes special food / . / mum / guests



3- Look at the picture and write a sentence using the given word:

(saw)



**Unit 3 - Lesson 1 (Enrichment worksheet)****1 Complete the phrases with these words.**

a costume a parade presents special food streamers

- 1 give _____
- 2 make _____
- 3 wear _____
- 4 throw _____
- 5 see _____

2 Answer the questions.

Greece has many festivals and a popular one is in September. In a small village in Pelion, people celebrate the harvest season with apples. This is because the area produces the best apples in Greece. You can visit the village of Zagora and eat apple pies, marmalades or the apples as they are. There are lots of restaurants in the area too so you can have delicious traditional food.

- 1 Where is the festival? _____
- 2 When is the festival? _____
- 3 What do people celebrate? _____
- 4 Where can you eat food cooked with apples? _____
- 5 What do the restaurants have? _____



Unit 3 - Lesson 2 (Practice worksheet)

Past simple irregular rule

Past simple irregular verbs

- **Examples:**

1. He saw his friends yesterday.
2. she eaten her breakfast.
3. They lost their keys.

Verb	Past Affirmative	Past NEGATIVE	Past QUESTIONS
wear	wore	didn't wear	<u>Did she wear?</u>
say	said	didn't say	<u>Did it say?</u>
run	ran	didn't run	<u>Did he run?</u>
draw	drew	didn't draw	<u>Did she draw?</u>
catch	caught	didn't catch	<u>Did they catch?</u>
teach	taught	didn't teach	<u>Did he teach?</u>
feel	felt	didn't feel	<u>Did you feel?</u>
spend	spent	didn't spend	<u>Did they spend?</u>
cut	cut	didn't cut	<u>Did he cut?</u>
win	won	didn't win	<u>Did they win?</u>
speak	spoke	didn't speak	<u>Did she speak?</u>
drive	drove	didn't drive	<u>Did they drive?</u>
fly	flew	didn't fly	<u>Did you fly?</u>
do	did	didn't do	<u>Did I do?</u>
have	had	didn't have	<u>Did you have?</u>
make	made	didn't make	<u>Did he make?</u>

Day: _____

Date: ___/___/2023



Unit 3 - Lesson 2 (Practice worksheet)

1- Complete with the correct form of the given verb (past simple):

1. You _____ your keys.	(lose)
2. We _____ the hotel.	(leave)
3. I _____ English in London.	(teach)
4. I _____ to the doctor's clinic.	(go)
5. You _____ him not to go there	(tell)
6. I _____ happy today.	(feel)
7. Your mother _____ your birthday cake	(make)
8. The boy _____ a new CD.	(buy)
9. You _____ a delicious apple.	(eat)
10. You and I _____ emails to our friends.	(send)



Unit 3 - Lesson 2 (Practice worksheet)

Past simple (WH) questions rule

Past simple (WH) questions (?)

- We start with (Wh -questions) + did + subject + verb.
- **Examples:**
 1. **What** did you do last Sunday?
 2. **When** did you finish Primary school?

1- Choose in column (A) the suitable answer to the question in column (B):

1. Why were they running?		She bought a few CDs.
2. What did you eat at the restaurant?		I ate chicken.
3. Did she bring anything?		Nothing, they were very tired.
4. What were they doing when you come back?		Because it was late.

2- Make a question using (Wh -questions +did+ subject+ verb):

1. They ate their lunch in the restaurant yesterday.

_____ ?

2. She had lunch at 12.00.

_____ ?

3. He watched TV yesterday.



Unit 3 - Lesson 4 (Practice worksheet)

1- Read the text and choose the correct answer:

Bad day!

Yesterday was a terrible day! I usually go to school by bus, but yesterday,

I (1) by car. It was raining, so my mother (2) me an umbrella.

But her car broke down right after we left the house. I was late for school and

missed the Math test. I also (3) a cake (I usually eat fruits) and it

gave me a stomach ache. And my best friend, Anna, (4) come, so I had

to sit with Peter. (5) was so annoying!

1- go	went	going
2- gave	give	gives
3-eat	ate	eating
4-didn't	do	be
5-They	you	He

2- Write the following sentences in the past simple:

1. I *always* eat toast with butter for breakfast.

_____ (last Sunday)

2. My mother *always* gives me chocolate.

_____ (this morning)

3. I 'm having a headache *now*.

_____ (last night)



Unit 3 - Lesson 6 (a review of a celebration)



Greeting

To: Ahmed

From: Salem

Subject: birthday

Hi Ahmed,

How are you?

My weekend was fun!

What the celebration

Yesterday, it was my sister's birthday party.

What happened
using?
(First-Then-After-
At the end)

First, I got up early and helped mum. We made a cake. Then we put Ballons. After our friends come, we ate the cake and play with balloons.

At the end my friends came back their homes.

It was a beautiful day. We were very happy.

Say goodbye.

See you soon!

Ali



Unit 3 (I read (I)!!)

1. Read the following words:

- | | | |
|-------------------------|----------------------|----------------------|
| 1- eat traditional food | 2- give presents | 3- make special food |
| 4- play party games | 5- put up decoration | 6- see a parade |
| 7- throw streamers | 8- wear a costume | |

2. Read the following sentences:

1. I like to eat the traditional food of each country.
2. I gave presents to my friends on "friends day".
3. My mum makes special food for us.
4. On my birthday, we played some party games.
5. We put up some decorations for the national day.
6. On the national day, we saw the parade in the street.

3. Read the following paragraph:

My name's Khalid. I'm 10 years old. I'm from Bahrain. In festivals, you can find many fun and interesting activities to do. For example, in traditional festivals, you can see a parade, eat traditional food, and wear a traditional costume. For birthday parties, you can give presents to the birthday boy or birthday girl. The place is nice because they have put up decorations to match the theme of the party. In birthday parties, you can play party games and have fun.



I read practice activity

1- Read and choose the correct picture:


1. Me and my friend gave gifts to the guest.



2. In the party, we threw steamers and had fun.



3. My mum made traditional food for the guests.



4. We put up decorations in our classroom for the celebration.



2- Read and circle the correct answer number:

Yesterday we have celebrated the National Day of Bahrain at school. We prepared our classroom, we (1) _____ the decoration in the class. We (2) _____ our costumes to be ready to party. In the party, we (3) _____ Bahraini traditional food, (4) _____ presents to each other. and (5) _____ some party games.

It was so much fun!

1	put up	puted up	pot up
2	wear	wore	weared
3	ate	eat	eated
4	give	gave	gived
5	playes	play	played



Unit 3 (I write!)





★ 1- Look at the pictures and write their names:




1. _____ 2. _____ 3. _____

★ ★ 2- Look at the pictures and write sentences using the given word:

1. _____ (party) 

2. _____ (eat) 

3. _____ (They) 

★ ★ ★ 3- Write an e-mail to a friend about a celebration:

★ (20-30) words

★★ (30-40) words

★★★ (40 words and more)

1- Greeting.

2- What the **celebration** was.

3- What you did **First**.

4- What you did **Then**.

5- What you did **After**.

6- What you did **At the end**.

7- Say **goodbye** at the end.

Handwriting practice lines for the email task.



Description الوصف	Praise التعزيز	Support الدعم المقدم
<input type="checkbox"/> Missing H.W or date <input type="checkbox"/> You're on target! <input type="checkbox"/> You've mistakes in: القواعد النحوية Structure - الإملاء Spelling علامات الترقيم - الترفيم Punctuation اتجاه الكتابة Direction - المسافات Finger space الأحرف الكبيرة والصغيرة Capitalization	<input type="checkbox"/> Super! <input type="checkbox"/> Excellent! Keep it up. <input type="checkbox"/> You're progressing. <input type="checkbox"/> Thanks for your efforts. <input type="checkbox"/> You can do better. Try again.	<input type="checkbox"/> Re-read the questions carefully. <input type="checkbox"/> Practice more. <input type="checkbox"/> Go back to <input type="checkbox"/> Correct the mistakes. <input type="checkbox"/> Ask the teacher/little teacher for help.



Unit 4:






Sport for all!





Unit 4 - Lesson 1 (Practice worksheet)

1- Read and match the number to the correct picture:

1. We are rowing the boat so we can move in the sea.		
2. I go cycling with my friends in the evening.		
3. I can go snowboarding after snowing.		
4. Me and my friends are great athletes.		
5. Diving is my favourite hobby.		

2- Look at the pictures and write sentences using the given word:

1. _____ (after noon)



2. _____ (play)



3. _____ (can)



Description الوصف	Praise التعزيز	Support الدعم المقدم
<input type="checkbox"/> Missing H.W or date <input type="checkbox"/> You're on target! <input type="checkbox"/> You've mistakes in: القواعد النحوية Structure - الإملاء Spelling علامات الترقيم - الترقيم Punctuation اتجاه الكتابة Direction - المسافات Finger space الأحرف الكبيرة والصغيرة Capitalization	<input type="checkbox"/> Super! <input type="checkbox"/> Excellent! Keep it up. <input type="checkbox"/> You're progressing. <input type="checkbox"/> Thanks for your efforts. <input type="checkbox"/> You can do better. Try again.	<input type="checkbox"/> Re-read the questions carefully. <input type="checkbox"/> Practice more. <input type="checkbox"/> Go back to <input type="checkbox"/> Correct the mistakes. <input type="checkbox"/> Ask the teacher/little teacher for help.



Unit 4 - Lesson 1 (Remedial worksheet)

1- Choose and write the correct answer:

ice skating - gymnastic - rowing - cycling - diving - sailing - athletic - snowboarding



1- Order the sentence:

1. go / can / . / We / sailing



2. They / golf / play / . / the / in / club



2- Look at the picture and write a sentence using the given word:

(am)





Description الوصف	Praise التعزيز	Support الدعم المقدم
<input type="checkbox"/> Missing H.W or date <input type="checkbox"/> You're on target! <input type="checkbox"/> You've mistakes in: القواعد النحوية Structure - الإملاء Spelling علامات الترقيم - Punctuation اتجاه الكتابة Direction - المسافات - Finger space الأحرف الكبيرة والصغيرة Capitalization	<input type="checkbox"/> Super! <input type="checkbox"/> Excellent! Keep it up. <input type="checkbox"/> You're progressing. <input type="checkbox"/> Thanks for your efforts. <input type="checkbox"/> You can do better. Try again.	<input type="checkbox"/> Re-read the questions carefully. <input type="checkbox"/> Practice more. <input type="checkbox"/> Go back to <input type="checkbox"/> Correct the mistakes. <input type="checkbox"/> Ask the teacher/little teacher for help.



Unit 4 - Lesson 1 (Enrichment worksheet)

1 What sports can you do this week? Write the sport next to each day.



Monday
11am



Tuesday
10.30am



Wednesday
2pm



Thursday
10am



Friday
1pm

- 1 Monday _____
- 2 Tuesday _____
- 3 Wednesday _____
- 4 Thursday _____
- 5 Friday _____

2 Read the text. Write T (true) or F (false).

Alana Nichols was born in 1983 and she loved snowboarding when she was a child. When she was 17, she had a bad accident. She fell and hit her back on a rock. She couldn't walk after the accident, but she continued doing sports. She went to the Paralympic Games for the first time in 2008. She has got Paralympic gold medals in wheelchair basketball and skiing.

- 1 Alana Nichols had an accident in 1983. _____
- 2 She hurt her back badly in an accident. _____
- 3 She couldn't walk, so she stopped doing sports. _____
- 4 Her first Paralympic Games were in 2008. _____
- 5 She's won gold medals in the Paralympic Games. _____



Unit 4 - Lesson 2 (Practice worksheet)

can + can't + could + couldn't

Can

- The word "can" mean **we are able to do something in the present**.
- **Example:** I can sleep.

Can't

- The word "can't" mean **we won't be able to do something in the present**.
- **Example:** I can't drive.

- Let's practice:

1-Fill in the blanks with "can":

1. I _____ climb the tree.
2. He _____ repair cars.
3. She _____ cook.

2-Fill in the blanks with "can't".

1. She _____ pay the rent.
2. He _____ ride a bike.
3. I _____ work today.

Could

- The word "could" mean **we are able to do something in the past**.
- **Example:** We could go for a walk.

Couldn't

- The word "can't" mean **we won't be able to do something in the past**.
- **Example:** I couldn't get the money.

- Let's practice:

3-Fill in the blanks with "could":

1. He _____ go outside and make friends last day.
2. Yesterday, she _____ work her homework.
3. Yesterday, I _____ go to the bank and get the money.

4-Fill in the blanks with "couldn't":

1. Yesterday, I _____ get the check from my boss.
2. Last week, He _____ fix the sink.
3. Yesterday, she _____ go to school.



Unit 4 - Lesson 2 (Practice worksheet)

Object pronoun

Object pronouns comes after the verb:

_____ → me

You _____ → you

_____ → his

She _____ → her

_____ → it

We _____ → us

_____ → you

They _____ → them

1- Read and choose the correct answer:

1. You hate music. You hate _____.

a-it

b-you

c-them

2. We love her songs. We love _____.

a-his

b-them

c-us

3. Children love to play with toys. They love to play with _____.

a-me

b- them

c- his

2- Complete the sentences using object pronouns. The first sentence has been done for you.

Example: I like apples. I like it.

1. This birthday I received a book. My mother gave it to _____.

2. It's our book. Give to _____.

3. Monkeys like bananas very much. They like _____.

4. Mary's mother often buys fruits. She often buys _____.



Unit 4 - Lesson 6 (a fact file about a famous person)



Name:
Sport:
Date of birth:
Place of birth:
Nickname:
Which team he plays for.

What he did when they were young.

Name: Cristiano Ronaldo
Sport: Football
Date of birth: 5th February, 1985
Place of birth: Portugal
Nickname: Ronaldo
The team he plays for Real Madrid.
When he was young, he played for Andorinha club.
When he was 12, he went on a three-day trial with Sporting Lisbon.
When he was 20, he won the FIFA World player. And he become one of the best scorers in the world.



Unit 4 (I read (I)!!)

1. Read the following words:

1- athletics 2- cycling 3- diving 4- golf 5- gymnastics 6- ice skating
7- rowing 8- sailing 9- snowboarding 10- volleyball

2. Read the following sentences:

1. Simone Biles is an amazing athlete.
2. I used to go sailing with my grandpa.
3. They were on a boat, and they were rowing fast.
4. Cycling is a great sport for your health.
5. When I went diving, I saw interesting sea creatures.
6. I like to go ice skating on the frozen lake.



I read practice activity

1- Read and choose the correct picture:

1. My favourite sport is cycling.




2. I go to play golf with my friends on Tuesdays.



3. I won first place in the sailing competition.



4. I am a member of the volleyball club.



2- Read and circle the correct answer:

Hello, my name's Mohammed. I am an amazing (1) _____. I love sports, but I like sports played in the sea like (2) _____ and (3) _____. My friend Ahmed likes (4) _____ because he likes to see the sea creatures. He (5) _____ go very deep in the sea.

1	athlete	dancer	reader
2	sailing	golf	cycling
3	dancing	rowing	volleyball
4	snowboarding	gymnastics	diving
5	can	can't	usually



Unit 4 (I write!)



☆ 1- Look at the pictures and write their names:



1. _____

2. _____

3. _____

☆☆ 2- Look at the pictures and write sentences using the given word:

1. _____ (couldn't)



2. _____ (can)



3. _____ (They)



☆☆ 3- Write a **fact file** about a famous sports person using this information:

☆ (20-30) words

☆☆ (30-40) words

☆☆☆ (40 words and more)

- Name - Sport - Date of birth - place of birth - Nickname.
- Which team he plays for.
- What he did when he was young.
- What he did when he was 12.
- What he did when he was 20.



Description الوصف	Praise التعزيز	Support الدعم المقدم
<input type="checkbox"/> Missing H.W or date <input type="checkbox"/> You're on target! <input type="checkbox"/> You've mistakes in: القواعد النحوية Structure - الإملاء Spelling الخط Handwriting - علامات الترقيم Punctuation اتجاه الكتابة Direction - المسافات Finger space الأحرف الكبيرة والصغيرة Capitalization	<input type="checkbox"/> Super! <input type="checkbox"/> Excellent! Keep it up. <input type="checkbox"/> You're progressing. <input type="checkbox"/> Thanks for your efforts. <input type="checkbox"/> You can do better. Try again.	<input type="checkbox"/> Re-read the questions carefully. <input type="checkbox"/> Practice more. <input type="checkbox"/> Go back to <input type="checkbox"/> Correct the mistakes. <input type="checkbox"/> Ask the teacher/little teacher for help.



Unit 5:





Incredible places!








Unit 5 - Lesson 1 (Practice worksheet)

1- Read and match the number to the correct picture:

1. You can find bats in the cave.	
2. The tiger lives in the jungle.	
3. The bridge is built over the sea.	
4. I have never seen a castle in my life.	

2- Look at the pictures and write sentences using the given word:

- _____ (Egypt) 
- _____ (Bahrain) 
- _____ (big) 




Description الوصف	Praise التعزيز	Support الدعم المقدم
<input type="checkbox"/> Missing H.W or date <input type="checkbox"/> You're on target! <input type="checkbox"/> You've mistakes in: القواعد النحوية Structure - الإملاء Spelling الخط Handwriting - علامات الترقيم Punctuation اتجاه الكتابة Direction - المسافات Finger space الأحرف الكبيرة والصغيرة Capitalization	<input type="checkbox"/> Super! <input type="checkbox"/> Excellent! Keep it up. <input type="checkbox"/> You're progressing. <input type="checkbox"/> Thanks for your efforts. <input type="checkbox"/> You can do better. Try again.	<input type="checkbox"/> Re-read the questions carefully. <input type="checkbox"/> Practice more. <input type="checkbox"/> Go back to <input type="checkbox"/> Correct the mistakes. <input type="checkbox"/> Ask the teacher/little teacher for help.



Unit 5 - Lesson 1 (Remedial worksheet)

1- Choose and write the correct name of the picture:

pyramid - castle - wave - cave - bridge - rock - plant - jungle - desert - island



1. _____ 2. _____ 3. _____ 4. _____ 5. _____

1- Order the sentence:

6. is / desert / hot / The / very / .



7. There / a big / is / . / next to / rock / tree



2- Look at the picture and write a sentence using the given word:

(have)





Description الوصف	Praise التعزيز	Support الدعم المقدم
<input type="checkbox"/> Missing H.W or date <input type="checkbox"/> You're on target! <input type="checkbox"/> You've mistakes in: القواعد النحوية Structure - الإملاء Spelling علامات الترقيم - الترفيم Punctuation اتجاه الكتابة Direction - المسافات Finger space الأحرف الكبيرة والصغيرة Capitalization	<input type="checkbox"/> Super! <input type="checkbox"/> Excellent! Keep it up. <input type="checkbox"/> You're progressing. <input type="checkbox"/> Thanks for your efforts. <input type="checkbox"/> You can do better. Try again.	<input type="checkbox"/> Re-read the questions carefully. <input type="checkbox"/> Practice more. <input type="checkbox"/> Go back to <input type="checkbox"/> Correct the mistakes. <input type="checkbox"/> Ask the teacher/little teacher for help.



Unit 5 - Lesson 1 (Enrichment worksheet)

1 Write the words and match to the photos. (5 points)



- | | | | |
|---|---------|-------|-------|
| 1 | myaprid | _____ | _____ |
| 2 | tacles | _____ | _____ |
| 3 | drigbe | _____ | _____ |
| 4 | veac | _____ | _____ |
| 5 | glunje | _____ | _____ |

2 Circle the correct answer. (5 points)

- _____ to visit in Bahrain is Manama.
 A The more popular place than B The most popular place
- I think football is _____ basketball.
 A more exciting than B the most exciting
- _____ in the world is a \$28 million Rolls-Royce.
 A The more expensive car than B The most expensive car
- In Spain, football is _____ golf.
 A more popular than B the most popular
- _____ animals in Asia are snakes.
 A The more dangerous than B The most dangerous

3 Read the text. Complete the sentences using words from the text. (5 points)

Angel Falls is the highest waterfall in the world. It's almost 980 metres high. It's in Venezuela and was named Angel Falls because an American pilot, Jimmie Angel, was the first person to fly over the waterfall in 1933. At the bottom of the waterfall, there's an incredible jungle with lots of plants and animals that only live in that area.

- Angel Falls is a famous _____.
- To visit Angel Falls, you have to go to _____.
- The waterfall is named after a _____.
- The _____ at the bottom of the waterfall is incredible.
- There are _____ that you can only find in that jungle.



Unit 5 - Lesson 2 (Practice worksheet)

Comparative - short adjective

- When we compare two things or people we add (-ER THAN) to a short adjective.
- **Example:** short + er = shorter
- Luke is short.
- Luke is shorter **than** Tim.

IRREGULAR adjective

- good \Rightarrow better
- little \Rightarrow less
- bad \Rightarrow worse
- much \Rightarrow more

- Let's practice:

1- Read and choose the correct answer:

1. An elephant isa tiger.

a-bigger than

b-big than

c-big

2. A tiger isa cat.

a- tallest than

b- taller than

c- tall

3. A cat isa hippo.

a-thin

b-thinnest than

c-thinner than

2- Read and write the correct comparative adjective (number on is done):

1. A cat is **faster** than a mouse.

2. A hippo is (fat) than a lizard.

3. A lizard is(long) than a dog.

4. A dog is (short) than an elephant.

Day: _____

Date: ___/___/2023




Unit 5 - Lesson 2 (Practice worksheet)

Comparative - short adjective

1- Complete the sentences using comparative:


1. Sara is _____ (tall/short) than A

2. Anna is _____ (tall/short) than Sara.



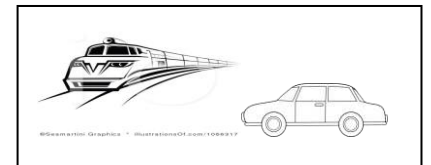
3. The snake is _____ (long/short) than the crocodile.

4. The crocodile is _____ (long/short) than the snake.




5. The train is _____ (fast/slow) than the car.

6. The car is _____ (fast/slow) than the car.



7. The woman is _____ (thin/fat) than the man.

8. The man is _____ (thin/fat) than the woman.



Fast, tall, small, fat, slow, big, thin, short,

2-Make your own comparisons with the animals and words above. ☆☆☆



Unit 5 - Lesson 2 (Practice worksheet)

Comparative - long adjective

- When we compare two things or people, we add (MORE + ADJ + THAN) to a long adjective.
- **Example:** intelligent
 - Susie is intelligent.
 - Susie is more intelligent than Luke.

- Let's practice:

1- Read the sentences and choose the correct answer:

1. A hippo is a tiger.

a-more peaceful than

b-peaceful

c-peacfuler than

2. A tiger isa lizard.

a- intelligent

b- more intelligent than

c- is intelligent.

3. A lizard is(beautiful) than a mouse.

a-beautiful

b-beautiful than

c-more beautiful than

2- Complete the sentences (using more+ adjective)

- **Example:** A dolphin is more intelligent than a seal.

1. A seal is(careful) than a hippo.

2. -A mouse is(horrible) than a lizard.

☆☆☆ 3- Write comparative sentences using these words:

1.- Meat/expensive/ potatoes.

_____.

2.- Patrick /generous/ Thomas.

_____.

3- Japanese /difficult/ Italian.

_____.



Unit 5 - Lesson 4 (practice worksheet)

Superlative - short adjective

One syllable or two syllables ending in -y
(this letter changes into -i)

Ex.: He's **the tallest** boy of the family.

The happiest girl is Susan

*** One syllable adjectives ending in a vowel and a consonant


Double the consonant

Ex.: big.....the biggest hot.....the hottest

fat.....the fattest

To compare more than two things,
people or animals.

Now, complete the sentences with the superlative of the adjective in brackets.



- 1.- Superman is _____ (strong) man in the world.
- 2.- My cousin is _____ (tall) student in his class.
- 3.- Alicante is one of _____ (warm) places in Spain.
- 4.- My brother is _____ (thin) person in his office.
- 5.- I am _____ (short) child in my family.



Unit 5 - Lesson 4 (practice worksheet)

Superlative - long adjective

Two or more syllables:

Ex.: London is **the most beautiful** city.

This sofa is **the most comfortable**.

IRREGULARS Adjective: SUPERL.

Good → the best

Bad → the worst

many → the most

much → the most

far → the farthest

a. Read the sentence and choose the correct answer:

1. Bob is _____ (intelligent) boy in my class.

a-intelligent

b-the most intelligent

c-more intelligent

2. My mother is _____ in my family.

a-the most beautiful

b-beautiful

c-more beautiful

3. Ferrari is one of _____ (expensive) cars in the world.

a-expensive

b-more expensive

c-is the most expensive.

2-Rewrite the correct long superlative.

1. Physics is _____ (difficult) subject.

2. Batman is _____ (intelligent) of all.

3. Salem is _____ (good) student in the class.



Unit 5 - Lesson 6 (practice worksheet)

1- Write a paragraph about a place you have visited using the following questions:

- 1-What the name of the place. 2-When you visited. 3- Who did you go with?
4- What you did? 5- What you liked. 6-What didn't you like.
5-What you think.



Description الوصف	Praise التعزيز	Support الدعم المقدم
<input type="checkbox"/> Missing H.W or date <input type="checkbox"/> You're on target! <input type="checkbox"/> You've mistakes in: القواعد النحوية Structure - الإملاء Spelling علامات الترقيم - الترقيم Punctuation اتجاه الكتابة Direction - المسافات Finger space الأحرف الكبيرة والصغيرة Capitalization	<input type="checkbox"/> Super! <input type="checkbox"/> Excellent! Keep it up. <input type="checkbox"/> You're progressing. <input type="checkbox"/> Thanks for your efforts. <input type="checkbox"/> You can do better. Try again.	<input type="checkbox"/> Re-read the questions carefully. <input type="checkbox"/> Practice more. <input type="checkbox"/> Go back to <input type="checkbox"/> Correct the mistakes. <input type="checkbox"/> Ask the teacher/little teacher for help.



Unit 5 - Lesson 6 (a beautiful place you have visited)



Name of place

Camping in Sakhir

When you visit

One of the best things to do in Bahrain is going to camp site in Sakhir. I went in the winter.

What you like

I liked it because I play with my family around a campfire.

What you don't like

I didn't like it because, I get dirty as sand and dust cover my clothes.

What you think

Overall, it was a beautiful day, and we were happy.



Unit 5 (I read (I)!!)

1. Read the following words:

- | | | | | | |
|------------------|-----------|-----------|---------------|-----------|-------------|
| 1- pyramid | 2- castle | 3- wave | 4- cave | 5- bridge | 6- rock |
| 7- plant | 8- jungle | 9- desert | 10- island | 11- good | 12- better |
| 13- the best | 14- bad | 15- worse | 16- the worst | 17- far | 18- further |
| 19- the furthest | | | | | |

2. Read the following sentences:

1. When I went to Turkey, I saw many huge castles.
2. I wish one day I could go on a trip to the jungle.
3. Saudi Arabia has the biggest desert in gulf.
4. My country Bahrain is classified as an island.
5. In our house, we like to keep plants in the living room.
6. To go from Muharraq to Manama, you must cross the bridge.

3. Read the following paragraph:

My name's Ali. I'm 9 years old. I'm from Bahrain. Last week I have visited one of the amazing places in Bahrain. I went to Al-Sakeer. It's the same as the desert but without soft sand. In Al-Sakeer you can find many rocks there. We played and had fun. It's a good place to go to if you have time. My sister didn't like the trip. She said: "It's the worst place that I have ever come to. It's very far away from home."



I read practice activity

1- Read and choose the correct picture:

1. When I was in Oman, I saw many caves there.



2. We went on a boat trip, and I saw a big wave behind us.



3. Camels usually live in the desert.



4. Wild animals live in the jungle.



2- Read and circle the correct answer number (0) is done for you:

Hello, my name's Salem. Last summer I went with my family to Saudi Arabia. We had so much (1) _____. First, we went to the (2) _____ for camel rides. The weather was very hot and sunny. Then, we went to Al-Ola desert. This desert is different because it is full of (3) _____ instead of sand. I liked it because it's (4) _____ than the sand desert. Their mountains are (5) _____ than the mountains we have here in Bahrain.


1	often	sad	fun
2	desert	jungle	ocean
3	trees	rivers	rocks
4	better	good	the best
5	big	bigger	biggest



Unit 5 (I write!)



☆ 1- Look at the pictures and write their names:



1. _____ 2. _____ 3. _____

☆☆ 2- Look at the pictures and write sentences using the given word:

1. _____ (Bahrain)



2. _____ (bigger)



3. _____ (more)



☆☆☆ 3- Write a paragraph about your favourite festival:

☆ (20-30) words

☆☆ (30-40) words

☆☆☆☆ (40 words and more)

1-What is the name of the place.

2-When you visited.

3-What you liked.

4-What you didn't like.

5-What you think.



Description الوصف	Praise التعزيز	Support الدعم المقدم
<input type="checkbox"/> Missing H.W or date <input type="checkbox"/> You're on target! <input type="checkbox"/> You've mistakes in: القواعد النحوية Structure - الإملاء Spelling علامات الترقيم - Punctuation اتجاه الكتابة Direction - المسافات Finger space الأحرف الكبيرة والصغيرة Capitalization	<input type="checkbox"/> Super! <input type="checkbox"/> Excellent! Keep it up. <input type="checkbox"/> You're progressing. <input type="checkbox"/> Thanks for your efforts. <input type="checkbox"/> You can do better. Try again.	<input type="checkbox"/> Re-read the questions carefully. <input type="checkbox"/> Practice more. <input type="checkbox"/> Go back to <input type="checkbox"/> Correct the mistakes. <input type="checkbox"/> Ask the teacher/little teacher for help.



Unit 6:

Cool clothes!





Unit 6 - Lesson 1 (Practice worksheet)

1- Match the word in column (A) to its meaning in column (B):


A		B
A small bag sewn into or on clothing to form part of it, used for put small things in it.		1. striped jumper
Providing physical ease and relaxation especially for clothes.		2. jeans
Something to cover your head with to make it warm.		3. colourful
Having many different shades of colours.		4. plain red boots
A piece of clothes that you wear in winter season that has stipes with different colours.		5. comfortable
Trousers made of denim or other cotton material.		6. pockets
One type of shoes that has one colour which you can wear in winter season or in rainy weather.		7. hat

2- Look at the pictures and write sentences using the given word:

1. _____ (comfortable)



2. _____ (pockets)








3. _____ (like)





Unit 6 - Lesson 1 (Remedial worksheet)

1- Read and match the number to the correct picture:

1. I wear my hat when it starts snowing.		
2. My favourite clothing item is my striped jumper.		
3. He forgot to put my key in my pocket.		
4. The garden has many colourful flowers.		
5. Her favourite shoes is her plain red boots.		

2- Order the sentence:

1. my / put / in / I / money / pocket / my / .




2. The / colourful / is / . / rainbow



3- Look at the picture and write a sentence using the given word:

(blue)





Unit 6 - Lesson 1 (Enrichment worksheet)

1

Match to make sentences. (5 points)

- | | |
|--|---|
| 1 People wear socks ____ | A to keep their feet warm. |
| 2 When you ride your bike,
you should wear a helmet ____ | B to protect their eyes. |
| 3 It's important to eat lots of fruit
and vegetables ____ | C to protect your head. |
| 4 Some schools celebrate
Odd Socks Day ____ | D to show it's good to be different. |
| 5 On sunny days, many people
wear sunglasses ____ | E to stay healthy. |

2

Read the text. Write T (true) or F (false). (5 points)

In the south of Spain, there's a celebration called the *feria*. It often happens between May and September, when it's hot and sunny there. People in different places eat together. Women often wear beautiful, colourful dresses. Many dresses are spotted. Lots of women wear everything to match, with bracelets and shoes the same colour as their dress.

- | | |
|---|-------|
| 1 <i>Feria</i> is a traditional celebration in Spain. | _____ |
| 2 <i>Feria</i> often happens in the summer. | _____ |
| 3 You don't usually see people eating at the <i>feria</i> . | _____ |
| 4 Lots of women wear spotted dresses. | _____ |
| 5 Women wear bracelets which are a different colour to their dress. | _____ |

**Unit 6 - Lesson 2 (Practice worksheet)****Possessive pronoun**

- Possessive pronouns: comes after verb to be.

mine, yours, his, hers, its, ours, yours , theirs

- Let's practice:

1- Read the sentences and choose the correct answer:

1. That is her bag. That bag is (.....).

a-hers

b-mine

c-its

2. This is his ruler. This ruler is (.....).

a-his

b- yours

c- ours.

3. These are their coloured pencils. These coloured pencils are (.....).

a-mine

b-theirs

c-his

2- Complete the sentences with the proper pronoun:

1. This is my book.

- This book is.....

2. That is your ball.

- That ball is

3. These are your books.

- These books are

Day: _____

Date: ___/___/2023



Unit 6 - Lesson 6 (practice worksheet)

1- Write an invitation for a friend using the following questions:

- 1-Greeting and why you write is.
- 2-What the party is.
- 3-When the party is.
- 4-Where the party is.
- 5-Who the invitation is from.



Description الوصف	Praise التعزيز	Support الدعم المقدم
<input type="checkbox"/> Missing H.W or date <input type="checkbox"/> You're on target! <input type="checkbox"/> You've mistakes in: الإملاء Spelling - القواعد النحوية Structure علامات الترقيم - Punctuation اتجاه الكتابة Direction - المسافات Finger space الأحرف الكبيرة والصغيرة Capitalization	<input type="checkbox"/> Super! <input type="checkbox"/> Excellent! Keep it up. <input type="checkbox"/> You're progressing. <input type="checkbox"/> Thanks for your efforts. <input type="checkbox"/> You can do better. Try again.	<input type="checkbox"/> Re-read the questions carefully. <input type="checkbox"/> Practice more. <input type="checkbox"/> Go back to <input type="checkbox"/> Correct the mistakes. <input type="checkbox"/> Ask the teacher/little teacher for help.



Unit 6 - Lesson 6 (an invitation to a friend)

Greeting

Why you write it.

Dear: Ahmed

Please come to my party! It's a birthday party.

When the party is

Date: 1st March

Time: 9pm to 11pm on Sunday.

Where the party is

Place: 61 Road-ElHidd

On Sunday, we're going to make my birthday party.

First, we will put balloons, cakes, and sweets.

Then, we're going to play and sing.

What will you do

After that, we will eat the cake and sweets.

I hope you can come.

Sara



Unit 6 (I read (I)!!)

1. Read the following words:

- | | | | | |
|-------------------|------------|--------------|--------------------|--------|
| 1- striped jumper | 2. jeans | 3. colourful | 4. plain red boots | |
| 5. comfortable | 6. pockets | 7. hat | 8. mine | 9. His |
| 10. hers | 11. Your | 12. ours | 13. thiers | |

2. Read the following sentences:

1. My grandma made me a very nice striped jumper.
2. When the weather is cold, I like to wear my thick jeans.
3. I wear my plain red boots when the weather is rainy.
4. This fluffy colourful hat is mine.
5. I like to wear comfortable clothes when I go out.
6. My coat if full of pockets.

3. Read the following paragraph:


My name's Fawaz. I'm 10 years old. I'm from Bahrain. The weather is cold now in Bahrain. So I have to bring out my winter clothes. This beautiful hat is for my brother, my mum made it for him. These plain red boots don't fit me anymore, they became small. These striped jumpers and jeans are mine. I bought them last week. This purple jacket with the pockets is for my mother.



I read practice activity

1- Read and choose the correct picture:

1. When the weather is cold, I wear my jeans.



2. This striped jumper is hers.



3. It's raining, I will put on my boots.



4.

5. It's snowing, I will put on my winter hat.



2- Read and circle the correct answer:

Hello, my name's Ahmed. It's winter season, we must bring out our (1) _____ clothes. My clothes are nice and (2) _____. This very nice striped jumper is (3) _____, my grandma made it for me. She did it for me last year and gave it to me on my birthday. She also made a winter hat, my sister took it, it's (4) _____ now. We have this nice jeans and boot, I'm little confused are they mine or (5) _____?

1	winter	summer	spring
2	fun	colourful	dull
3	his	her	mine
4	hers	his	her
5	their	theirs	our



Unit 6 (I write!)



☆ 1- Look at the pictures and write their names:



1. _____ 2. _____ 3. _____

☆☆ 2- Look at the pictures and write sentences using the given word:

1. _____

(He)



2. _____

(colourful)



3. _____

(his)



☆☆☆ 3- Write a paragraph about your favourite festival:

☆ (20-30) words

☆☆ (30-40) words

☆☆☆☆ (40 words and more)

1-What the festival was. 2-When the festival was. 3-What you like.

4-What you don't like.


Handwriting practice lines (horizontal lines for writing)



Description الوصف	Praise التعزيز	Support الدعم المقدم
<input type="checkbox"/> Missing H.W or date <input type="checkbox"/> You're on target! <input type="checkbox"/> You've mistakes in: القواعد النحوية Structure - الإملاء Spelling علامات الترقيم - Punctuation اتجاه الكتابة Direction - المسافات - Finger space الأحرف الكبيرة والصغيرة Capitalization	<input type="checkbox"/> Super! <input type="checkbox"/> Excellent! Keep it up. <input type="checkbox"/> You're progressing. <input type="checkbox"/> Thanks for your efforts. <input type="checkbox"/> You can do better. Try again.	<input type="checkbox"/> Re-read the questions carefully. <input type="checkbox"/> Practice more. <input type="checkbox"/> Go back to <input type="checkbox"/> Correct the mistakes. <input type="checkbox"/> Ask the teacher/little teacher for help.

☆ ☆ ☆ — ☆ ☆ ☆

Dictation



Day: _____

Day: _____

Dictation date: __ / __ / 2023
1. ----- -----
2. ----- -----
3. ----- -----
4. ----- -----
Total = _____
<u>Teacher comments:</u>

Dictation date: __ / __ / 2023
1. ----- -----
2. ----- -----
3. ----- -----
4. ----- -----
Total = _____
<u>Teacher comments:</u>

<u>Correction:</u>
1. _____ _____
2. _____ _____
3. _____ _____
4. _____ _____

<u>Correction:</u>
1. _____ _____
2. _____ _____
3. _____ _____
4. _____ _____

Day: _____

Day: _____

Dictation date: __ / __ / 2023
1. ----- -----
2. ----- -----
3. ----- -----
4. ----- -----
Total = _____
<u>Teacher comments:</u>

Dictation date: __ / __ / 2023
1. ----- -----
2. ----- -----
3. ----- -----
4. ----- -----
Total = _____
<u>Teacher comments:</u>

<u>Correction:</u>
1. _____ _____
2. _____ _____
3. _____ _____
4. _____ _____

<u>Correction:</u>
1. _____ _____
2. _____ _____
3. _____ _____
4. _____ _____

Day: _____

Day: _____

Dictation date: __ / __ / 2023
1. ----- -----
2. ----- -----
3. ----- -----
4. ----- -----
Total = _____
<u>Teacher comments:</u>

Dictation date: __ / __ / 2023
1. ----- -----
2. ----- -----
3. ----- -----
4. ----- -----
Total = _____
<u>Teacher comments:</u>

<u>Correction:</u>
1. _____ _____
2. _____ _____
3. _____ _____
4. _____ _____

<u>Correction:</u>
1. _____ _____
2. _____ _____
3. _____ _____
4. _____ _____

Day: _____

Day: _____

Dictation date: __ / __ / 2023
1. ----- -----
2. ----- -----
3. ----- -----
4. ----- -----
Total = _____
<u>Teacher comments:</u>

Dictation date: __ / __ / 2023
1. ----- -----
2. ----- -----
3. ----- -----
4. ----- -----
Total = _____
<u>Teacher comments:</u>

<u>Correction:</u>
1. _____ _____
2. _____ _____
3. _____ _____
4. _____ _____

<u>Correction:</u>
1. _____ _____
2. _____ _____
3. _____ _____
4. _____ _____

Day: _____

Day: _____

Dictation date: __ / __ / 2023
1. ----- -----
2. ----- -----
3. ----- -----
4. ----- -----
Total = _____
<u>Teacher comments:</u>

Dictation date: __ / __ / 2023
1. ----- -----
2. ----- -----
3. ----- -----
4. ----- -----
Total = _____
<u>Teacher comments:</u>

<u>Correction:</u>
1. _____ _____
2. _____ _____
3. _____ _____
4. _____ _____

<u>Correction:</u>
1. _____ _____
2. _____ _____
3. _____ _____
4. _____ _____

Day: _____

Day: _____

Dictation date: __ / __ / 2023
1. ----- -----
2. ----- -----
3. ----- -----
4. ----- -----
Total = _____
<u>Teacher comments:</u>

Dictation date: __ / __ / 2023
1. ----- -----
2. ----- -----
3. ----- -----
4. ----- -----
Total = _____
<u>Teacher comments:</u>

<u>Correction:</u>
1. _____ _____
2. _____ _____
3. _____ _____
4. _____ _____

<u>Correction:</u>
1. _____ _____
2. _____ _____
3. _____ _____
4. _____ _____