

تم تحميل هذا الملف من موقع المناهج البحرينية



* للحصول على أوراق عمل لجميع الصفوف وجميع المواد اضغط هنا

<https://almanahj.com/bh>

* للحصول على أوراق عمل لجميع مواد الصف الخامس اضغط هنا

<https://almanahj.com/bh/5>

* للحصول على جميع أوراق الصف الخامس في مادة لغة انجليزية ولجميع الفصول, اضغط هنا

<https://almanahj.com/bh/5english>

* للحصول على أوراق عمل لجميع مواد الصف الخامس في مادة لغة انجليزية الخاصة بـ الفصل الثاني اضغط هنا

<https://almanahj.com/bh/5english2>

* لتحميل كتب جميع المواد في جميع الفصول للـ الصف الخامس اضغط هنا

<https://almanahj.com/bh/grade5>

[almanahjbhbot/me.t//:https](https://t.me/almanahjbhbot)

للتحدث إلى بوت على تلغرام: اضغط هنا



Grade 5

English

Family and Friends 5

Unit 8

Go back to the roundabout

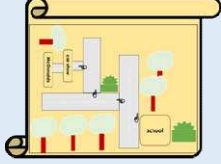


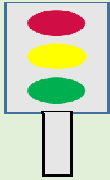

Lesson 1: Words








Lesson Objectives

- 1. To recall 10 words related to road signs.**
- 2. To use the words accurately in a context.**

Read, listen and repeat the following words and phrases with the help of the following link <https://dictionary.cambridge.org/>



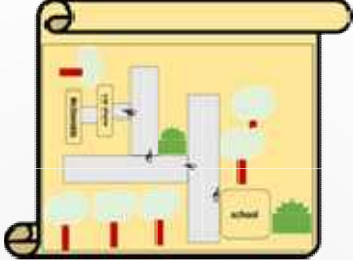
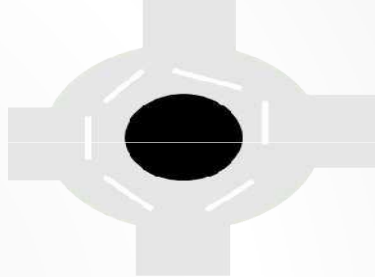

read a map	
turn left	
go back	
traffic light	
hurry	

Read, listen and repeat the following words and phrases with the help of the following link <https://dictionary.cambridge.org/>

roundabout	
get lost	
turn right	
go straight on	
petrol station	

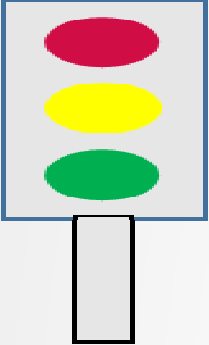

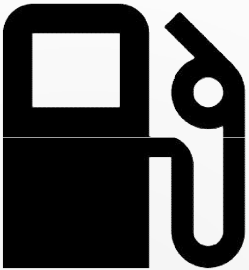


Now check your answers.

Look at the picture and chose the correct answer:

									
a	<input checked="" type="checkbox"/> go back	a	turn right	a	petrol station	a	get lost	a	<input checked="" type="checkbox"/> go straight on
b	read a map	b	<input checked="" type="checkbox"/> turn left	b	go straight on	b	<input checked="" type="checkbox"/> roundabout	b	roundabout
c	turn right	c	traffic light	c	<input checked="" type="checkbox"/> read a map	c	turn left	c	traffic light

Now check your answers.

Look at the picture and chose the correct answer:

									
a	go back	a	turn right	a	petrol station	a	turn left	a	turn right
b	traffic light	b	turn left	b	go straight on	b	roundabout	b	roundabout
c	turn right	c	hurry	c	read a map	c	get lost	c	traffic light

Worksheets











➔ Now, check the worksheets and answer the questions.

KINGDOM OF BAHRAIN
Ministry of Education
مملكة البحرين
وزارة التربية والتعليم

Name: _____ Class: _____

Unit 8 Go back to the roundabout (Words) Date: / /

➤ **Circle the correct word.** Level ☆

Hello! James, I need your help! Can you please look at the _____ (map/roundabout)  with me. I think I need to start all the way from the beginning, so I will _____ (go back/ go right)  to the supermarket. Then _____ (go straight/ turn left)  to the supermarket. So, when I reach the _____ (traffic light/ roundabout)  I must _____ (turn right / turn left).  After that, when I get to the _____ (map/traffic light) , I will have to _____ (turn right / turn left).  Great! The school will be opposite the _____. (park/ petrol station)  Thank you James . Now I must _____ (hurry/ turn right)  and follow the directions carefully this time so that I don't _____ (hurry/ get lost) .

Ministry of Education-2020











KINGDOM OF BAHRAIN
Ministry of Education
مملكة البحرين
وزارة التربية والتعليم

Name: _____ Class: _____

Unit 8 Go back to the roundabout (Words) Date: / /

➤ **Fill in the blanks using the new words** Level ☆ ☆

map - turn left- turn right - hurry - in front- petrol station - traffic light - go straight - get lost- roundabout- go back.

Hello! James, I need your help! Can you please look at the _____  with me. I think I need to start all the way from the beginning, so I will _____  to the supermarket. Then _____  to the supermarket. So, when I reach the _____  I must _____ . After that, when I get to the _____  I will have to _____ . Great! The school will be opposite the _____.  Thank you James . Now I must _____  and follow the directions carefully this time so that I don't _____ .











Ministry of Education-2020

KINGDOM OF BAHRAIN
Ministry of Education
مملكة البحرين
وزارة التربية والتعليم

Name: _____ Class: _____

Unit 8 Go back to the roundabout (Words) Date: / /

➤ **Fill in the blanks using the new words.** Level ☆ ☆ ☆

Hello! James, I need your help! Can you please look at the _____  with me. I think I need to start all the way from the beginning, so I will _____  to the supermarket. Then _____  to the supermarket. So, when I reach the _____  I must _____ . After that, when I get to the _____  I will have to _____ . Great! The school will be opposite the _____.  Thank you James . Now I must _____  and follow the directions carefully this time so that I don't _____ .

Ministry of Education-2020


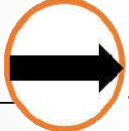

Fill in the blanks using the new words

Hello! James, I need your help! Can you please look at the map 

with me. I think I need to start all the way from the beginning, so I will

go back  to the supermarket. Then go straight on .

So, when I reach the roundabout  I must turn left .

After that, when I get to the traffic light  I will have to turn right . Great! The school will be opposite the petrol station .

Thank you James . Now I must hurry  and follow the

directions carefully this time so that I don't get lost .

Now check
your
answers.

End of the Lesson