


تم تحميل هذا الملف من موقع المناهج البحرينية



الملف الكتاب المدرسي الخاص بالطالب

موقع المناهج ← ← الصف الخامس ← لغة انجليزية ← الفصل الأول ← الملف

روابط مواقع التواصل الاجتماعي بحسب الصف الخامس



روابط مواد الصف الخامس على تلغرام

[الرياضيات](#)

[اللغة الانجليزية](#)

[اللغة العربية](#)

[التربية الاسلامية](#)

المزيد من الملفات بحسب الصف الخامس والمادة لغة انجليزية في الفصل الأول

قواعد إضافية Grammar Additional	1
الضمائر واستخدامها pronouns English	2
قواعد إضافية في اللغة الإنجليزية Grammar Additional	3
الضمائر واستخدامها pronouns English	4
أساسيات اللغة الإنجليزية Language English of Basice	5

5

Did you have a good day?

Lesson One Words

1 Listen, point and repeat. 52



paint



paintbrush



calculator



lunch box



dictionary



PE kit

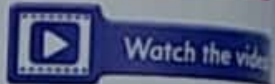


backpack

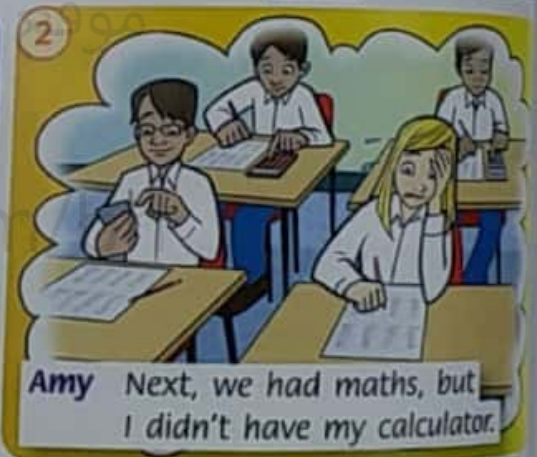


apron

2 Listen and read. 53



Mum Did you have a good day?
Amy No! First we had PE, but I didn't have my PE kit.



Amy Next, we had maths, but I didn't have my calculator.



Amy Then we had lunch, but I didn't have my lunch box.
Mum What did you eat?
Max Amy had some of my lunch.



Max Then we had art and Amy dropped her paint.
Amy The paint went onto my clothes!
Mum But you have an apron for art!
Amy My apron, my calculator and my PE kit were in my backpack and my backpack was at home.
Leo Amy didn't have her backpack! I don't believe it!

- Drama** Listen to the story again and repeat. Act.
- Look and say.

Past simple questions

I / You / He / She / It / We / They

Did you **have** a good day?

Yes, I did. No, I didn't.

What did you watch last night? A film.

Where did you watch the film? At home.

When did the film finish? At nine o'clock.



3 Read and circle.

- What** / **Where** did Jenny paint? A picture of her house.
- Where** / **When** did you visit your cousins? Last week.
- Where** / **What** did the boys have a picnic? In the park.
- What** / **When** did you eat for dinner last night? Pizza.
- What** / **Where** did the girls play tennis? At the sports centre.
- Where** / **When** did the children have breakfast today? At seven o'clock.

4 Write.



Did he walk to school yesterday?

Did they have lunch at school today?

Did she use a calculator?




Did he have his PE kit today?

No, he didn't.

1 **Pair work** Ask and answer.

a calculator a dictionary a PE kit a computer an apron

MONDAY



When did Katie have an English lesson?

At one o'clock.

What did Katie use in her English lesson?

Her dictionary.

2 Write two questions and answers.
What did Katie use in her English lesson? A dictionary.

3 Listen and sing. 54 4 Sing and do.

Did you have a good day?



Did you have a good day at school today?
Did you paint a picture at school today?
Did you play a new game at school today?
Did you have lots of fun?

Did you like your lessons at school today?
Did you help your teacher at school today?
Did you have a good day at school today?
Did you have lots of fun?



Read: Message in an X-bot



55

1 Listen, point and repeat. 56

moon	boot	blue	glue	tune	tube
					







2 Listen and chant. 57



It's Tuesday night
 And I'm not at school.
 I've got glue and tubes,
 And paint that's blue.
 I make a toy flute,
 I look up at the moon.
 It's a hot June night,
 And I play a tune.

3 Read the chant again. Circle the words with oo, ue and u_e.

4 Match and write.

1  glue	oo	2 
3 	ue	4 
5 	u_e	6 

Read: Message in an X-bot




55

Skills Time!


Lesson Five

Reading

1 Listen, point and repeat.  58



2 Describe what you can see in the pictures below.

3 Listen and read.  59

School Camping Trip

Last month, twenty students from Year 8 were on the school camping trip. TOM WALTERS tells us all about it.

Where did you stay?

We stayed in tents near a river. It was fun!

Did you have lessons?

No, we didn't, but we fished every day and we learned how to make a bridge over the river, too. We used rope and wood.

Was it cold at night?

No, it wasn't. We had warm sleeping bags. It was very dark, but we had torches. One night, there was a noise outside. We were scared, but when we looked outside, there was only a cat.

What did you eat?

We cooked food in frying pans on a fire. Sometimes we cooked the fish from the river! One day, it rained and our matches were wet. So we started a fire with two sticks!



4 Read again and match the questions and answers.


- | | |
|---------------------------------------|--------------------|
| 1 Did the children sleep in tents? | a A cat. |
| 2 What did they use to make a bridge? | b No, they didn't. |
| 3 What was the noise in the night? | c Yes, it did. |
| 4 Did the children cook in a kitchen? | d Yes, they did. |
| 5 What did they sometimes cook? | e Rope and wood. |
| 6 Did it rain? | f Fish. |

5 **Think!** What things would you take on a camping trip?
What would you like to do on a camping trip?

Read: *Message in an X-bot*



Listening
Listen and write the numbers. 60



Speaking
Pair work Look at the pictures. Ask and answer.

Did the boy visit his grandma and grandpa last week?

No, he didn't.

- have lessons
- visit his grandma and grandpa
- stay in a tent
- cook on a fire
- play volleyball
- listen to CDs

Writing preparation

Use time words in stories or articles to show the order of events.

- First 2 Then
- Next 4 Finally

3 Number the sentences in the correct order.

Last Tuesday, I was on a school trip. We visited the zoo.

- A Next, we had lunch in a café at the zoo.
- B Finally, we painted pictures of our favourite animals.
- C 1 First, we watched the monkeys and the elephants.
- D Then, we looked at the penguins and the kangaroos.

Complete the writing task on page 47 of the Workbook.

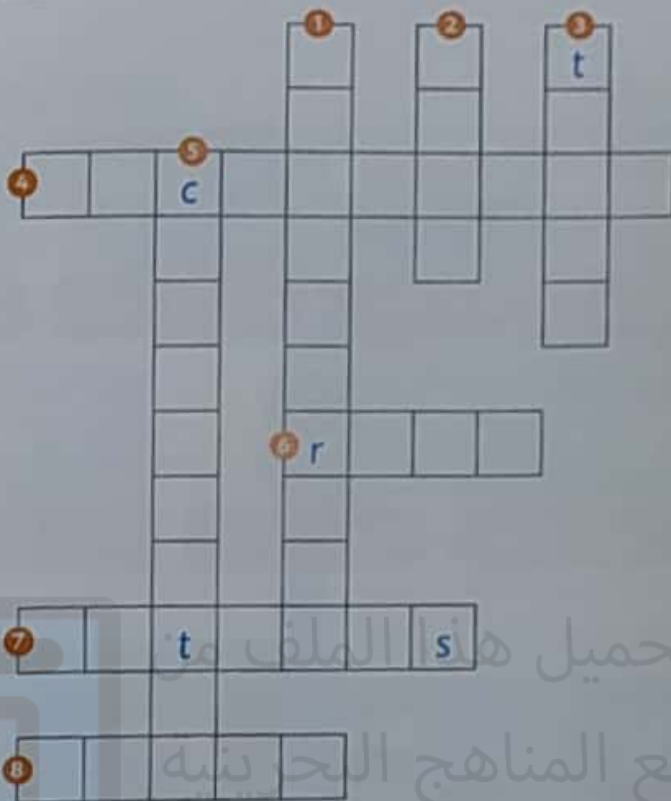
page 47

Read: Message in an X-bot



1 Complete the crossword.

Across



Down



2 Listen and match the questions and answers. 62


- | | | |
|---|---------------------------------------|--------------------|
| 1 Did Jack go camping at the weekend? | <input checked="" type="checkbox"/> e | a Yes, she did. |
| 2 Did he put his things in a suitcase? | <input type="checkbox"/> | b Yes, they did. |
| 3 Did Jack's family walk to the campsite? | <input type="checkbox"/> | c No, he didn't. |
| 4 Did they stay in a big tent? | <input type="checkbox"/> | d No, she didn't. |
| 5 Did Jack's mum cook on a fire? | <input type="checkbox"/> | e Yes, he did. |
| 6 Did Jack's sister play football? | <input type="checkbox"/> | f No, they didn't. |



Read and tick (✓) the boxes.

Can you?

- I can name eight different school things.
- I can ask questions using the past simple.
- I can talk about past events and activities.
- I can write using time words.

1 Listen, point and repeat.  61



2 **Think!** What would you like or dislike about camping?
What can you find on a campsite?

3 Make a campsite collage.



Think about the perfect campsite. Draw it on a piece of card. Then collect craft materials to make a collage.

Stick craft materials onto your collage to make a campsite. Use lollipop sticks to make signs for the different areas.

4 Talk about your project.

- 1 What materials did you use to make your collage?
- 2 What can you find at your campsite?
- 3 What's your favourite part of your collage?

This is our campsite collage. Can you see the tents? We used foil to make the river and we used tissue paper to make the trees. There's a picnic area, too. My favourite part is ...

Presentation Tip
Ask people questions about your project.



1 Listen, point and repeat. 63



money



passenger



arrivals



departures



luggage



passport



suitcase



magazine

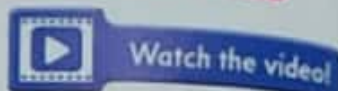


newspaper



coin

2 Listen and read. 64



1

Holly How much time have we got, Mum?
Is there time to look in the shops?

Mum Yes, there's still lots of time left.
Here's some money for each of you.

Max Thanks, Mum!

2

Holly How much money have you got?

Amy One pound.

Leo Me, too. We've all got a pound.

3

Max Not another pencil, Holly!
How many pencils have you got already?

Holly Hundreds! OK, maybe not.

Amy I've got an idea. Because we haven't got
much money, why don't we put it together
and buy one really nice thing?

4 Later ...

Mum So, what did you buy?

Leo A present for you!

Mum For me? Thank you.
You know I love chocolates.

Holly It's to say thank you for
taking us on holiday.

Drama

Listen to the story again and repeat. Act.

Read and learn.

Expressing quantity

How much money have you got?

I haven't got **much** money.

We've got **lots of** money.

How many pencils have you got?

I haven't got **many** pencils.

I've got **lots of** pencils.

We haven't got much time now.



Let's go to the departure gate.

Use **many** with countables and **much** with uncountables. You can use **lots of** with both.

Write.

how many how much

Steward ¹ How much luggage have you got?

Woman We've got these bags and suitcases.

Steward ² _____ suitcases are going in the aeroplane?

Woman Three.

Steward And ³ _____ passengers are travelling?

Woman Four.

Woman ⁴ _____ time have we got before the plane leaves?

Steward One hour. Have a good holiday!



Speaking Point and say.

lots of much many



1 luggage



2 apples



3 time



4 money



5 food

She hasn't got much luggage.

Lesson Three Grammar and Song

1 Read and learn.

some / any

Have you got **any** newspapers?
We haven't got **any** newspapers.
But we've got **some** magazines.



Use **any** for **questions** and **negative** sentences. Use **some** for **positive** sentences.

2 **Pair work** Ask and answer.

soap magazines toothbrushes pastries



Have you got any soap?

Sorry, we haven't got any soap.
But we've got some shampoo.

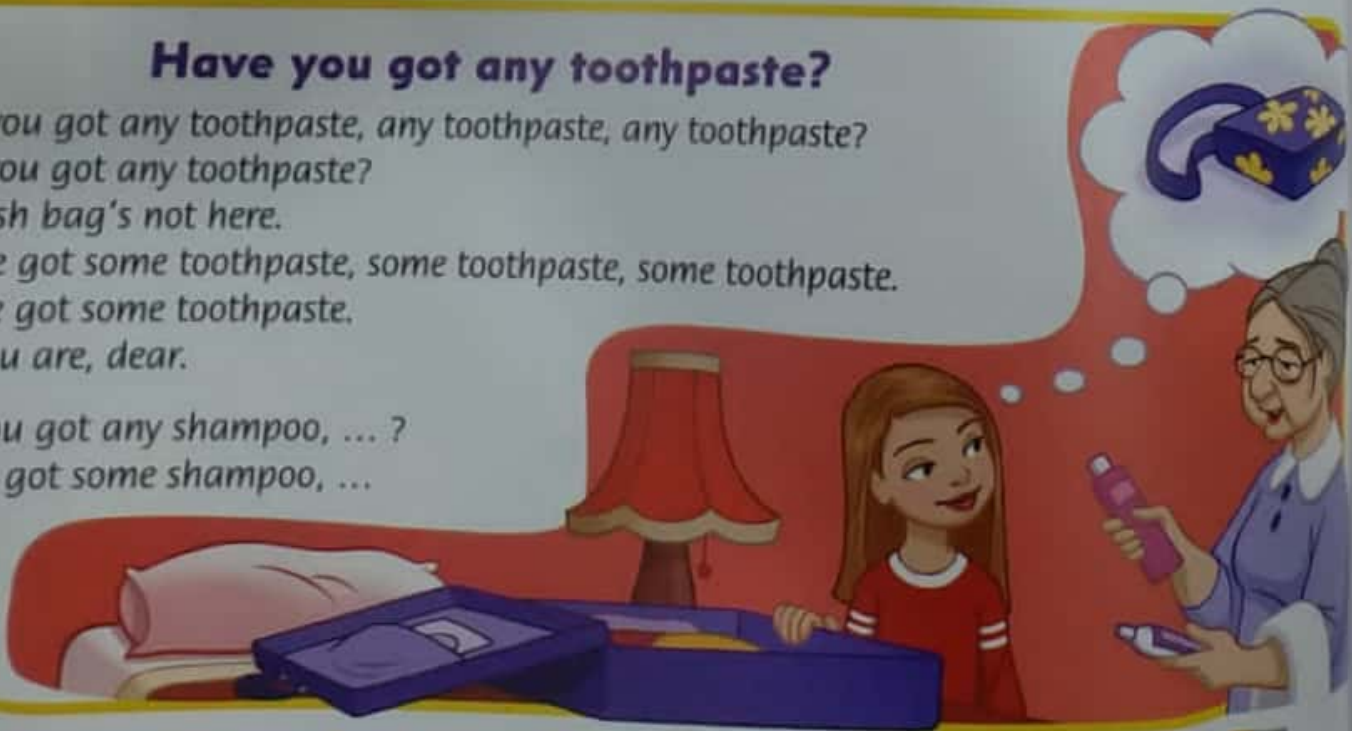
3 Now write about what is in the shop.
They've got some ... But they haven't got any ...

4 Listen and sing. 65

Have you got any toothpaste?

Have you got any toothpaste, any toothpaste, any toothpaste?
Have you got any toothpaste?
My wash bag's not here.
Yes, I've got some toothpaste, some toothpaste, some toothpaste.
Yes, I've got some toothpaste.
Here you are, dear.

Have you got any shampoo, ... ?
Yes, I've got some shampoo, ...



Read: What's on the Box?






2 Listen and chant. 65



It's a very cold day.
I've got a coat with a hood.
I've got my wool scarf,
And I'm feeling good.
I'm sitting on some wood.
I'm looking at my book.
The book's very good.
It tells me how to cook.

3 Read the chant again. Circle the words with oo.

4 Complete the words. Listen and check. 69



5 Write a word that rhymes.



book _____



wood _____

Read: What's on the Box?



66

Drama

Look at the story again. Act.

Fluency craft

1 Make a holiday photo album.



1 Cut out the photo album page. Write your name on the front of your photo album.



2 Choose your favourite holiday photos or draw pictures of your holiday. Write about each picture.

3 **Pair work** Ask and answer with your friend.

Where were you in this photo?

What did you do on the beach?

What was it like?

I was on the beach with my brother and my cousins.

We played volleyball every day.

It was brilliant. I love playing volleyball!

4 **Speaking** Tell the class about your holiday.

- 1 Where did you go on holiday?
- 2 Who did you go with?
- 3 Where did you stay?
- 4 What did you do?
- 5 Did you have a good time?

Last summer, I went to the beach with my parents, my brother and my sisters. We stayed in ...

1 Find and write the words.





F	I	R	E	W	O	R	K	S
L	Q	W	E	R	Y	H	N	U
U	S	F	A	P	T	H	M	I
G	P	A	S	S	P	O	R	T
G	K	I	X	Z	A	T	I	C
A	M	R	V	C	S	E	L	A
G	C	O	I	N	F	L	P	S
E	M	A	G	A	Z	I	N	E

2 Listen and tick (✓) the correct pictures.

Pair work Then ask and answer.



1 How much luggage have they got?

2 How many magazines has Layla got?




3 How much chocolate has Layla got?

4 How much money has Layla got?



5 How many passengers are at the airport?

6 How many planes can Layla see?



How much luggage has Layla's family got?

They've got a lot of luggage. How many suitcases have they got?

3 Read and tick (✓) the boxes.

Can you?

- I can name ten words about travel.
- I can ask questions using *How much* / *How many*.
- I can use *some* and *any* to talk about quantity.
- I can talk about holidays.
- I can write an email.

Skills Time!

Lesson Five

Reading

1 Listen, point and repeat. 70



journey



fall asleep



intelligent



hotel



fireworks



fair

2 Look at the pictures. What do you know about Finn's holiday?

3 Listen and read. 71

To: danwalters@gmail.com

From: finnthomas@hotmail.co.uk

Subject: Bahrain is brilliant!

Hi Dan,

How are you? I'm having a fantastic time in Bahrain! We left home early yesterday morning, and the journey was very long and tiring. I fell asleep on the plane and I missed the film! It was a comedy film, and my brother said it was very funny.

We arrived at our hotel late last night and we got up early this morning. The weather was hot and sunny. Dad took us to the Dolphin Resort and we swam with dolphins! It was really exciting! Dolphins are amazing animals. They are very intelligent and they can communicate with each other. We watched a dolphin and sea lion show, too. It was a fantastic day.

Tomorrow is the Muharrag Summer Festival. Dad says there's always a fair and lots of great food at the festival. We're going to play lots of games and I'm going to ride a camel! I hope there are going to be some fireworks at the festival, too. I love fireworks!

Write soon to tell me about your holiday.

From,

Finn



4 Read again and write T (true) or F (false).

1 Finn is having a good time in Bahrain. T

2 Finn watched a film on the plane. _____

3 Finn swam with dolphins. _____

4 Finn doesn't like fireworks. _____

5 **Think!** What do you and your family like to do on holiday?
What don't you like to do on holiday?



Project

1 Listen, point and repeat. 73



holiday resort



tourists



leaflet




fold



caption

2 **Think!** What places in your country are good for holidays?
What can you see / do in these places?

3 Make a holiday leaflet.



Find out about what tourists can see and do on holiday in your country. Write about some places to visit on the leaflet template.

Draw or stick pictures onto the leaflet template. Write captions for the photos. Fold the leaflet and write a title.

4 Talk about your project.

- 1 What places is your leaflet about?
- 2 What can you find there?
- 3 What can you do there?

My leaflet is about the Hamala Beach resort in Bahrain. There's a big beach and a swimming pool. You can relax in the sun, swim and play tennis.



Presentation Tip
Hold your project so everyone can see it.



Listening

1 Listen and write L (Lucas), N (Nada) or R (Ronny). 72



2 Listen again and circle.

- 1 How did Lucas get to the beach? **by car / by train / by plane**
- 2 How many cousins has Nada got? **two / six / eight**
- 3 What was Ronny's favourite day? **the zoo / the sports game / the boat trip**

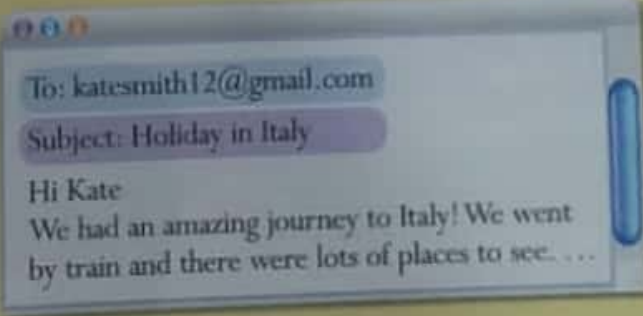
Speaking

3 **Pair work** Ask and answer about last summer.

- 1 Where did you go on holiday?
- 2 How did you travel there?
- 3 Who did you go with?
- 4 What did you do?
- 5 What did you eat?
- 6 What did you like best?

Writing preparation

- 1 Write the address in the *To* line.
- 2 Write what the email is about in the *Subject* line.
- 3 You can add *Attachments* (photos, videos) to your email.



4 Read and match.

- 1 You write the person's address **a as an attachment.**
- 2 You write what your email is about **b in the subject line.**
- 3 You can add a photo **c in the To line.**

Complete the writing task on page 55 of the Workbook.



Read: *What's on the Box?*



66

Fluency Time! 2

Everyday English

1 Listen, read and say. 75



Tom: Where did you go on holiday?
 Anna: I went to New York with my parents.
 Tom: Wow! Lucky you! What was it like?
 Anna: It was brilliant! I had a great time.



Tom: What was the best part?
 Anna: We went sightseeing and shopping. We bought lots of souvenirs. Here!
 Tom: Cool! Thanks, Anna!

2 **Listening** Listen and circle. 76

- 1 Tom went to **the city** / the mountains / the beach on holiday.
- 2 He went with **his cousins** / his grandparents / his parents.
- 3 It was a **tiring** / exciting / relaxing holiday.
- 4 The best part was **fishing** / buying souvenirs / snorkelling.

Pair work Talk with your friend.

beach	brilliant	go hiking / swimming / sightseeing
mountains	relaxing	buy souvenirs / ice creams
city	exciting	stay in a tent / hotel

Where did you go on holiday?

What was it like?

What was the best part?

I went to the mountains with my family.

It was very exciting!

We went hiking and we stayed in a tent.



1 Look at the page. What are the people doing?

2 Listen and read. 77

Family Activity Holiday

[home](#) [about us](#) [contact us](#)

Do you want a holiday that everyone can enjoy together? Are you an active family? Our three-day family activity holiday helps you get fit and have fun together. This holiday is suitable for all the family, including children from the age of five and above.



Our programme is packed with fun activities from morning until night. You will be in small groups with other families, and we make sure that the children in each group are of a similar age.

During the day, you can try rock climbing on our 15 metre climbing wall. Our expert instructors will show you how to wear harnesses and ropes to keep you safe at all times. You can try our high ropes and zip wire courses, and enjoy being up in the trees and flying through the air like a bird. A low ropes course is also available. We also spend a morning horse riding in the beautiful hills near our centre. Our ponies are very calm and well behaved, and you don't need any previous experience to take part. Our mountain bike ride is also very popular.

We offer water activities, too. We have a beautiful, clean lake where you can learn to sail, canoe and kayak, always with the help of our expert instructors.

In the evenings, there are games and sports activities for all the family. With so much to do, your family will never be bored!



This was my best family holiday ever! I went with my mum and dad, my brother James (age 6) and my sister Emily (age 12). The instructors were very friendly and helpful. I made lots of new friends. I recommend this holiday and we will come again next year.
Cerys, 10
London, UK.

Programme

Monday	AM	Horse riding
	PM	Rock climbing
Tuesday	AM	Kayaking and canoeing
	PM	Sailing
Wednesday	AM	Mountain biking
	PM	Zip wires in the forest

3 Read again and write Yes or No.

- 1 Can you sail on the lake? _____
- 2 Will families be in large groups? _____
- 3 Can children aged nine do these holiday activities? _____
- 4 Has Cerys got a brother? _____

4  Pair work Ask and answer.

- 1 Which activities do you like or dislike on this activity holiday?
- 2 What do you usually do on holiday?

Lesson One Words

1 Listen, point and repeat. 79



team



jacket



trainers



trophy



player



kick



score a goal



racket



rucksack



win (won)

2 Listen and read. 80

تم تحميل هذا الملف من



Watch the video!

1

Leo Come on. Let's play football!
Max Great! Let's have two teams.
 Leo and Amy against Holly and me.

2

Leo It's cold now. Let's put on our jackets.
Max Whose jacket is this? Is it yours, Amy?
Amy Yes, it's mine. Thanks.

3

Amy Is this one yours, Leo? It's blue.
Leo Yes, my jacket's blue.
Max This one is mine. And this blue jacket is hers. Here you are, Holly.

4

Holly That jacket is very small, Leo. Are you sure it's yours? And mine is really big.
Leo Oh no! I've got yours. That's why it's so small for me!

5 Describe the picture.

6 Listen and read. 78

The author Jonathan Swift wrote his book *Gulliver's Travels* in 1735. It is still very popular today, after more than 275 years. There are also famous films of the story.



Gulliver's Travels

A voyage to Lilliput

My name is Gulliver, and when I was a young man I went travelling. I joined a ship and sailed to the islands of the South Pacific. It was a brilliant voyage at first. We sailed across the Atlantic Ocean and the Indian Ocean. Suddenly there was a terrible storm and I fell into the water. Finally I swam to an island. I walked on the beach and looked around me. There were no people and no houses. I was very tired so I fell asleep on the sand.

When I woke up in the morning, I couldn't move. I was lying on my back and my arms and my legs were tied to the ground. I was very hot in the sun and I was frightened. Suddenly I saw a very small man. He was about 15 centimetres tall and he was walking on my leg. Then I saw lots of small men on my arms and my legs. I shouted and, in surprise, the men fell off my body. Then I spoke to them in English. They didn't understand my language, but they saw that I was friendly.



I pointed at my mouth to show I was hungry and they brought me some food. Their food was normal, but it was very, very small and it meant I had to eat a lot. I ate lots of tiny loaves of bread and lots of tiny pieces of cheese and a lot of meat. I finished my meal and then hundreds of men and thousands of horses carried me to their city. It was a very long journey.

When I arrived at the city, I looked around me. The houses were smaller than my feet and I was bigger than the trees. The king and the people were kind to me so I stayed on the island. I learned that I was in Lilliput and I learned their language. I played with their children and I gave them presents such as my watch and some coins. These things were enormous to them. Eventually, I left the city and travelled again.

7 Read again and put the sentences in the correct order.

- a He went to an island.
- b He had some food.
- c Gulliver went on a ship. 1
- d He went to a city.
- e He fell into the sea.
- f He saw some little men.

8 Pair work

Ask and answer.

- 1 How do you think the people of Lilliput felt when they first saw Gulliver?
- 2 How do you think Gulliver learnt their language?
- 3 Where do you think Gulliver went after he left Lilliput?
- 4 Would you like to travel by ship and find new places? Why?



Listen to the story again and repeat. Act.

Read and learn.

Possessive pronouns

Possessive adjectives

- It's **my** jacket.
- They're **your** trainers.
- It's **his** racket.
- It's **her** water bottle.
- They're **our** trophies.
- It's **their** rucksack.

Possessive pronouns

- It's **mine**.
- They're **yours**.
- It's **his**.
- The water bottle is **hers**.
- They're **ours**.
- The rucksack is **theirs**.

This jacket is hers!



Use **whose** for the question.
Whose jacket is it?

Read and circle.

- This water bottle is **my** / mine.
- The red trainers are **her** / **hers**.
- There are five players in **my** / **mine** team.
- This is **our** / **ours** trophy.
- That rucksack is **their** / **theirs**.
- Which one is **your** / **yours** jacket?

Write. mine his hers yours ours theirs



I think this snorkel is his.



Is this _____?



Hurrah! We won!
It's _____.



These trainers are _____.
They're new.



It's _____. Let's give it back.



This rucksack is _____.

1 Read and learn.

Regular adverbs: + ly

slow He ran **slowly**.
 quiet They talked **quietly**.
 happy She smiled **happily**.
 careful They did their homework **carefully**.

Adverbs tell you more about a **verb**.
 Many adverbs end in **-ly** (e.g. *slowly*).
 Some are a **different word** (e.g. *well*).

Irregular adverbs

good They played **well**.
 fast They ran **fast**.



You played really well! We won!

2 **Pair work** Ask and answer about the people in the pictures.



3 Now write sentences about the pictures.
 Joe ran fast, but Adam ran slowly.

Who is running slowly? Adam

4 Listen and sing. 81



At break time ...

At break, we played football, football, football.
 At break, we played football. Our team played well.

We all cheered loudly, loudly, loudly ...
 We didn't hear the bell.

The bell rang softly, softly, softly ...

The teacher said, "Run quickly, quickly, quickly."
 The teacher said, "Run quickly. You didn't hear the bell."

She said, "Listen carefully, carefully, carefully."
 She said, "Listen carefully. Listen for the bell."



Read: *Top of the Table*

Listening

1 Listen and circle the sports the children like. 6 88



1
swimming /
gymnastics



2
riding a bike /
football



3
basketball /
volleyball



4
football /
riding a bike

2 Listen again and write T (true) or F (false).

- 1 Kim loves playing team sports. F 2 Emad plays his sport in the park. _____
3 Jamila likes playing in a team. F 4 Ben likes riding fast. _____

Speaking

3 Pair work Ask and answer with your friend. Use the correct verb.

with play	with do	with go
football	gymnastics	swimming
volleyball	athletics	skiing
basketball	judo	running
tennis	karate	cycling

What do you like doing?

I like playing / doing / going ...

Where do you play / do / go ...?

I play / do / go ...

Writing preparation

It's shows the short form of **is**:

It's new. = **It is** new.

And the short form of **has**:

It's got wings. = **It has** got wings.

It's a **possessive adjective**.

There's a horse on the farm.

Its name is Star. (the horse's name)

4 Write **It's** or **Its**.

- The sports centre is great. It's got a pool and basketball courts.
- Oh no! _____ going to rain.
- The T-Rex was very big, but we don't know the colour of _____ skin.

Read: **Top of the Table**



Complete the writing tasks on page 65 of the Workbook

1 Listen, point and repeat. 95

ng

nk

ring	king	swing
		

bank	sink	pink
		

2 Listen and chant. 96



Sing a song while you swing, swing, swing.

Look at the king with his ring, ring, ring.

Wash your hands at the sink, sink, sink.

Now you're thirsty, have a drink, drink, drink.



3 Read the chant again. Circle the sounds ng and nk.

4 Listen and complete the words. 97



ring



ba _____



swi _____



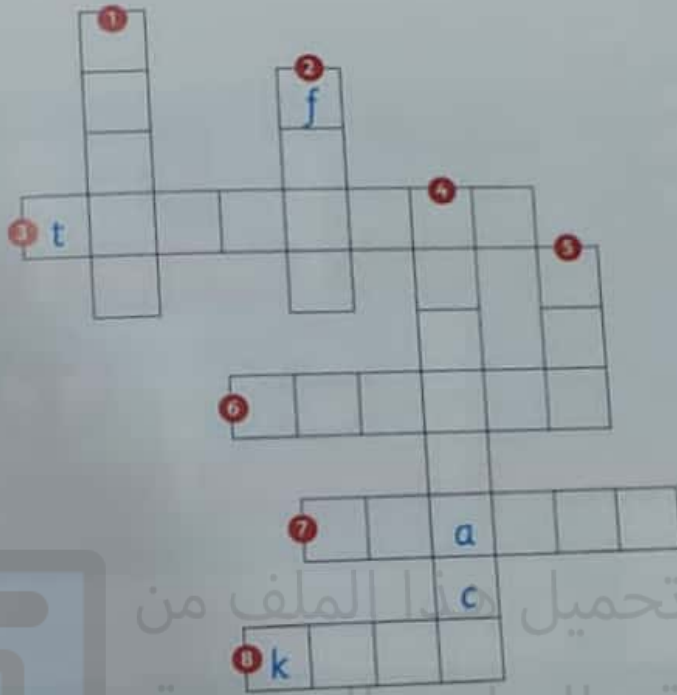
ki _____



pi _____



1 Complete the crossword.



Down



2 Listen and write the numbers. Then complete the sentences.

- a Ali 1 b Tahir _____ c Yousif _____
- d Jamil _____ e Isa _____ f Samir _____

- 1 Jamil shouted loudly (loud) when the ball went into the hoop.
- 2 Ali ran very _____ (fast).
- 3 Isa cheered _____ (happy) when Tahir scored.
- 4 Tahir threw the ball _____ (quick) into the hoop.
- 5 Yousif tried to catch the ball, but he moved too _____ (slow).



3 Read and tick (✓) the boxes.

- I can name ten new words connected to sports.
- I can use adverbs to describe actions.
- I can talk about the sports I do / play.
- I can write using *It's* or *Its*.

Can you?

Lesson One Words

1 Listen, point and repeat. 91



read a map



turn left



go back



traffic light



hurry



roundabout



get lost



turn right



go straight on



petrol station

Watch the video!

2 Listen and read. 92

1

Mum Mmm, I don't think the theatre is near here. Are we lost?

Max I think so, but I thought the theatre was near the petrol station.

2

Mum No, I said it's near the train station. Let's look at the map again. Here's the theatre next to the station.

Max Oh no! Sorry, Mum.

Mum We have to go back to this roundabout here and turn left.

3

Mum Then we go straight on and then right at the traffic lights.

Holly But the show starts in five minutes. We're going to be late!

Mum Yes, come on! We have to hurry!

4

Uncle Hello. Are you going to the theatre? We can take you!

Max Thank you! We got lost.

Holly But now we won't be late.

Drama

Listen to the story again and repeat. Act.

Read and learn.

Have to

We **have to** go back to the roundabout.
They **have to** turn left.
He **has to** hurry.

Use **have to** when something is necessary.
For the past simple, use **had to** e.g. They **had to** hurry.



Giving directions

Turn left. ↶ Go straight on **at** the roundabout. ↗

3 Complete the sentences.

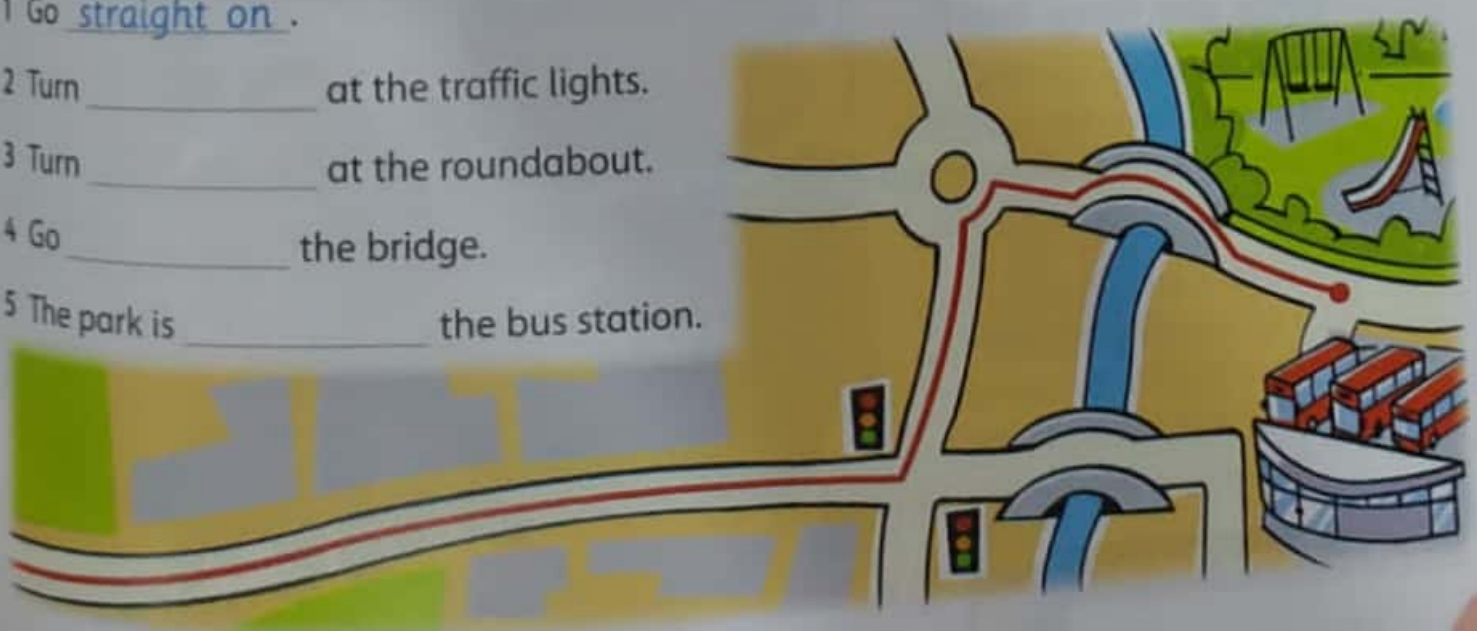
read the map hurry wait stop

- 1 We're late! We have to hurry.
- 2 They're lost. They _____.
- 3 The traffic light is red. He _____.
- 4 I'm at the theatre early. I _____.

4 Write directions to the park.

right over left in front of straight on

- 1 Go straight on.
- 2 Turn _____ at the traffic lights.
- 3 Turn _____ at the roundabout.
- 4 Go _____ the bridge.
- 5 The park is _____ the bus station.



1 Listen, point and repeat. 83

cub	cube	tap	tape	pip	pipe
					

2 Listen and chant. 84



A lion cub is playing with a cube.
 Cub, cub, cub.
 Cube, cube, cube.

An orange pip is in a pipe.
 Pip, pip, pip.
 Pipe, pipe, pipe.

There's tape on the tap on the sink.
 Tap, tap, tap.
 Tape, tape, tape.



3 Circle the short vowels. Underline the long vowels.

- 1 Tim 2 cube 3 tap 4 pip 5 tape 6 time 7 cub 8 pipe

4 Listen and circle the correct word. 85

1	2	3	4	5
				
cub / <u>cube</u>	pip / pipe	tap / tape	cub / cube	pip / pipe

Read: Top of the Table



Skills Time!

Lesson Five

Reading

1 Listen, point and repeat. 98



2 Have you seen a puppet show? What was it about?

3 Listen and read. 99

KALILA WA DIMNA

Kalila wa Dimna is a famous collection of stories from India about two jackals, called Kalila and Dimna, who work for the lion king. The stories are nearly two thousand years old. Ibn al-Muqaffa¹ wrote an Arabic translation of the stories in the 8th century. Many people believe that this was one of the first great works of Arabic literature.

THE STORIES

Many years ago, an Indian king asked a wise man to write a book full of good advice for people to read in the future. The king kept the special book in a castle. A different emperor heard about the book and sent a servant to find it. The special book contained the stories about Kalila and Dimna. Each of the *Kalila wa Dimna* stories teaches us an important lesson about life. They tell us that people always learn the truth, and that we must always help our friends. The stories are still popular today.

Kalila wa Dimna puppets

You can make Kalila and Dimna puppets at home. Then you can act out a story for your family.

To make Kalila and Dimna puppets:

- Draw pictures of the characters on a piece of card
- Colour the pictures, then carefully cut them out.
- Glue a small stick to the back of each picture.
- Lift up the puppets to act out the story



4 Read again and write T (true) or F (false).

- 1 Kalila and Dimna are lions. F
- 2 The *Kalila wa Dimna* stories are nearly two hundred years old. _____
- 3 The stories teach us important lessons. _____
- 4 The *Kalila wa Dimna* stories are popular today. _____

5 **Think!** What *Kalila wa Dimna* stories do you know? What lessons do these stories teach us?

Read: *Power Racers*



Skills Time!

Lesson Five

Reading

1 Listen, point and repeat. 86



fans



medals



championship



certificate



court



hit

2 Where do people play tennis?

3 Listen and read. 87

My favourite sport is tennis. Tennis is a popular sport in Bahrain. There are some great places for tennis fans to learn and play this exciting sport.



I learned to play tennis at the Bahrain Tennis Academy. The Academy teaches tennis to people of all ages. You can be a complete beginner, or a good player who wants to become a tennis star. Young children can have special lessons to learn the rules of the game. They can also learn how to hold the racket, hit the ball and move around the court.

Children get medals and certificates when they finish each level of tennis training. The Bahrain Tennis Academy has tennis lessons for adults, too.

On Bahrain's National Day there's a Tennis Championship for children.

The Davis Cup is the World Cup for tennis.

The Bahrain Tennis Club is another great place to play tennis. The club has everything tennis players need. There are eight tennis courts, a gym, and an indoor activities and games hall. I go there at the weekend to practise and have fun!

Ahmed, aged 11

4 Read again and complete the sentences.

- 1 At the Bahrain Tennis Academy, children learn the rules of tennis.
- 2 Beginners learn how to hold the racket and _____ the ball.
- 3 Children get _____ and medals when they finish a level.
- 4 There are eight tennis _____ at the Bahrain Tennis Club.
- 5 There's a tennis _____ for children on Bahrain's National Day.

Think! What sports do you like? What are the advantages of playing a sport?

Listening

1 Listen and point to the route. Where is Leo going? 100
 2 Listen again and draw the route to Leo's school.



Speaking

3 Pair work

Give directions to a visitor at your school. Start at the school door.

تم تحميل هذا الملف من موقع المناهج البحرينية

- | | | | |
|-------------|---------------|-------------------|---------------------------------|
| go upstairs | go downstairs | turn left / right | go straight on |
| in front of | behind | next to | the first / second / third door |

- 1 your classroom
- 2 playground
- 3 art room
- 4 computer room

Where's your classroom?

Go straight on. Go upstairs. It's the second door on the right.



Writing preparation

We use **imperatives** to tell a reader to do something. We usually **start a new line** for each new instruction.

4 Underline the imperatives in these instructions.

- Take an empty, white paper bag.
- Turn it upside down and fold the corners to make the head.
- Cut out ears and paws and stick them on.
- Draw on the rabbit's eyes and nose.



Complete the writing tasks on page 73 of the Workbook.

page 73

Read: Power Racers



94


Read and learn.

why / because

Why are we at this petrol station?
Because we're lost.

Why are we lost?
Because we didn't read the map carefully.

Use **why** for questions. Use **because** for answers.

 **Pair work** Ask and answer.



late



get lost



couldn't read / map

Why were they late?

Because they got lost.



get wet



forget / umbrella




late

Why did they get lost?

Now write sentences about the pictures.

The woman and her son were late because they got lost.

Listen and sing.  93

Why are they lost?

Why are they standing
in the middle of the square?
Because they can't find the station
That they thought was there.


Why are they lost
in the middle of the town?
Because they're holding
Their map upside down!



Lead: **Power Racers**



 94

1 Listen, point and repeat.  89



measure



tape



footballer



ping pong ball



table football

2 **Think!** What sports do you play at school? How do you play these sports?

3 Make a football game.



1 Cut a goal in each end of a cardboard box. Cut two smaller holes on each side of the box. Measure with a ruler to make sure the holes are the same distance apart.



2 Push sticks through the holes in the side of the box. Stick pictures of footballers onto card and cut them out. Use tape to stick the footballers onto the sticks.

4 Talk about your project.

- 1 How did you make your football game?
- 2 How do you play the football game?
- 3 Are you good at the game?

We pushed sticks through holes in a box. We stuck pictures of footballers to the sticks. You move the sticks to play the game. Use a ping pong ball or a small ball of paper to play table football!

Presentation Tip
Don't talk too fast!
Pause and speak clearly.



1 Listen, point and repeat. 101



2 **Think!** What do people use puppets for? What kinds of puppets can you think of?

3 Make a puppet.



Use a sock and a needle and thread to sew on buttons, or glue on googly eyes. Glue on wool to make the hair.

Add details to your puppet, then give your puppet a name. Keep notes about your puppet so you can tell the class.

4 Talk about your project.

- 1 What's your puppet's name?
- 2 What did you use to make your puppet?
- 3 How did you make your puppet?

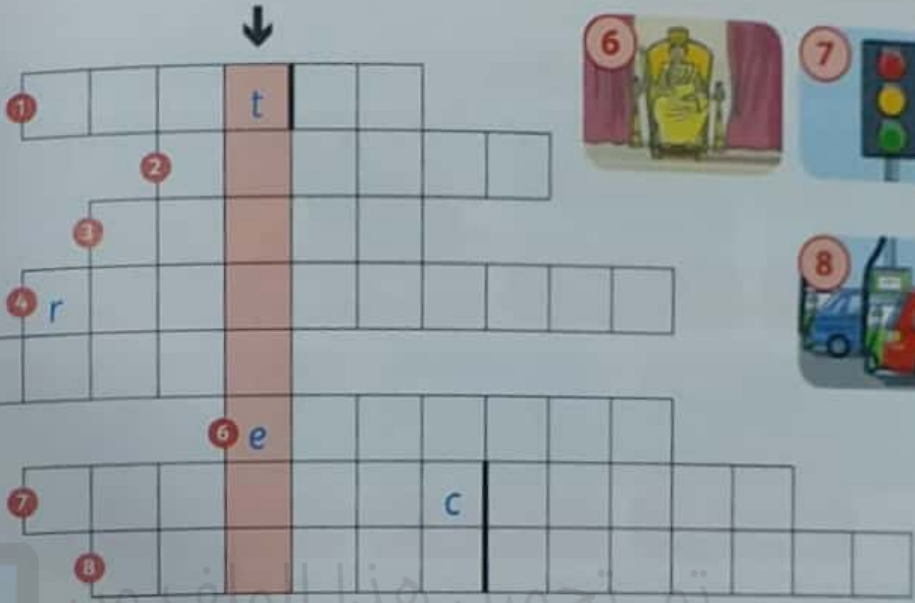
My puppet's name is Bella. I used a sock, some buttons and some wool. I stuck the wool onto the sock with glue to make the hair. I sewed on two buttons to make the eyes.

Presentation Tip

Practise your presentation with a friend. Ask your friend to tell you what they liked / didn't like.



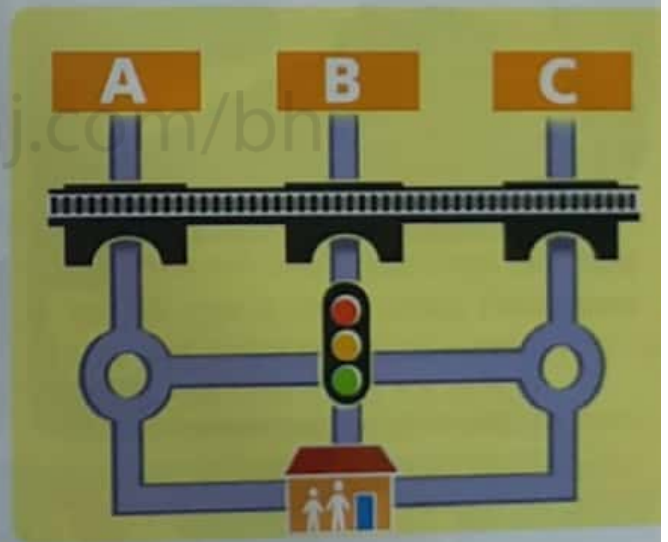
1 Complete the puzzle and find the mystery word.



2 Listen and find the station. 102 Then look at the map and complete the text.

- right traffic lights bridge straight on left roundabout

Yesterday, I was with my dad outside my house. A man asked, "Excuse me. Where's the station?" My dad said, "Go ¹ straight on, then turn ² _____ at the _____ . At the ⁴ _____, turn ⁵ _____ . Go under a _____ and it's in front of you." "Thank you," said the man. "You know the city well." "That's because I'm a taxi driver," my dad said.



3 Read and tick (✓) the boxes.

Can you?

- I can name ten new words connected to giving directions.
- I can use *have to* when something is necessary.
- I can ask for and give directions.
- I can ask and answer questions using *Why?* and *Because*.
- I can write instructions using imperatives.

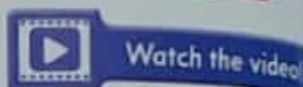
Lesson One Words

1 Listen, point and repeat. 103



2 Listen and read. 104

تم تحميل هذا الملف من



Max My bed broke, Mum. I'm sorry.
Mum Don't worry. It was a very old bed. I know you like your bed, but we'll have to get you a new one.



Mum This metal one is bigger than your old one.
Max But my old bed is more comfortable. This one is hard.
Dad Look, Max! This one is softer.
Max It's OK. But my old bed is better.



Max What about this one? It's a cool spaceship bed. Please can I have this one?
Dad Sorry, Max. But it's the most expensive bed in the shop. Let's find something less expensive.



Assistant We can repair old beds, if you prefer.
Max Yes, please, Dad. My old bed is the best of all.
Dad OK. And it's cheaper than a new bed.

Drama Listen to the story again and repeat. Act.

Read and learn.

Comparatives and superlatives: long adjectives



comparatives

My bed is **more** comfortable **than** this one.
It's **less** expensive **than** a new bed.



superlatives

This is **the most** expensive bed in the shop.
This is **the least** expensive one.

Adjectives with 2+ syllables = **more / less than** and **the most / the least**.
But 2-syllable adjectives ending in -y = **-ier** and **the -iest**. (e.g. *happier, happiest*).

3 Write.



1 The metal bed is less comfortable than (comfortable) the wooden one.



2 The wooden bed is _____ (expensive) the spaceship bed.



3 The spaceship bed is _____ (modern) the wooden one.

4 The wooden bed is _____ (comfortable) the metal one.

Pair work

Ask and answer.

comfortable beautiful modern expensive



Which house / garden is the most / the least beautiful?

I think house A is the most beautiful.

Lesson Three Grammar and Song

1 Read and learn.

Irregular comparatives and superlatives

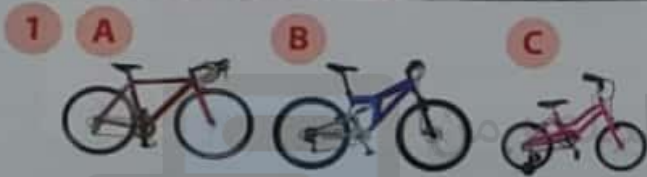
This bed is **good**.
This one is **better**.
And this one is **the best**!

This bed is **bad**.
This one is **worse**.
And this one is **the worst**.



2 **Pair work** Talk about the pictures.

good better the best bad worse the worst



I think bike A is the best. Bike C is better than bike B.

3 Now write sentences about the pictures.

4 Listen and sing. 105

Saturday was the best of all!

Monday was bad. I lost my hat.
Tuesday was worse. I broke my bat.

Wednesday was the worst of all.
I bumped my head on the classroom wall.



Thursday was good. I did well at school.
Friday was better. I went swimming at the pool.

But Saturday was the best of all.
I went to the park and played football.



Read: **An A-Z of Record Breakers**



1 Listen, point and repeat. 107

flamingo

scarf
feet



phone

nephew
alphabet



2 Listen and read. 108



Yesterday, an uncle and his nephew went to the zoo together. Now they are talking on the phone about the animals. They saw elephants, giraffes, flamingos and fish. They took lots of photos. They had a good time.



There are 26 letters in the English alphabet. Five are vowels. Can you say your alphabet?



When it's cold, I wear a hat and a scarf, and on my feet, I wear boots.

3 Read again. Circle the words with *ph* and underline the words with *f*.

4 Complete the words with *f* or *ph*.



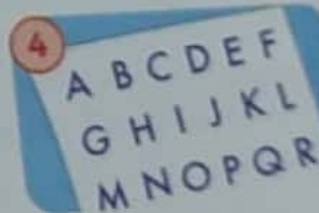
scar f



oto



one



al obet



olamingo



oeet



ne oew



orog

Read: An A-Z of Record Breakers



106

1 Listen, point and repeat. 109

enormous

prepare

worry

thick

dig

share

generous

lazy

2 Describe what is happening in the pictures.

3 Listen and read. 110

The Ant and the Grasshopper



It was a lovely summer day. The grasshopper was sitting in the sun, playing his violin. An ant walked by, grunting as he carried an enormous piece of corn on his back.

"That corn looks really heavy," said the grasshopper. "Come and play with me instead."

The ant was tired and hot. He pointed at a pile of corn.

"I can't. This will be my food during winter," he said. "There will be less food then, so I must prepare now." The grasshopper laughed.

"Why worry about winter?" he said. "It's summer now and there's plenty of food."



Soon, the weather became very cold and the ground was covered with thick snow and ice. The grasshopper tried to dig, but he couldn't find any food.

"Help me! I'm hungry," said the grasshopper to the ant. "Please, can I share your food?"

The ant had lots of food and was kind and generous.

"I will help you this time," said the ant, and he gave the grasshopper some corn.

"But next year, I will not help you. You mustn't be lazy and you must prepare for winter!"



4 Read again and complete the sentences.

1 The grasshopper played his violin.

2 The ant carried some heavy _____.

3 There's plenty of food in _____.


4 That winter the ant was very _____.

5 **Think!** What did the grasshopper learn? What fables do you know from your country?

Read: An A-Z of Record Breakers



Listening

1 Listen to this fable and tick (✓) the correct lesson.  111

1 Always work hard.

2 Never say things that are not true.

2 Listen again and put the pictures in the correct order.



Speaking

3 Here is a modern version of *The Boy who Cried Wolf*. Look at the pictures and tell the story.



girl / bored / mum inside



shouted help / saw a snake



mum ran / no snake



next day / real snake / girl shouted



mum / not true / stayed inside

Writing preparation

Some words stay the **same** in the **plural**. Some words are completely **different**.

4 Circle the plurals that are different. Underline the plurals that stay the same.

1 one foot two feet

2 one fish two fish

3 one tooth two teeth

4 one sheep two sheep

5 one person two people

6 one woman two women


Complete the writing tasks on page 81 of the Workbook.



Read: *An A-Z of Record Breakers*



Project

1 Listen, point and repeat.  112



gadgets



accessories



sportswear



stationery



labels

2 **Think!** What things do you use every day? What are your favourite things?

3 Make a poster.



Find or draw pictures of your favourite things. You could choose books, sportswear, stationery, gadgets, clothes or accessories. Stick the pictures onto a piece of card.

Write labels with short descriptions of the things on your poster. Stick the labels next to the pictures.

4 Talk about your project.

- 1 What are your favourite things?
- 2 Why do you like these things?
- 3 How often do you use these things?

These are my favourite things. This is my smart phone. I like it because it's very modern. I use it to text my friends every day. ...

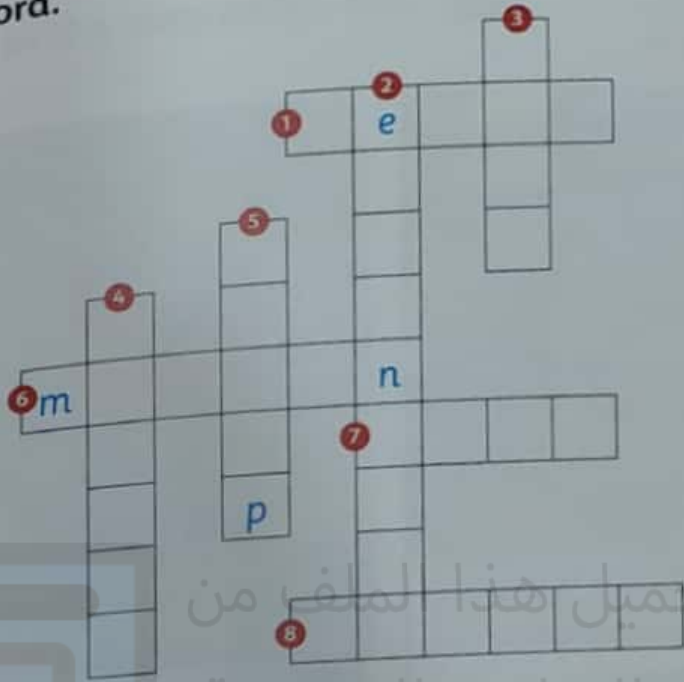
Presentation Tip

Think of a good way to end your presentation (a recommendation or a fun fact).



1 Complete the crossword.

Across




Down



تم تحميل هذا الملف من موقع المناهج البحرينية

2 Listen and write T (true) or F (false). 113



Then ask and answer.

- 1 Snakes are less dangerous than sharks. F
- 2 Mosquitoes are the most dangerous animals. _____
- 3 Basketball is more popular than baseball. _____
- 4 Basketball is the most popular sport in the world. _____
- 5 The Atacama Desert is less dry than the Sahara Desert. _____
- 6 Dry Valley in Antarctica is the driest place in the world. _____



What's the most popular sport in the world?

Basketball! What's the ...?

3 Read and tick (✓) the boxes.

Can you?

- I can name eight words for describing items.
- I can use the comparative and superlative forms of long adjectives.
- I can use the comparative and superlative forms of good and bad.
- I can tell a story.
- I can write using irregular plurals.

Fluency Time! ③

Everyday English

1 Listen, read and say. 🎧 114



Dad: Hello.
 Anna: Hi. Can I speak to Sara, please?
 Dad: Yes. Who's calling, please?

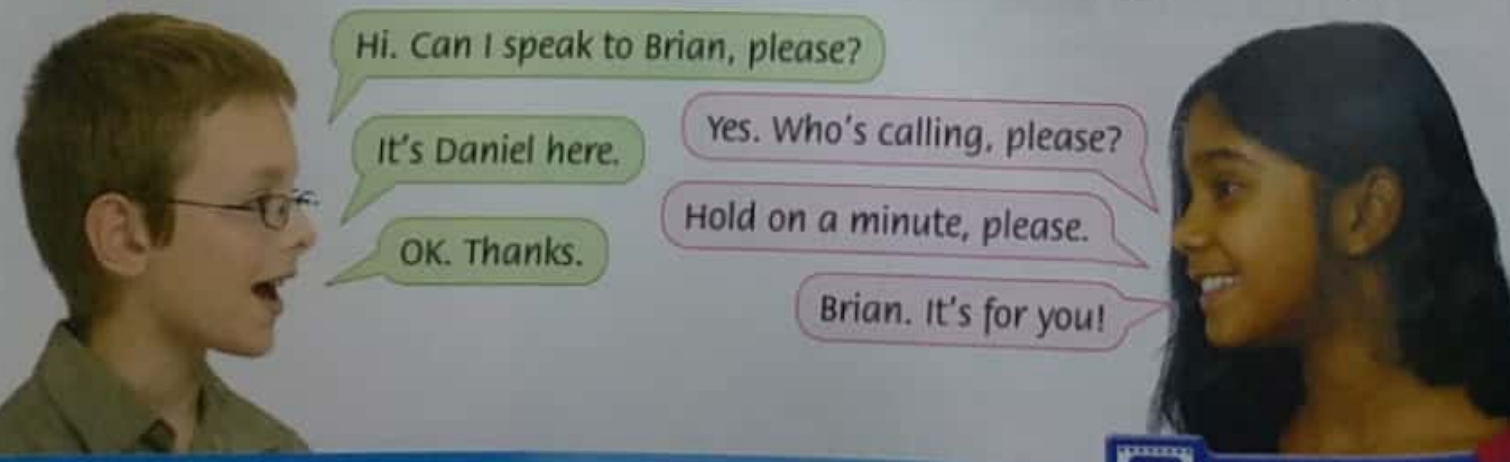


Anna: It's Anna here.
 Dad: Hold on a minute, please. Sara! It's for you!


2 **Listening** Listen and write T (true) or F (false). 🎧 115

- 1 Anna is calling Sam. F
- 2 Sam is at home at the moment.
- 3 Sam is going to Tom's house on Thursday.
- 4 Tom has got a new basketball game.

3 **Pair work** Talk with your friend.



Hi. Can I speak to Brian, please?
 It's Daniel here.
 OK. Thanks.
 Yes. Who's calling, please?
 Hold on a minute, please.
 Brian. It's for you!

Drama Look at the story again. Act. 

1
2 Make a telephone.

1



Decorate and colour the telephone.
Write in a telephone number.

2



Cut out your telephone and use it to make phone calls.

3 **Pair work** Use your telephone to make a phone call.



Hello. This is 302 9905.

Will isn't here at the moment. Who's calling?

Can you call again at seven o'clock, James?

Thank you. Goodbye.

Hi. Can I speak to Will, please?

It's James here.

Yes, that's fine.

Bye.



Speaking Tell the class about your phone call.

- 1 Who did you call?
- 2 Was he / she there?
- 3 Did you speak to your friend?

I called Will, but he wasn't there. I can call again at seven o'clock.

I called Emily and she was there. I'm going to play at her house. ...

5 Look at the pictures. What is the text about?

6 Listen and read. 117

The fastest man in the world



Many people say that Usain Bolt is the world's fastest man ever. In 2008 he won three gold medals at the Beijing Olympic Games in the men's 100m, 200m and 4x100m relay. He also broke three world records. He was the first person to win these three events at the same Olympics. Then, at the London Olympics in 2012, he won three gold medals again in the same events! This is his story.

Usain Bolt was born in Jamaica on August 21st, 1986. He lived in a small town called Trelawney, where his parents had a small food shop. When he was a child, Usain played cricket and football in the street with his brother, Sadeeki, and sister, Sherine. Usain was very good at cricket, and wanted to play for the West Indies.

Usain loved all sports and was one of the best runners at his school, but his sports coach wanted him to be an athlete. So Usain started to run in competitions. He won many races and, when he was 15, he won a gold medal and two silver medals at the 2002 World Junior Championships in Kingston, Jamaica.

In 2004, Usain ran in the Olympic Games in Athens. He didn't win a medal because he had an injured leg. However, at the 2008 Olympic Games he became world famous.

Usain was always an ambitious boy and wanted to do well. His family was quite poor, but now he can help them and the people in his town. He also inspires young sportspeople all over the world.

So, how does he run so fast? Is it because he is so tall? Most athletes are around 182cm tall, but Usain Bolt is 196cm tall. He is taller and his legs are longer, so he takes fewer steps.

Fun Facts

Usain Bolt likes dancing and watching football. His favourite team is England's Manchester United. People call him *Lightning Bolt*.



7 Read again and write *T* (true) or *F* (false).

1 Usain Bolt's parents had a sports shop. _____

3 He won a gold medal three times at the London Olympics. _____

2 He won a gold medal at the Athens Olympics. _____

4 Usain has longer legs than most other athletes. _____

8 **Think!** Imagine a typical day in the life of Usain Bolt. Describe his day.

Extensive reading: *The fastest man in the world*



1 _____

2 _____

3 _____

2 Read again. Write T (true) or F (false).

- 1 There's a zoo at Aqua Fantasy Water Park. F
- 2 You can have a meal in a restaurant at Aqua Fantasy Water Park. _____
- 3 You can see lots of animals at Chessington World of Adventures. _____
- 4 There aren't any scary rides at Chessington. _____
- 5 Adventure Zone is outside. _____

3 Think! What fun places can people visit in your country?
What can you do at each place?

4 Group work Ask your friends three questions about their favourite place to visit.



	Fatima			
Favourite place?	Kids Kingdom			
Where?	Manama, Bahrain			
What can you do there?	Go on rides, play games, have a picnic			

5 Tell the class about your findings.

Fatima likes Kids Kingdom in Manama. It's a great place to visit with your family. You can go on rides, ...

Fun places

- 1 Listen and read. Write the children's names under the correct pictures.



There are lots of cool places to enjoy a family day out. What's your favourite place to visit with your family?



Hi, I'm Murat. I'm ten years old, and I'm from Izmir in Turkey. My favourite theme park is Aqua Fantasy Water Park. It's the biggest water park in Turkey, and it's fun! There are thirty exciting water slides and lots of swimming pools. There are seven restaurants and lots of shops, too. From the top of the tallest slide, you can see all of the water park. You can go to Aqua Fantasy with your friends and family. It's brilliant!

My name's Emma and I'm from the UK. I'm nine years old, and I love going to Chessington World of Adventures. It's a theme park and a zoo. You can see gorillas, penguins and tigers. There's a Sea Life Centre, too. The theme park at Chessington has got lots of rides. Some rides are fast and scary, but some of them are great for all the family. My favourite is the Black Buccaneer. It's a big pirate ship and it goes very high! There are two hotels at Chessington, so you can spend more than one day there. I want to spend a whole week at Chessington!



Hello! I'm Habiba. I'm ten and I'm from the United Arab Emirates. My family and I sometimes go to the Adventure Zone in Dubai. It's amazing! It's an indoor climbing centre, so it's the perfect place to go when it's too hot to play outside. There are lots of colourful climbing walls, and they all have different designs. You can climb up dinosaur skeletons or castles! You can also balance on ropes, or swing from platforms high in the roof. The climbing centre has activities for children of all ages, so my little brother loves it there, too. We're always very hungry after climbing, so we have a snack in the café before we go home.





1 Look at the page. Describe the pictures.

2 Listen and read. 116



American Football

American football is very different from European football. It is more like the game of rugby. But when and how did American football start?

In the 19th century, people played football in England. Like modern football there were teams, the players kicked the ball and scored goals. Then one day, a player picked up the ball and ran to the goal. It was a new sport and they called it rugby. Football and rugby spread across to the USA and became popular there. Then the Americans invented American football.

Modern American football is most like rugby, but there are only eleven players in each team. There are 60 minutes of play, but the game can last four or five hours. This is because they stop the game when there is no play. The teams use an oval ball,

and they have to run with the ball to the other team's goal. When they get there, they can score a touchdown and get six points. American football players are usually very big and very strong because they have to stop the other team. The game is more dangerous than rugby, so the players wear helmets and special clothes.



Today, American football is the United States' most popular sport. The most important game is called the *Super Bowl*. They play this in January. Millions of families in America watch it on TV or go to the game. Some of the most popular teams are the *New York Giants* and the *Dallas Cowboys*. Every year, all the teams find new American Football players. The best players become very famous in America.



Name: Eli Manning
Birthday: January 3 1981
Birth place: New Orleans
Height: 193cm
Position: Quarterback
Team: New York Giants



Name: JJ Watt
Birthday: March 22 1989
Birth place: Wisconsin
Height: 196cm
Position: Defensive end
Team: Houston Texans

3 Answer the questions.

1 What is the name of the biggest American football game?

2 Who do Eli Manning and JJ Watt play for?

3 Who is taller: JJ Watt or Eli Manning?

4 **Pair work** Ask and answer.

1 Would you like to watch or play American football? Why?

2 What's your favourite sport? Why do you like it?