

شكراً لتحميلك هذا الملف من موقع المناهج البحرينية



مراجعة الوحدة الثالثة

موقع المناهج ⇨ المناهج البحرينية ⇨ الصف الخامس ⇨ لغة انجليزية ⇨ الفصل الأول ⇨ الملف

تاريخ نشر الملف على موقع المناهج: 2023-12-25 13:23:23

التواصل الاجتماعي بحسب الصف الخامس



روابط مواد الصف الخامس على تلغرام

[الرياضيات](#)

[اللغة الانجليزية](#)

[اللغة العربية](#)

[التربية الاسلامية](#)

المزيد من الملفات بحسب الصف الخامس والمادة لغة انجليزية في الفصل الأول

مراجعة عامة لاختبار اللغة الإنجليزية الأول	1
مذكرة الأنشطة	2
Unit. 9: the best bed lesson 1 2--3	3
Revision family & friends 5 units 8&9 for test 3 2022/2023	4
مراجعة Revision family & friends unitd 8&9 for tedt 3 الوحدتين الثامنة والتاسعة تحضيراً للاختبار الثالث	5



Unit 3 - Revision



ماذا ندرس للإختبار؟

What are we going to study?

كلمات إضافية Extra	صوتيات الوحدة phonics	قواعد الوحدة Unit Grammar	كلمات الوحدة Unit words
Museum Dinosaur Trip	li /i/ insect Jj /j/ jam Kk /k/ king Ll /l/ lamp	(1) He's a (2) Yes, he/she is No, he/she isn't	- boy - girl - man - woman - teacher - friend - classmate - student

قراءة
وفهم
الكلمات.

قراءة الحروف
والكلمات ثم
كتابة الحروف
على ء سطور
بشكل صحيح.

فهم القاعدة
واستخدامها
شفوياً.

قراءة
وفهم
الكلمات.

Study well. You can do it.


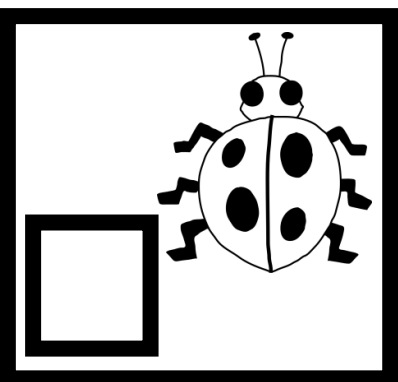

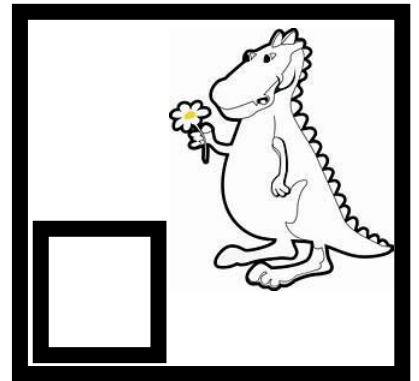




English Teacher: Sajeda Ebrahim

Part

1. listening

A. Listen and number the pictures.



B. Listen and choose the correct answer:







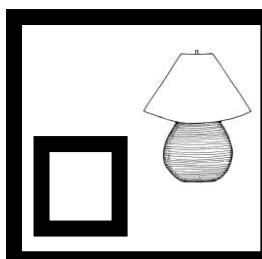

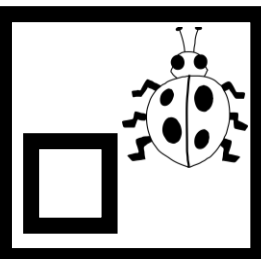

1

2

3

4

5




Part 1: Listening

C. Listen and colour.


1



2



3



4



5



6




7



8





9





Part 2: Reading

A. Read and choose the correct picture:

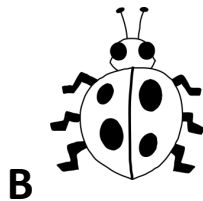
1. He's a man.





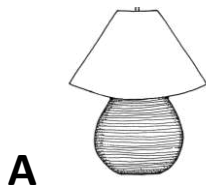
2. She's a girl.





3. It's a red jam.



4. It's an insect.





5. He's a king.





Part 2: Reading


B. Read and choose the correct answer:

1. Is he a man?		
Yes, he is	No, he isn't	

2. Is she a woman?		
Yes, she is A	No, she isn't B	

3. Is he a boy?		
Yes, he is	No, he isn't	

4. Is she a girl?		
Yes, she is	No, she isn't	

5. Is he a boy?		
Yes, he is	No, he isn't	


Part 2: Reading

C. Read and choose the correct picture:


1. Which word starts with (li).


Insect 
A


Jam 
B

Lamp 
C

2. Which word starts with (Jj).


King 
A

Jam 
B

Lamp 
C


3. Which word starts with (Kk).

insect 
A

King 
B

Jam 
C

4. Which word starts with (Ll).

Lamp 
A

Jam 
B

Insect 
C

Part 3: Writing

Write on the lines.

I

i

J

j

K

k

L

l

Part 3: Writing

A. Write the missing letter.



_ing



_am



_nsect



_amp

B. Write the first letter of each word.









C. Write the words under the picture.

man

woman

boy

student

lamp

insect

jam

friend

classmate



















Part 3: Writing

D. Choose and write the correct answer.

1. He's my

student

classmate



2. She's a

woman

girl



3. He's a

boy

man



4. It's a

trip

dinosaur



5. She's a

woman

girl

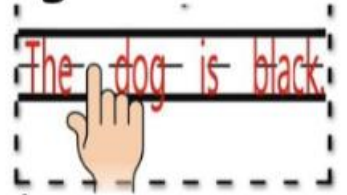


I do always remember



Writing Rules

1. Spaces in between words. Use your finger.




2. Capital letter at the start of the sentence.

This is a cat.

3. Punctuation mark at the end of the sentence.



4. Nice and neat writing 😊



5. Write on the line.



Part

E. Look and write sentences.

He's -

Student - king - boy - man - girl -

woman



She's a girl.



He's a man.



He's



She's

