

شكراً لتحميلك هذا الملف من موقع المناهج العمانية



حل أنشطة دروس الوحدة السابعة tigers are They

[موقع المناهج](#) ⇨ [المناهج العمانية](#) ⇨ [الصف الأول](#) ⇨ [لغة انجليزية](#) ⇨ [الفصل الثاني](#) ⇨ [الملف](#)

تاريخ نشر الملف على موقع المناهج: 22:31:36 2023-04-10

التواصل الاجتماعي بحسب الصف الأول



روابط مواد الصف الأول على تلغرام

[الرياضيات](#)

[اللغة الانجليزية](#)

[اللغة العربية](#)

[التربية الاسلامية](#)

المزيد من الملفات بحسب الصف الأول والمادة لغة انجليزية في الفصل الثاني

نموذج اختبار قصير	1
حل أنشطة دروس الوحدة الثامنة Cakes Like I	2
حل أنشطة دروس الوحدة السابعة tigers are They	3
حل أنشطة دروس الوحدة السادسة jacket blue My	4
حل أنشطة دروس الوحدة الخامسة body My	5



They're tigers

Unit objectives

to name animals

Language

Vocabulary	<i>frog, hippo, lizard, monkey, snake, spider, tiger, zebra</i>
Grammar	<i>They're ..., What are these? / They're ...</i>
Functions	describing objects

Learning outcomes

Listening	<ul style="list-style-type: none">• to listen and follow simple illustrated stories• to respond to verbal and non-verbal instructions• to identify core vocabulary• to respond to questions based on aural texts• to listen to rhymes, chants and songs
Speaking	<ul style="list-style-type: none">• to respond verbally to instructions and visual inputs• to name familiar objects• to ask and answer simple questions on familiar topics• to recite rhymes, chants and songs chorally
Cognitive skills	<ul style="list-style-type: none">• to listen carefully, attend to and take account of what others say• to stay engaged and focused on short tasks, to not get distracted• to use own ideas for doing creative activities like colouring, drawing and building to represent vocabulary and familiar concepts• to understand the steps needed to complete the activity• to say if they feel happy with what they have done• to guess words from illustrations in storybooks• to say whether or not they like a story, song or game• to take turns in shared activities• to share space and objects• to explore different materials and decide what to use• to match objects, people, letters, pronunciations and words• to draw pictures to represent vocabulary and familiar concepts• to find uses for created objects or contents (e.g. in a play, story or game)• to listen and respond physically to songs, rhymes and chants• to listen while others are talking• to ask and answer simple questions

Key competences

Linguistic competence: use language as an instrument for communication (L. 1–7)

Digital competence: use Class Book eBook (L. 1–7)

Social and civic competences: learn to be creative (L. 2; L. 5); learn to name animals (L. 1–4)

Cultural awareness and expression: express Omani identity (L. 1–7)

Learning to learn: reflect on what has been learnt and self-evaluate progress using previous knowledge; personalisation of language learnt (L. 1–7)

Initiative and entrepreneurship: use individual self-expression for the project (L. 5)

Future Skills

Critical thinking	Logical thinking (L. 3); Finding information (L. 3); Planning (L. 5); Reflecting on learning (L. 6)
Creativity	Draw a picture (L. 6); Decorate and make an animal mask (L. 5)
Communication	Naming animals (L. 2; L. 6)
Collaboration	Project groupwork (L. 5)

Sounds and Spelling Book

Sounds: double consonants (ff, zz, nn, ss, ll, pp, bb); /n/ (kn); consonant blends 1 (pl, cl, fl, bl, sl); consonant blends 2 (br, cr, dr, fr, gr)

Tricky words: the, where, here, there

Evaluation

- Assessment for Learning: throughout the unit (see detailed notes in the lesson plans)
- Self-assessment: Class Book pp. 35 and 59; Activity Book p. 26
- Picture dictionary: Class Book p. 52
- Unit 7 Quiz

External tests

Class Book

Pre A1 Starters Speaking Part 2

Activity Book

Pre A1 Starters Reading and Writing Part 3

Practice

Class Book

Lesson 1, part 1

7 They're tigers

1 Listen and follow.



2 Listen, point and say.

1




hippo

2



zebra

3



tiger

4



monkey

30 story

hippo, man, cage, tiger, zebra, They're...

Audio: Sound Unit 7 Lesson 1, part 2

Sounds and Spelling: Sound Unit 7, Lesson 1


Practice

Activity Book

Lesson 1, part 2

7 They're tigers

1 Listen. Count and write.



1 2 3 4

1 2 3 4

2 Listen, find and stick. Write.

a b c d

hippo zebra tiger monkey

hippo zebra tiger monkey





22 twenty two

Practice





Class Book





Lesson 2, part 1 Language practice 7

1 Listen and number.

a  3 b  1 c  4 d  2

2 Listen and circle.

1 a  b  2 a  b 

3 a  b  4 a  b 

3 Listen and say.

It's a hippo. They're hippos.

Repeat: Speak, listen? Lesson 2, part 2 So this and Spe, ing? So e. This? Lesson 2. Sorry, one 31

Lesson 2, part 2

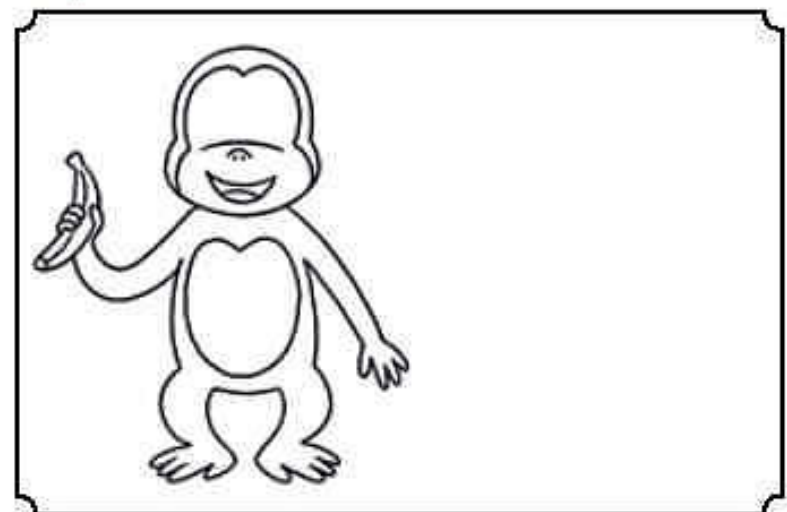
Language practice

7

1 Listen and number.



2 Draw and share.




Practice

Class Book

Story

Lesson 3, part 1



Our Team

1 Watch or listen. Point to Bam.

At the Zoo

2

Hello, I'm Mr Hamza

Hi! I'm Fatma and this is my brother, Sami

Look! I've got food for the animals!

3

What's this?

This is Bam, the snake!

No, Sami! Be careful!!

I've got food for you, Bam!

4

What are these?

They're lizards!

Great!! I've got food for you!

5

What are these?

They're spiders

They're so small!

I've got food for you!


Wash your hands!

Thank you, Mr Hamza!

Thank you, children!

2 Look and find.

52 story card

Values  Be kind to animals

Find: lizard and a spider. Who are they? They're...

Activity 1: Snake and Lizard. Lesson 3, part 2

Snake and Spider. They are... Lesson 3

Practice

Activity Book

Story

Lesson 3, part 2

1 Listen. Look and number.



3



2



5



1



4

2 Look and colour.

Values Be kind to animals



1



2



3

Practice

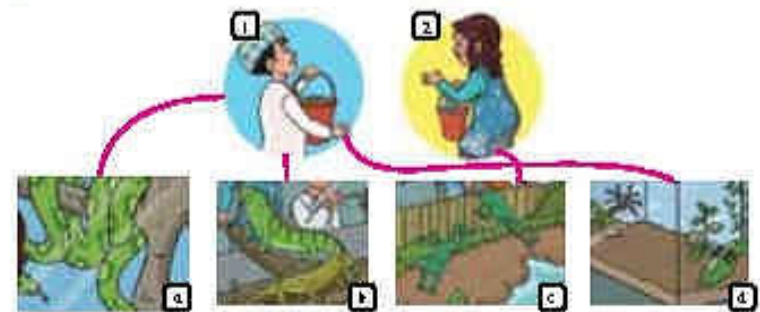
Class Book

Lesson 4, part 1

Language practice

7

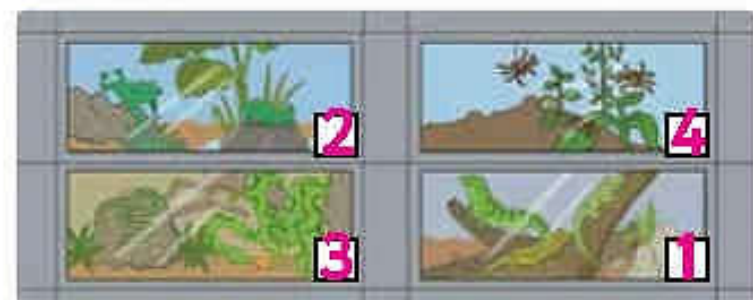
1 Listen again. Then listen, look and match.



2 Listen, point and say.



3 Listen and number.



4 Listen and sing.

 Listen! Book 1, Unit 7
 Lesson 4, part 2

 Sounds and Spelling Book
 Unit 7, Lesson 4

thirty-three

33

Language practice





Practice

Activity Book

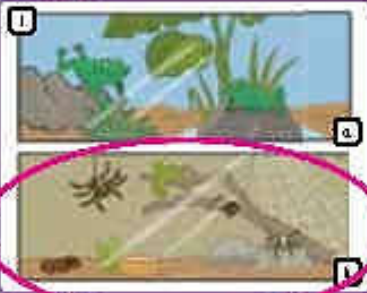

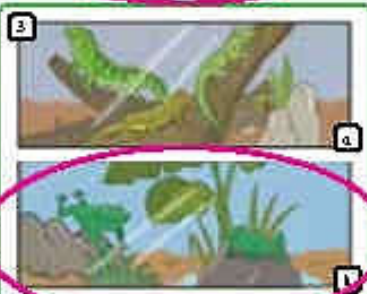

Lesson 4, part 2

Language practice 7

1 Listen, find and stick. Write.

a	i	e	d
			
snake	lizard	frog	spider
snake	lizard	frog	spider

2 Listen and circle.

over to page 25

Practice

Class Book

Project Animal masks Lesson 5

1 Watch, make and show.



2 Sing and play.



24 thirty-four

Practice

Class Book

Lesson 6 Review 7

1 Listen and tick (✓).

1 a b ☐ ☒

2 a b ☐ ☒

3 a b ☒ ☐

4 a b ☒ ☐

2 Draw.

3 Listen. Then say.

What are these?


They're hippos!

Lesson 6 7


Activity Book

Review
Lesson 6


1 Listen and number.




4



1












2




3




2 Find, say and tick (✓).




	<input checked="" type="checkbox"/>		<input checked="" type="checkbox"/>
	<input type="checkbox"/>		<input checked="" type="checkbox"/>
	<input type="checkbox"/>		<input type="checkbox"/>
	<input type="checkbox"/>		<input checked="" type="checkbox"/>

3 Look and colour for Unit 7.







26
twenty six

Practice

Class Book

Get ready for...


Pre A1 Starters Speaking Part 2

1  Ask and answer questions about the picture.

35 thirty-six

Lesson 7, part 1

7

Activity Book, Unit 7
Lesson 7, part 2

thirty-seven

37

Get ready for ...

Practice

Activity Book

Get ready for...

Lesson 7, part 2

7

Pre A1 Starters Reading and Writing Part 3

1 Look at the pictures. Look at the letters. Write the words.

1



h i p p o

l h
p p o

2



t i g e r

g r
l t e

3



z e b r a

b r
e z a

4



m o n k e y

y e
n k o

5



l i z a r d

i a d
z l r

6



f r o g

g f
r o

7



s n a k e

e k
n a s

8



s p i d e r

d i e
s p r e

twenty seven 27