

شكراً لتحميلك هذا الملف من موقع المناهج العمانية



حل أنشطة دروس الوحدة السادسة jacket blue My

[موقع المناهج](#) ← [المناهج العمانية](#) ← [الصف الأول](#) ← [لغة انجليزية](#) ← [الفصل الثاني](#) ← [الملف](#)

تاريخ نشر الملف على موقع المناهج: 22:13:27 2023-04-10

التواصل الاجتماعي بحسب الصف الأول



روابط مواد الصف الأول على تلغرام

[الرياضيات](#)

[اللغة الانجليزية](#)

[اللغة العربية](#)

[التربية الاسلامية](#)

المزيد من الملفات بحسب الصف الأول والمادة لغة انجليزية في الفصل الثاني

| | |
|--|---|
| نموذج اختبار قصير | 1 |
| حل أنشطة دروس الوحدة الثامنة Cakes Like I | 2 |
| حل أنشطة دروس الوحدة السابعة tigers are They | 3 |
| حل أنشطة دروس الوحدة السادسة jacket blue My | 4 |
| حل أنشطة دروس الوحدة الخامسة body My | 5 |



My blue jacket

Unit objectives

to name clothes; to talk about what you are wearing

Language

| | |
|-------------------|---|
| Vocabulary | <i>dishdasha, dress, hat, jacket, sandals, skirt, socks, T-shirt</i> |
| Grammar | <i>Where's my ...?, It's on the ... I'm wearing ... A (red) skirt</i> |
| Functions | naming clothes; saying what you are wearing |

Learning outcomes

| | |
|-------------------------|---|
| Listening | <ul style="list-style-type: none">• to listen to rhymes, chants and songs• to listen and follow simple illustrated stories• to respond to verbal and non-verbal instructions• to identify core vocabulary• to respond to questions based on aural texts |
| Speaking | <ul style="list-style-type: none">• to recite rhymes, chants and songs chorally• to name familiar objects• to respond verbally to instructions and visual inputs• to ask and answer simple questions on familiar topics |
| Cognitive skills | <ul style="list-style-type: none">• to draw pictures to represent vocabulary and familiar concepts• to listen and respond physically to songs, rhymes and chants• to use own ideas for doing creative activities like colouring, drawing and building to represent vocabulary• to take personal responsibility for one's own contribution to a group task• to make eye contact with group members• to use gesture and posture inclusively (e.g. sits in a circle, looks at other children, waves to other children, points to where they could sit)• to observe the rules of games when playing with other children• to take turns in shared activities• to share space and objects• to listen carefully, attend to and take account of what others say• to understand the steps needed to complete the activity• to say if they feel happy with what they have done• to stay engaged and focused on short tasks, to not get distracted |

- to sort, arrange and describe objects by shape, size, colour and position
- to match objects, people, letters, pronunciations and words
- to guess words from illustrations in storybooks
- to say whether or not they like a story, song or game
- to guess the next thing that happens in a story and/or add a new ending to a story
- to use simple, polite forms of greetings, introductions and farewells (i.e. saying hello, please, thank you and sorry)
- to listen while others are talking
- to share and take turns when speaking

Key competences

Linguistic competence: use language as an instrument for communication (L. 1–7)

Digital competence: use Class Book eBook (L. 1–7)

Social and civic competences: learn to be creative (L. 2; L. 5); being on time (L. 1–4)

Cultural awareness and expression: express Omani identity (L. 1–7)

Learning to learn: reflect on what has been learnt and self-evaluate progress using: previous knowledge; personalisation of language learnt (L. 1–7)

Initiative and entrepreneurship: use individual self-expression for the project (L. 5)

Future Skills

| | |
|--------------------------|---|
| Critical thinking | Logical thinking (L. 3); Finding information (L. 3); Planning (L. 5); Reflecting on learning (L. 6) |
| Creativity | Make and dress paper dolls (L. 5) |
| Communication | Describing clothes and what you are wearing (L. 2; L. 6) |
| Collaboration | Project groupwork (L. 5) |

Sounds and Spelling Book

Sounds: /w/; /z/; /ks/

Tricky words: we, they, my, your

Evaluation

- Assessment for Learning: throughout the unit (see detailed notes in the lesson plans)
- Self-assessment: Class Book pp. 23 and 58; Activity Book p. 18
- Picture dictionary: Class Book p. 51
- Unit 6 Quiz

External tests

Class Book
Pre A1 Listening Part 1

Activity Book
Pre A1 Starters Listening Part 4

Practice

Class Book

Lesson 1, part 1

6 My blue jacket

1 Listen and follow.



2 Listen, point and say.

- 1  skirt
- 2  sandals
- 3  T-shirt
- 4  jacket

18 English

jacket, sandals, skirt, T-shirt, skirt, my, ... 2703 on the ...

Activity 1: Say it, write it. Lesson 1, part 1

Sandals and Skirt, My Skirt, ... Lesson 1

Practice

Activity Book

Lesson 1, page 2

6 My blue jacket

1 Listen. Look and match.

2 Listen, find and stick. Write.

| | | | |
|--------------|----------------|----------------|---------------|
| a | b | c | d |
| | | | |
| skirt | sandals | T-shirt | jacket |
| <u>skirt</u> | <u>sandals</u> | <u>T-shirt</u> | <u>jacket</u> |

14 Bareen

Lesson 2, part 1




Language practice




1 Listen and circle.

1  2 

3  4 

2 Listen and match.

1  2  3  4 

3 Listen. Then say.



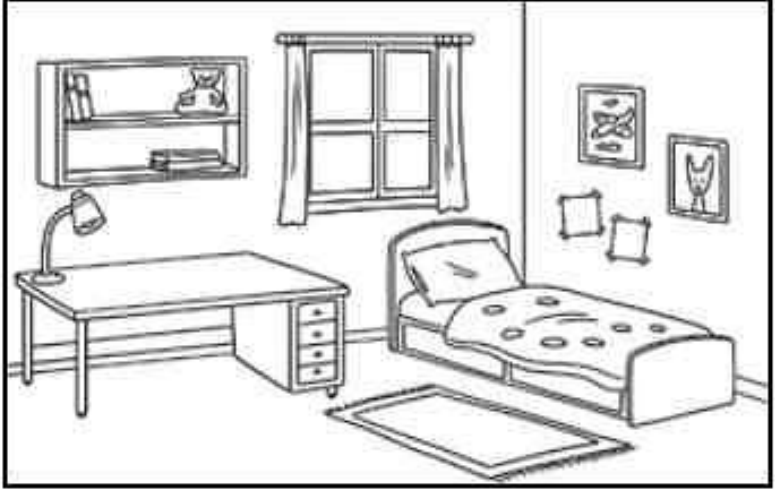
Lesson 2, part 2

Language practice

1 Listen and number.



2 Draw and share.



15

Practice

Class Book

Lesson 3, part 1

Story

1 Watch or listen. Point to the blue jacket.

The school show

2 Look and find.

20 twenty

ds idas ra dress rat socks

the wearing

Ketika | 200 1, 200 1

Sound, part 2

Sound and Spe | Ing 200 1

Jul 6 | Lesson 3


Be on time

Practice

Activity Book


Story Lesson 3, part 2

1 Listen. Look and number.




a

3




b

5




c

2



d


4




e

1


2 Look and colour.



1



2



3

15 sateen

No lines Be on time

Practice

Class Book

Lesson 4, part 1 Language practice 6

1 Listen again. Then listen, look and match.

1 2 3 4

a b c d

2 Listen, point and say.

1 2 3 4

dishdasha socks dress hat

3 Listen and number.

a b c d

1 4 3 2

4 Listen and sing.

Answers and Spk: Jay Saa 2
Lesson 4 part 2

Answers and Spk: Jay Saa 2
Lesson 4

twenty one 21

Language practice





Practice

Activity Book


Lesson 4, part 2

Language practice

1 Listen, find and stick. Write.

| | | | |
|---|---|---|---|
| a | i | e | d |
|  |  |  |  |
| dishdasha | socks | dress | hat |
| <u>dishdasha</u> | <u>socks</u> | <u>dress</u> | <u>hat</u> |

2 Listen, draw and colour.



seveneen 17

Practice

Class Book

Project Paper dolls Lesson 5

Watch, make and show.

Sing and play.

22 twenty two

Practice

Class Book

Lesson 6 Review 6

1 Listen and tick (✓).

1

a

b

2

a

b

3

a

b

4

a

b

2 Draw.

3 Listen. Then say.

Look! I'm wearing a blue T-shirt and green sandals.

Cool! I'm wearing a blue hat and a white dishdasha.

Activity Book, Unit 6, Lesson 6 Page 23

Review

Activity Book

Review Lesson 6

1 Listen and circle.

1

2

2 Listen and match.

1

2

3

4

a

b

c

d

3 Look and colour for Unit 5.

18 oq keen.


Practice

Class Book

Get ready for...

Pre A1 Starters Listening Part 1

1 Listen and put the items in the picture.



24 twenty four

Lesson 7, part 1




25 twenty five

25 twenty five




Practice

Activity Book


Lesson 7, part 2 

Get ready for...

Pre A1 Starters Listening Part 4

   Listen and colour.



Practice

Class Book

Meg's Learning Club Lesson 1, part 1

Social Studies

Days of the week

Think 1 How many days in the week are there? CHALLENGE

Learn 2 Listen and point. Say.

Sunday Monday Tuesday Wednesday
Thursday Friday Saturday

Check 3 Look and order the days.

| | |
|--|--|
| <p>3 Tuesday</p> <p>1 Sunday</p> <p>6 Friday</p> <p>2 Monday</p> | <p>4 Wednesday</p> <p>7 Saturday</p> <p>5 Thursday</p> |
|--|--|

4 Listen. Then say.

What day is it today?



It's Tuesday.



26 twenty six

Learning club 3

Practice

Class Book

Lesson 1, part 2

Let's practise! 1 Look and say.



2 Listen and match. Say.

1 Sunday **g** 3 Tuesday **e** 5 Thursday **c** 7 Saturday **a**
 2 Monday **b** 4 Wednesday **d** 6 Friday **f**

Show what you know

Make a days of the week spinner.



Wendy Sewell 27

Practice

Class Book



Meg's
Learning Club

Language booster 3

🔗 How many days of the week can you say?

1 🗣️ Listen, point and say.

1



I get up.

2



I go to school.

3



I have lunch.

4



I go to bed.

2 🗣️ Look, order and say.

a



4

b



3

c



1

d



2

25

twenty eight

Lesson 2 part 1



3 Draw your day.

| | | | |
|-----------|-----------------|---------------|--------------|
| | | | |
| I get up. | I go to school. | I have lunch. | I go to bed. |

4 Listen. Then say.



Show what you know

Write, tick (✓) and stick:

How many days of the week can you say now?

Can you talk about your day?

Well done!



Learning club 3

Practice

Activity Book

Meg's Learning Club

Language booster 3

1 Listen and say. Then listen and number.

Tuesday 3 Friday 6 Monday 2

Saturday 7 Thursday 5 Sunday 1

Wednesday 4

2 Listen and tick (✓).

1 Sunday 2 Monday 3 Tuesday
 Saturday Sunday Thursday

4 Wednesday 5 Thursday 6 Saturday
 Friday Tuesday Wednesday

3 Listen. Then say.

Sunday

Tuesday

Monday

20 twenty

Lesson 2, part 2



4 Listen and say Yes or No.



5 Listen. Then say for you.

I get up.



I go to school.