

تم تحميل هذا الملف من موقع المناهج العُمانية



* للحصول على أوراق عمل لجميع الصفوف وجميع المواد اضغط هنا

<https://almanahj.com/om>

* للحصول على أوراق عمل لجميع مواد الصف الأول اضغط هنا

<https://almanahj.com/om/1>

* للحصول على جميع أوراق الصف الأول في مادة لغة انجليزية وجميع الفصول, اضغط هنا

<https://almanahj.com/om/1english>

* للحصول على أوراق عمل لجميع مواد الصف الأول في مادة لغة انجليزية الخاصة بـ الفصل الأول اضغط هنا


<https://almanahj.com/om/1english1>

* لتحميل كتب جميع المواد في جميع الفصول للـ الصف الأول اضغط هنا

<https://almanahj.com/om/grade1>


للتحدث إلى بوت المناهج العمانية على تلغرام: اضغط هنا

https://t.me/omcourse_bot





ENGLISH FOR ME


Skills Book 1 A



2009-2010
Ministry of Education
Sultanate of Oman


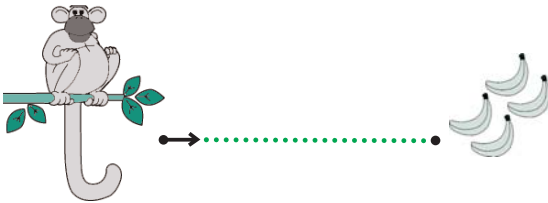



m y n a m e i s

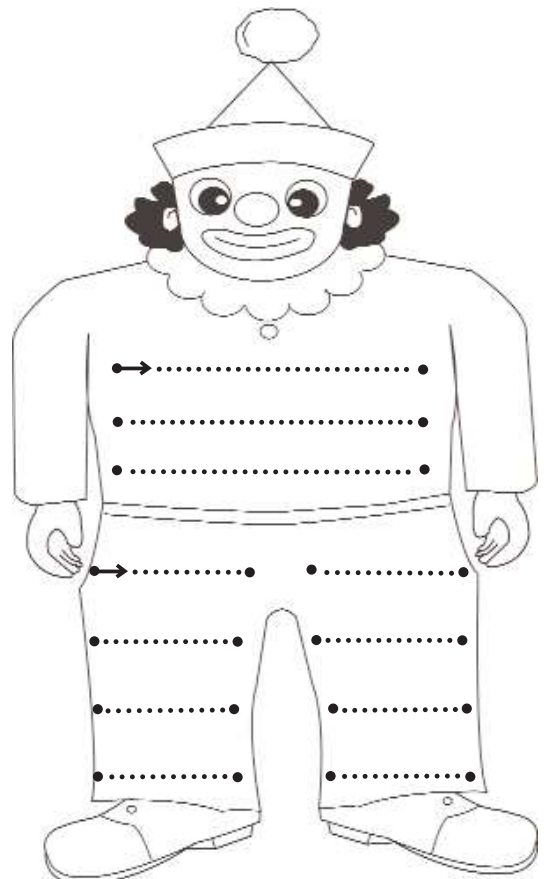
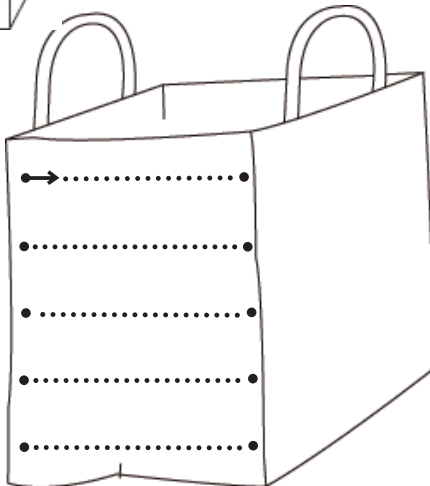
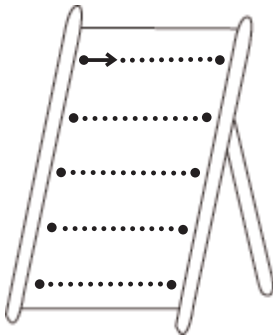
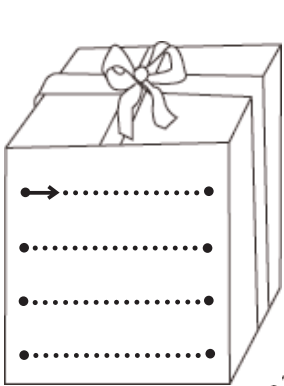


Unit One

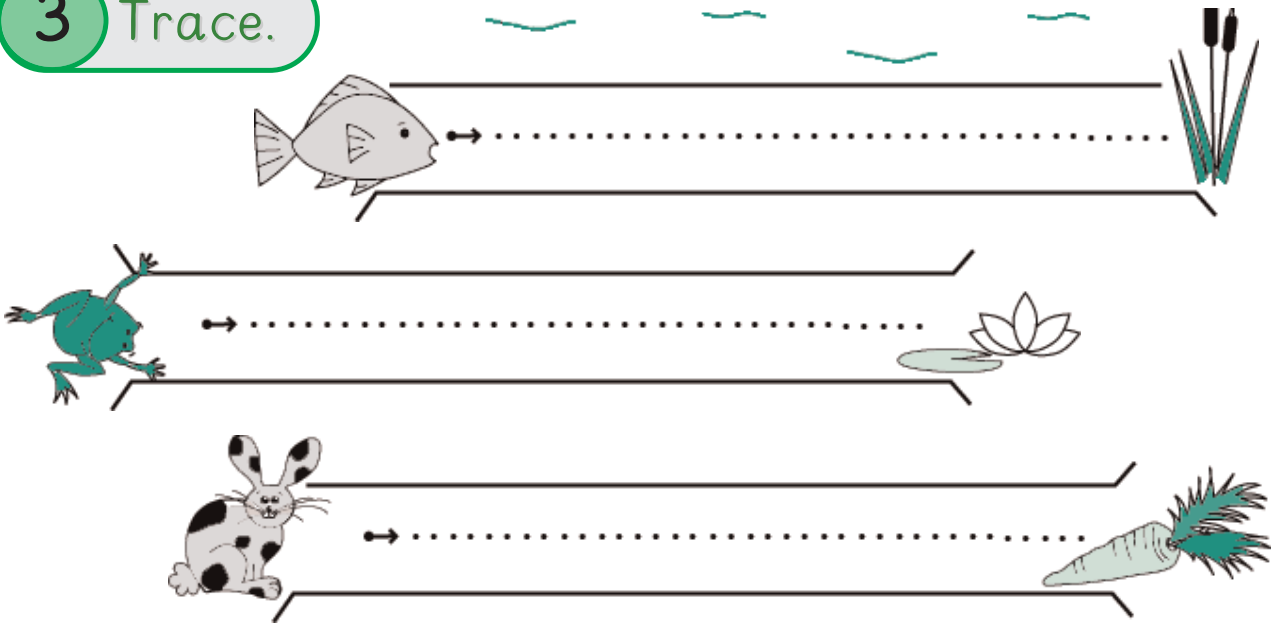
1 Trace.




2 Trace and colour.



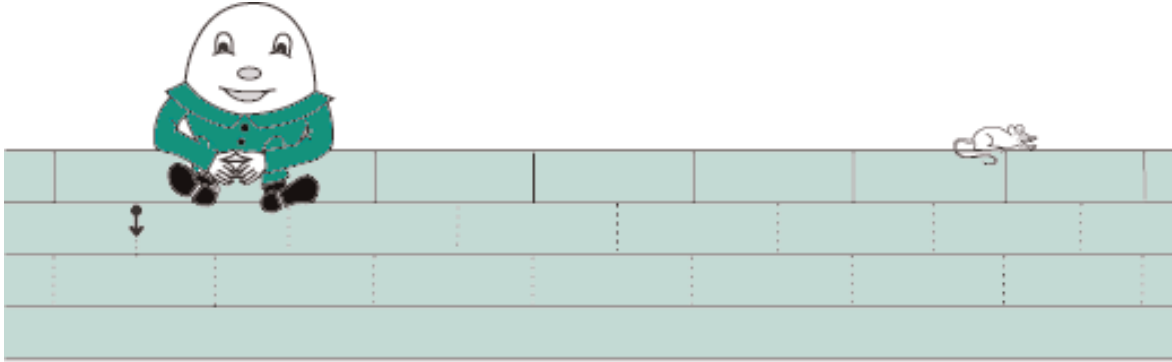
3 Trace.



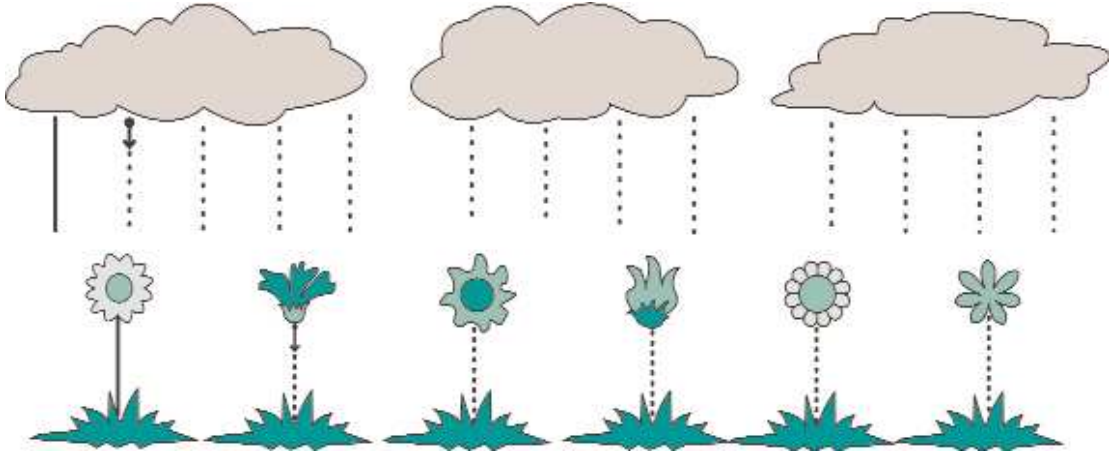
4 Trace.




1 Trace.




2 Trace.



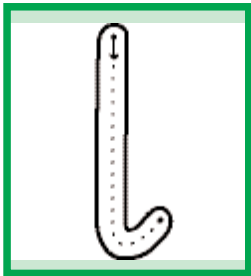
3 Trace.



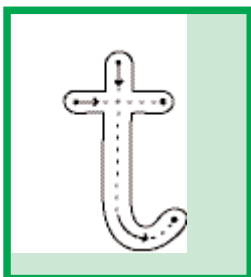

4 Trace.



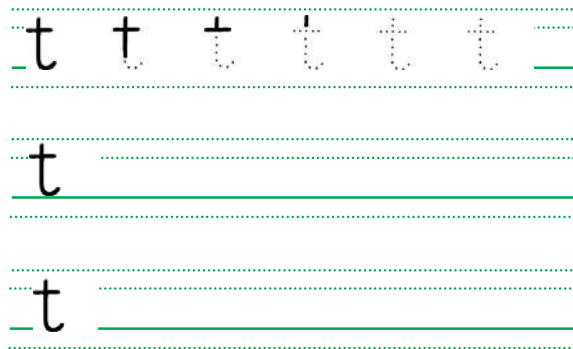
5 Read and write.



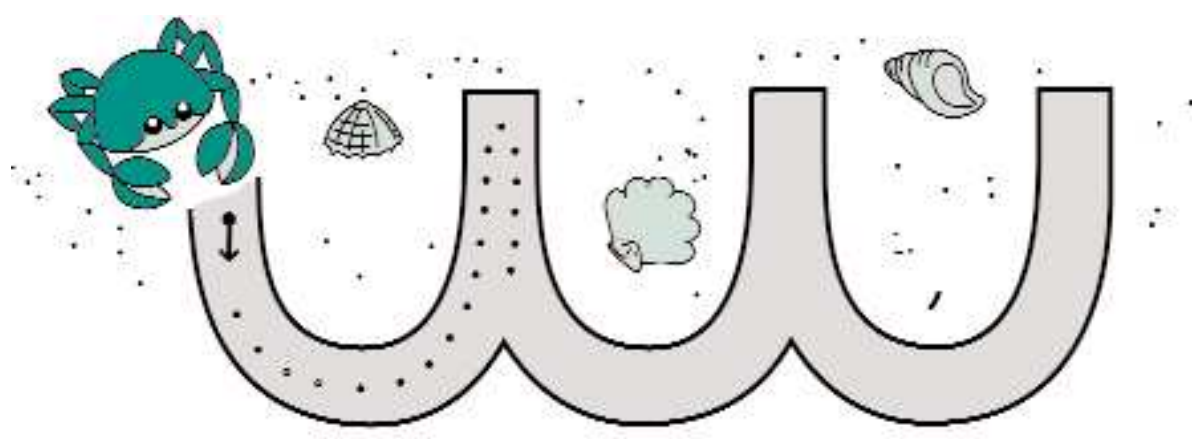
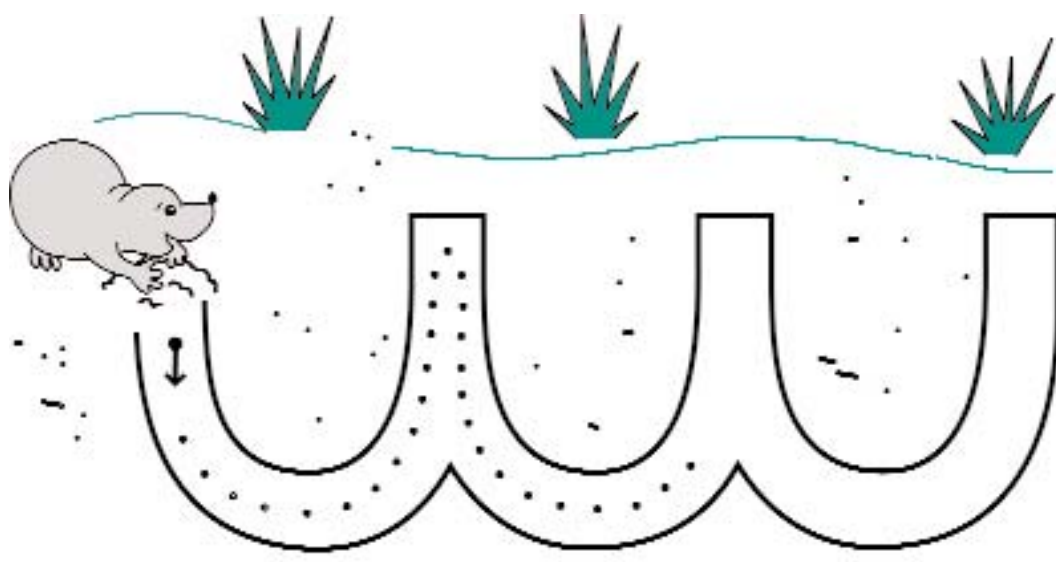
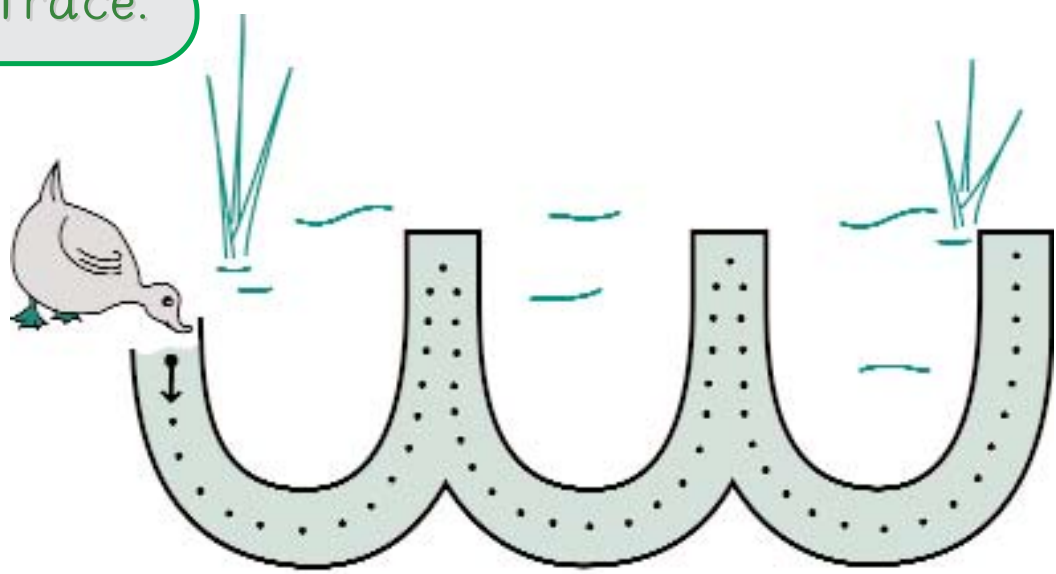
a leg



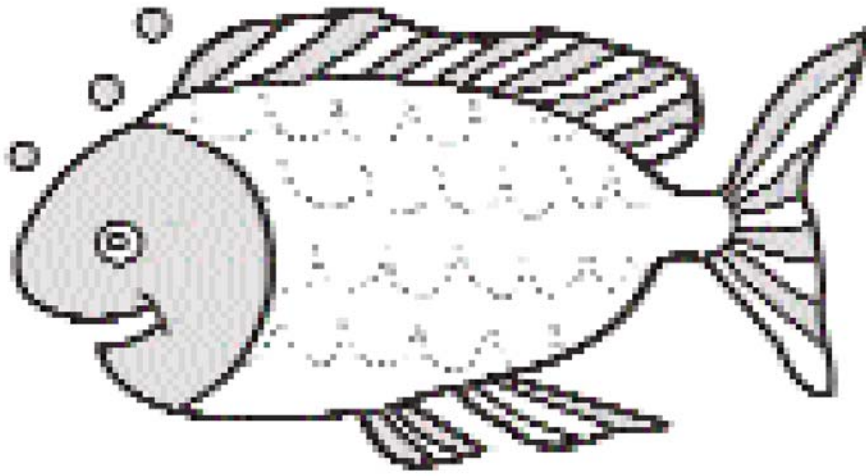
a teddy bear



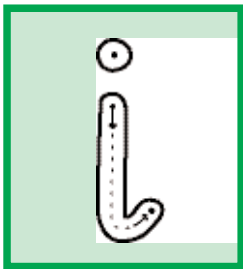
1 Trace.




2 Trace.



3 Read and write.



an ice-cream

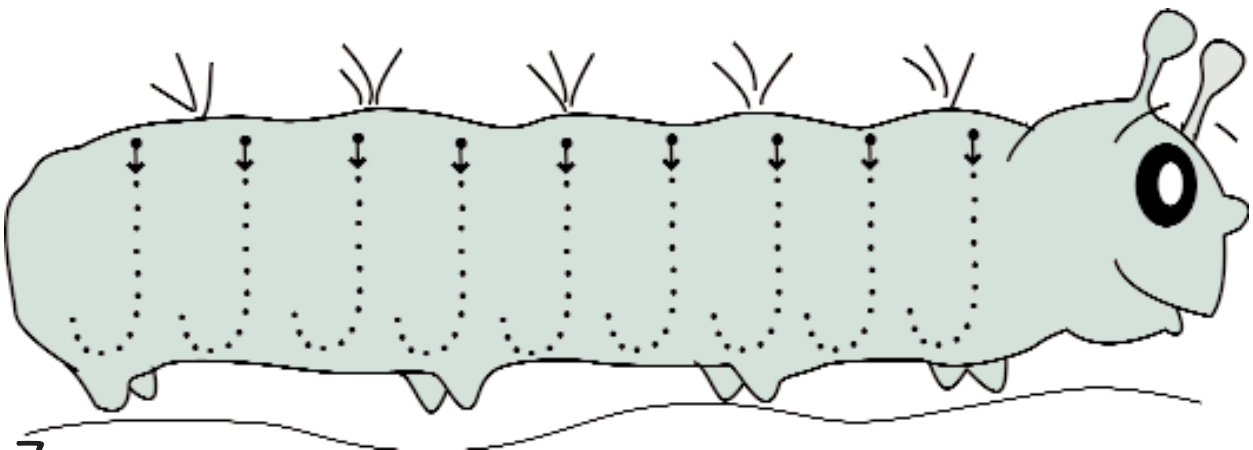

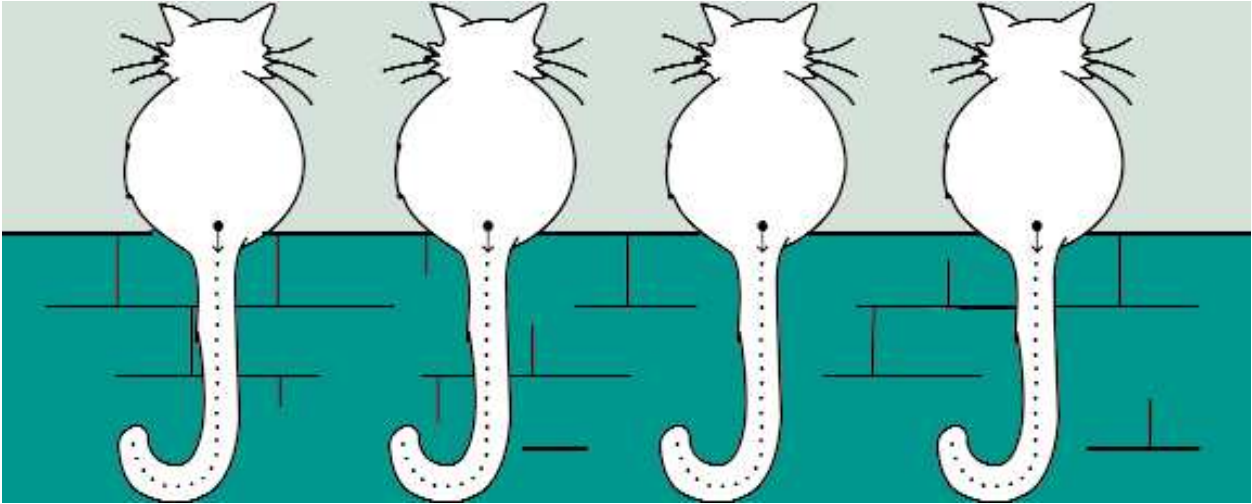


an umbrella

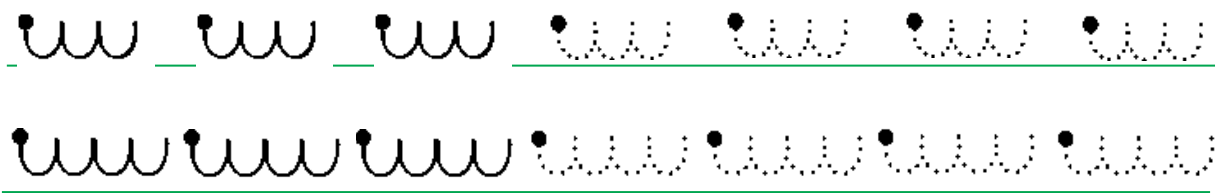
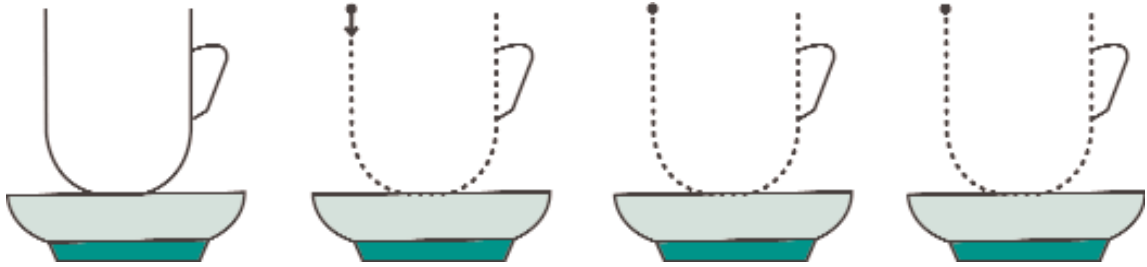


Unit Two


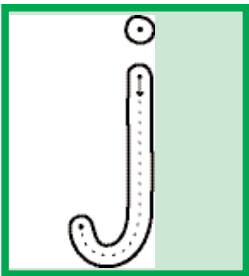
1 Trace.



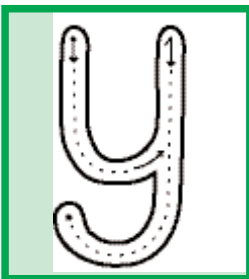

2 Trace.




3 Read and write.




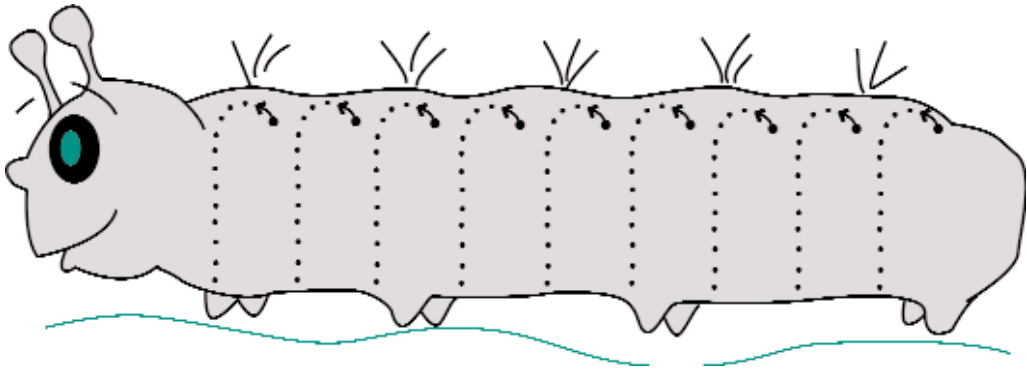
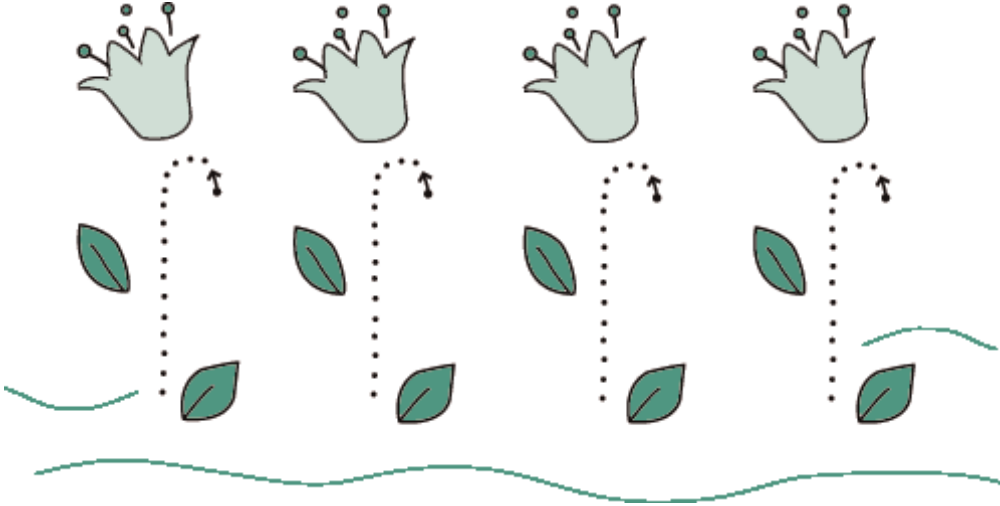
a jelly





a yo-yo



1 Trace.




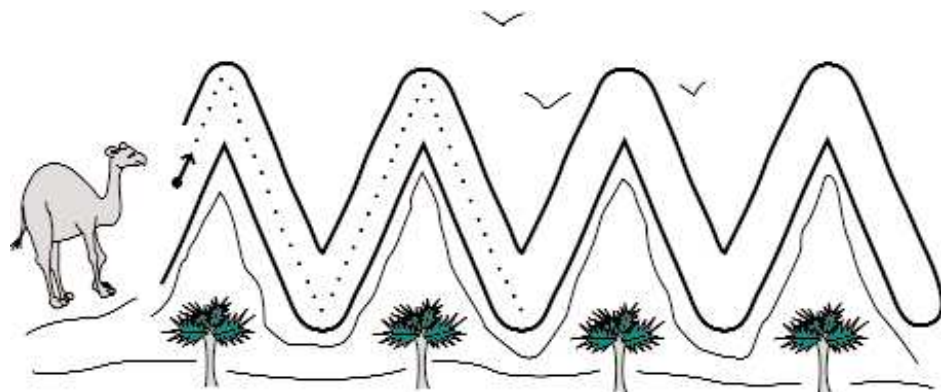

2 Read and write.



a fish




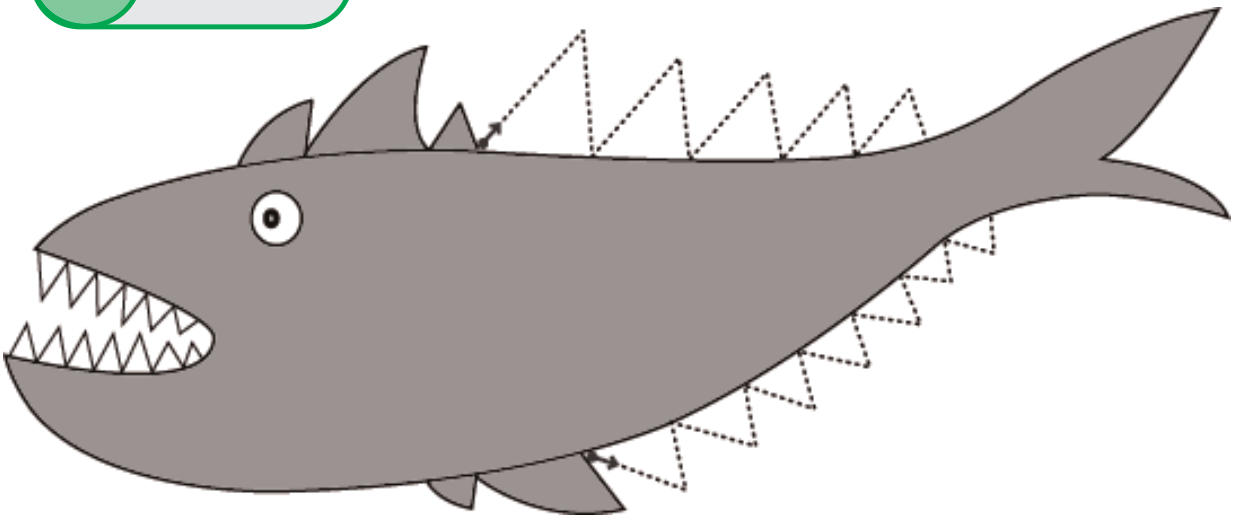
3 Trace.



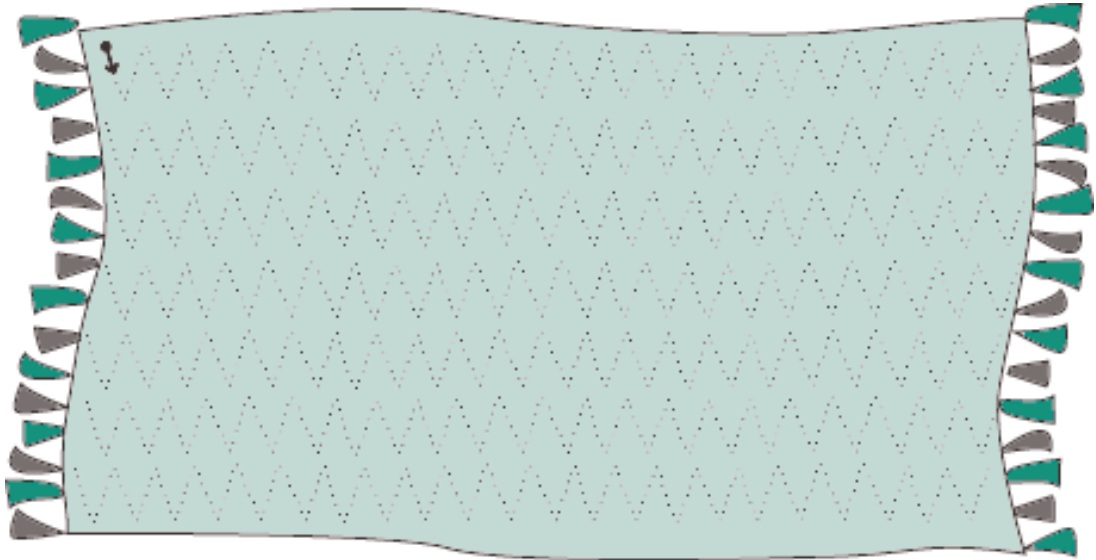
1 Trace.




2 Trace.





3 Trace.




4 Read and write.




a van



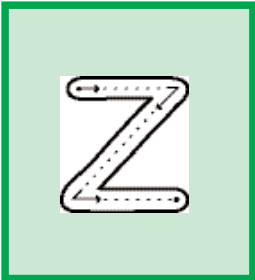
a window



1 Trace.



2 Read and write.



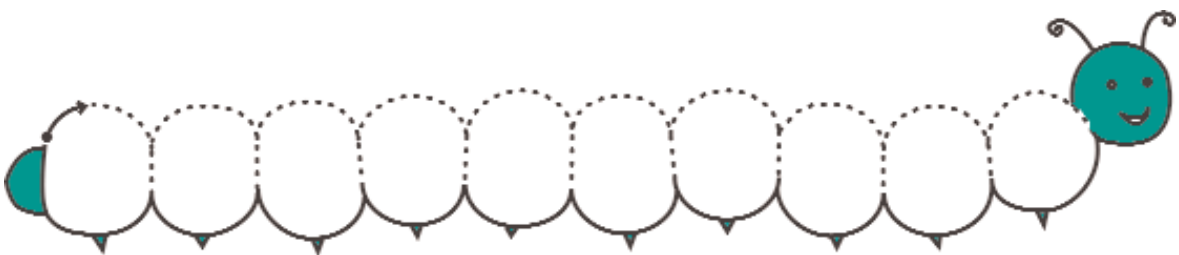
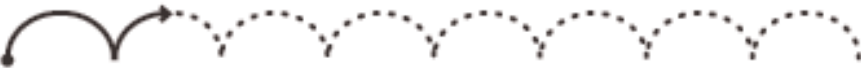
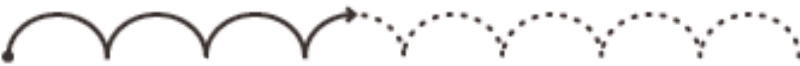
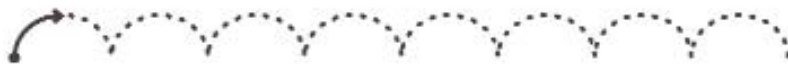
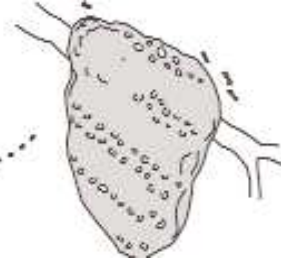

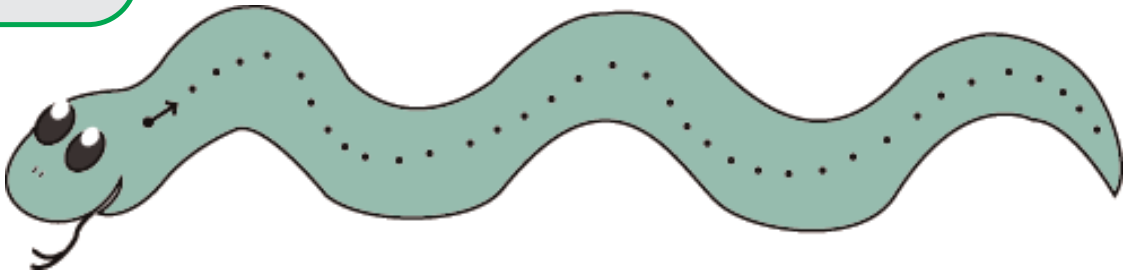
a zebra

Z Z Z Z Z Z

Z _____


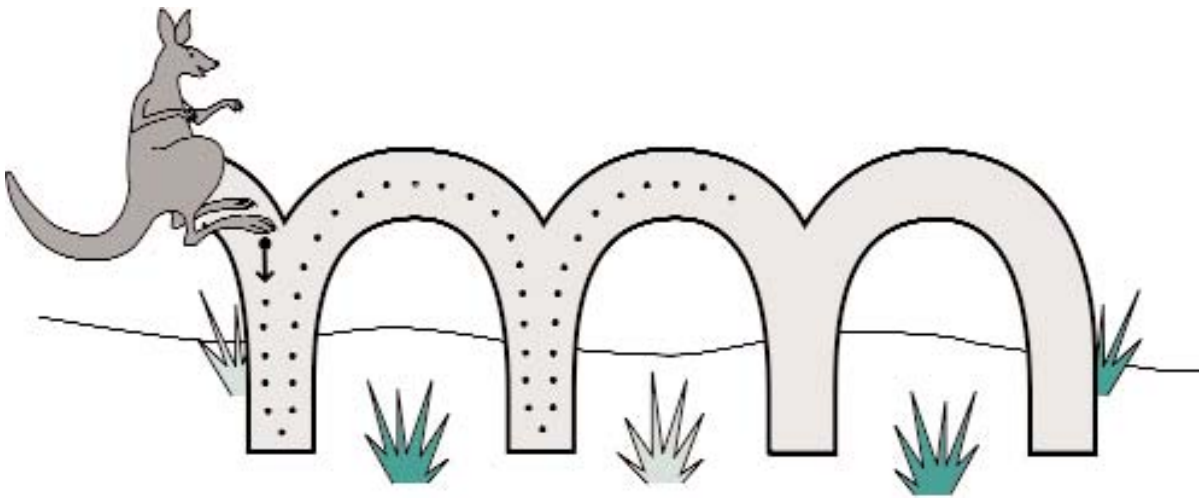

Z _____

3 Trace.




Unit Three

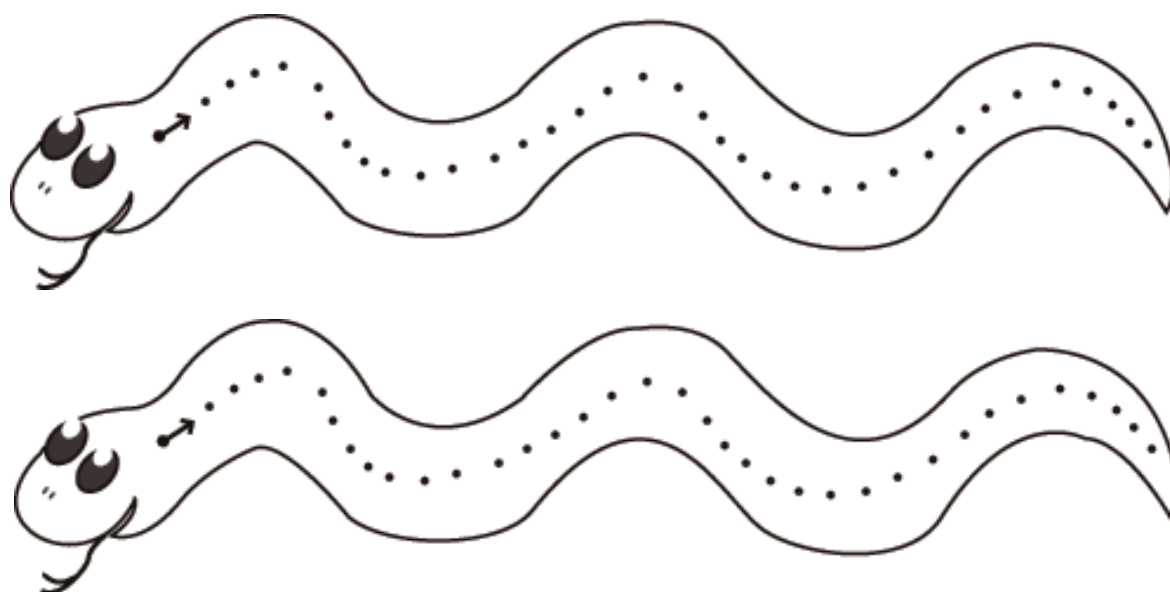
1 Trace.




2 Trace.



3 Trace.



1 Read and write.




a bed

b b b b b b

b _____

b _____



a pencil

p p p p p p

p _____

p _____

2 Say and tick.

	<input type="checkbox"/>	<input type="checkbox"/>	<input type="checkbox"/>
	<input type="checkbox"/>	<input type="checkbox"/>	<input type="checkbox"/>
	<input type="checkbox"/>	<input type="checkbox"/>	<input type="checkbox"/>
	<input type="checkbox"/>	<input type="checkbox"/>	<input type="checkbox"/>

3 Read and write.

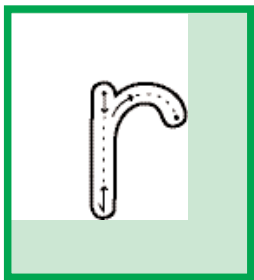


a hen

h h h h h h

h

h



a ruler

r r r r r r r

r


r

4 Look and circle.

h r r u y i y h t **h** u
 p m i j j p u y i y
 h i m l j j p i m h y i r


r r m j u h j i j h **r** b h j
 u m j h j p j i r h j p
 h j t u y u i m j j r

1 Match.



5
4
3
2
1

2 Read and write.




a nose

n n n n n n

n

n






a mouth

m n m m

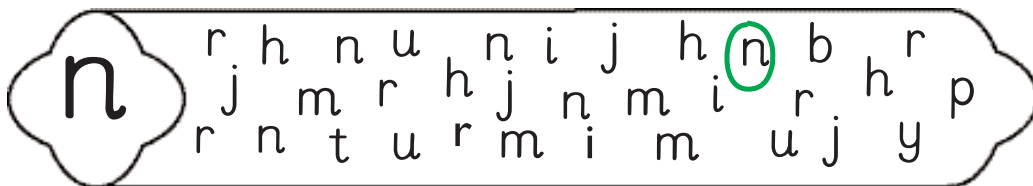

m

m

3 Write the numbers.




4 Look and circle.




1 Count and write.



1 1 1 1 1 1 1 1 1 1




2 2 2 2 2 2 2 2



3 3 3 3 3 3 3 3



4 4 4 4 4 4 4 4



5 5 5 5 5 5 5 5

2 Count and circle.

3




2



4



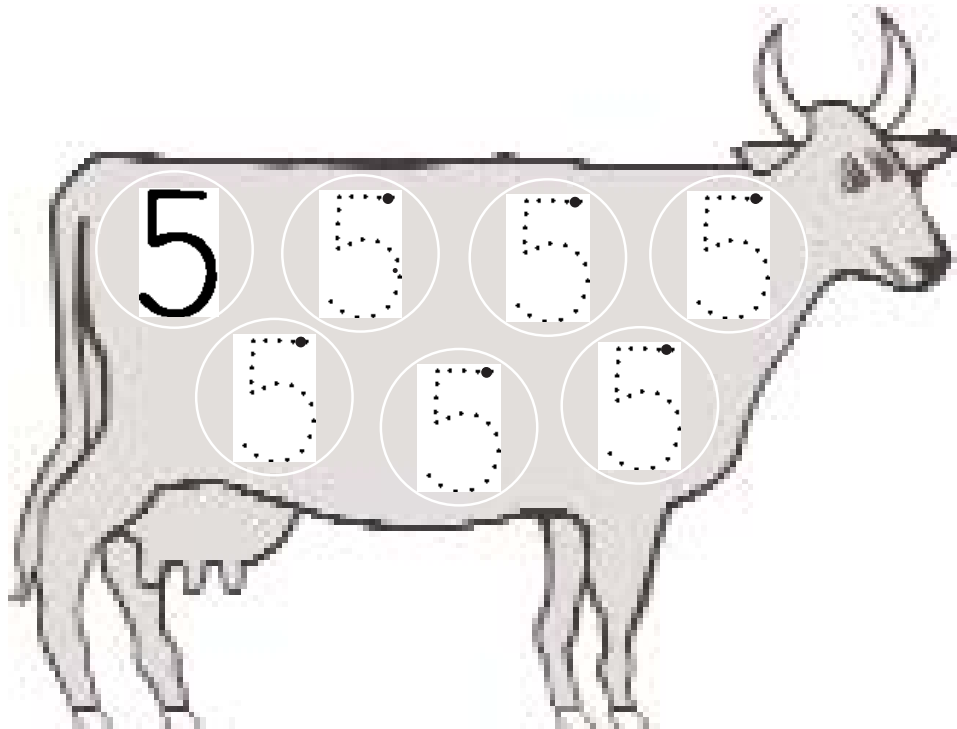
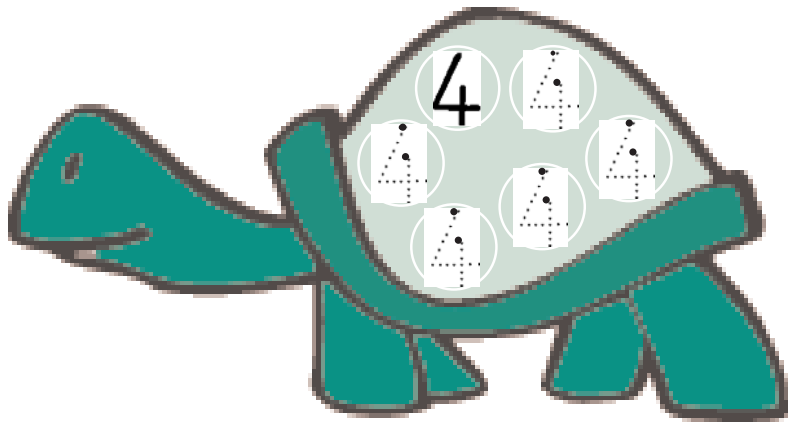

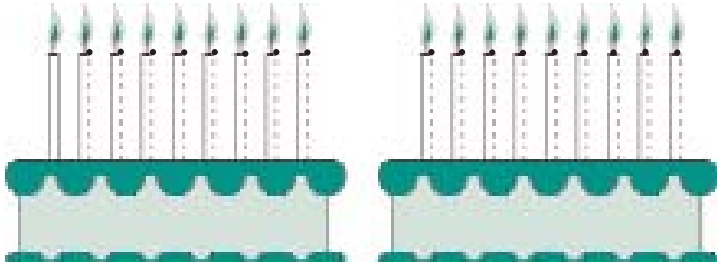
1



5

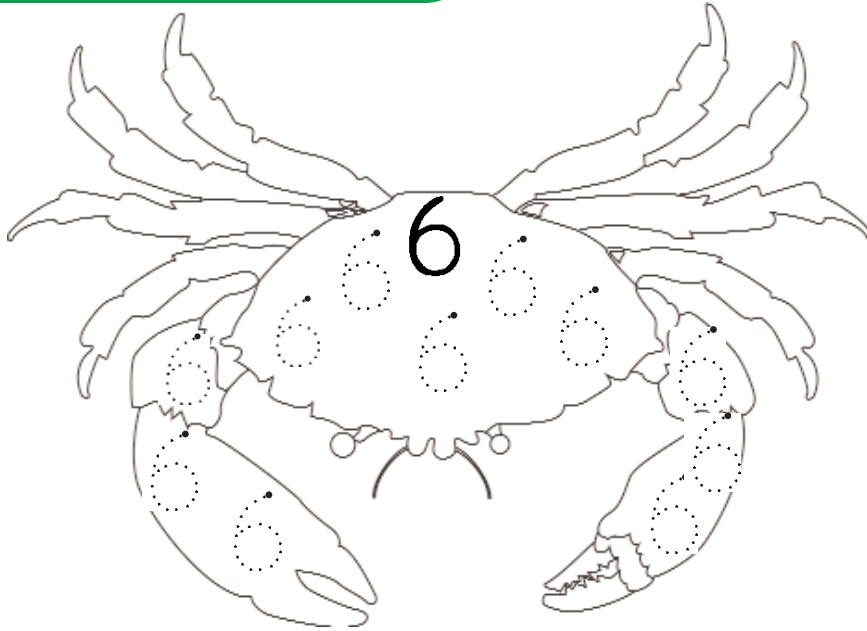


3 Write.

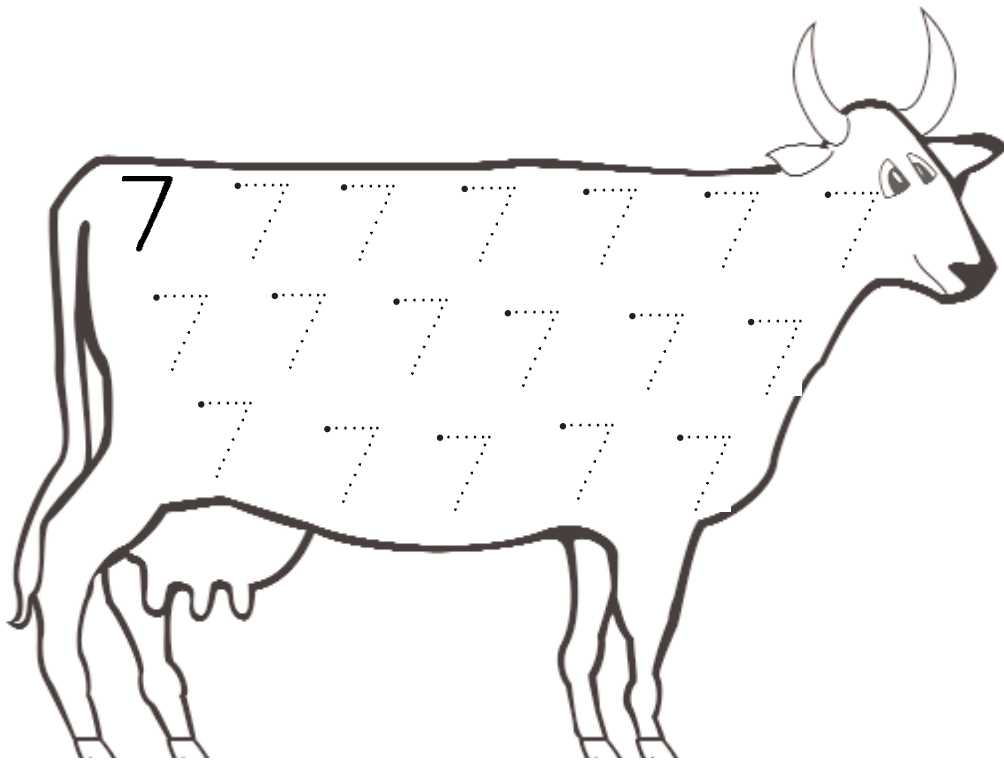


Unit Four

1 Write and colour.

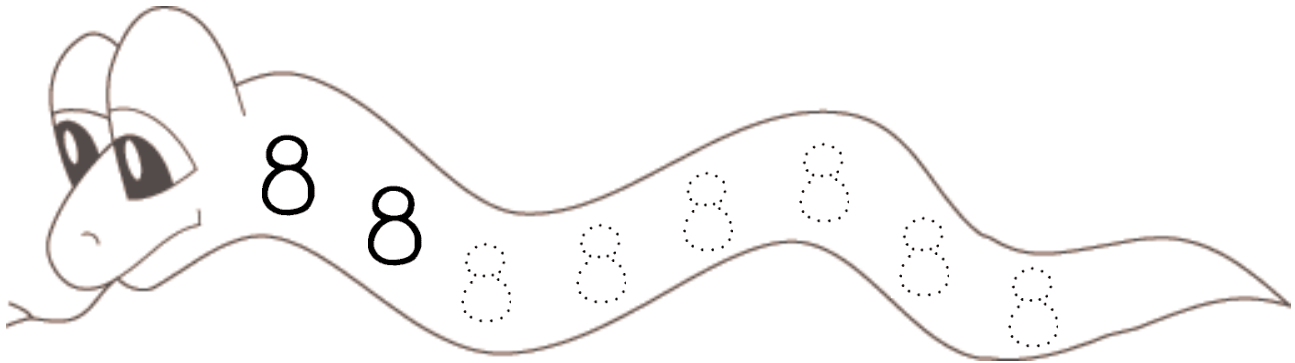


6 6 6 6 6




7 7 7 7 7

2 Write and colour.



8 8 8 8 8



9 9 9 9 9

1 Count and write.

$$\begin{array}{|c|} \hline \bullet \\ \hline \bullet \\ \hline \end{array} + \begin{array}{|c|} \hline \bullet \\ \hline \bullet \\ \hline \bullet \\ \hline \end{array} = \begin{array}{|c|} \hline 5 \\ \hline \end{array}$$

$$\begin{array}{|c|} \hline \bullet \\ \hline \end{array} + \begin{array}{|c|} \hline \bullet \\ \hline \end{array} = \begin{array}{|c|} \hline \\ \hline \end{array}$$

$$\begin{array}{|c|} \hline \bullet \\ \hline \bullet \\ \hline \end{array} + \begin{array}{|c|} \hline \bullet \\ \hline \bullet \\ \hline \bullet \\ \hline \bullet \\ \hline \end{array} = \begin{array}{|c|} \hline \\ \hline \end{array}$$

$$\begin{array}{|c|} \hline \bullet \\ \hline \bullet \\ \hline \bullet \\ \hline \end{array} + \begin{array}{|c|} \hline \bullet \\ \hline \bullet \\ \hline \bullet \\ \hline \end{array} = \begin{array}{|c|} \hline \\ \hline \end{array}$$

$$\begin{array}{|c|} \hline \bullet \\ \hline \bullet \\ \hline \bullet \\ \hline \end{array} + \begin{array}{|c|} \hline \bullet \\ \hline \end{array} = \begin{array}{|c|} \hline \\ \hline \end{array}$$

2 Read and write.





a kite

k k k k k k

k

k




an x-ray

x x x x x x

x

x


3 Read.




a square



a rectangle




a triangle



a circle

4 Count and write.



1 Read and write.



a goat

g g g g g g

g _____

g _____



a queen

q q q q q q

q _____


q _____

2 Count and circle.

g g g r q g p b h q r b g 7 8
g b r q g p q g h q b r 6
g q h p b r b q g q

q q q b q b h b r q b 7 8
q b r h p q g b q h h p 6
q q g b r b q g q b

3 Write.



10 10 10 10

4 Find and circle.

1 3 2 10 1

2 3 4 2 1

3 3 10 4

4 2 5 4 3

5 4 5 1 2

6 7 8 6 10

7 8 10 9 7

8 9 6 10 8

9 10 9 8 7

10 9 10 8 7

5 Write.

1 2 3 4 5 6 7 8 9 10

1 2 3 4 5 6 7 8 9 10

Unit Five

1 Match and colour.




Paul




Biff



Maha



Soot

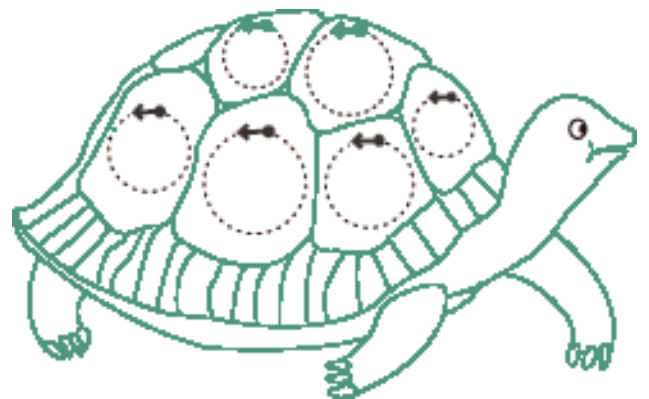

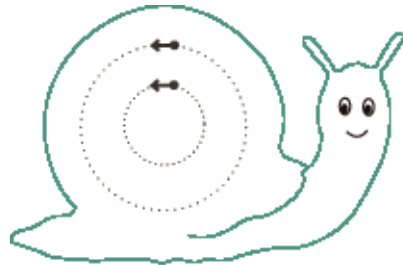
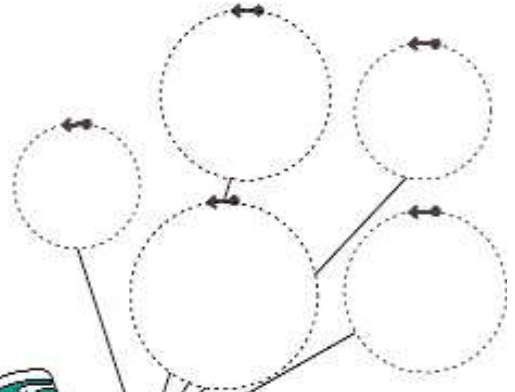
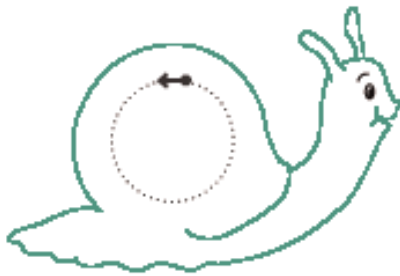
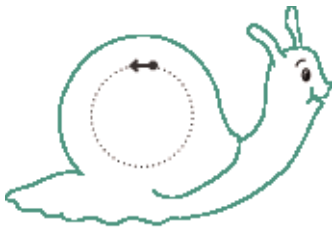
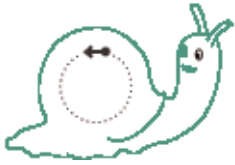


Sami






Vicky

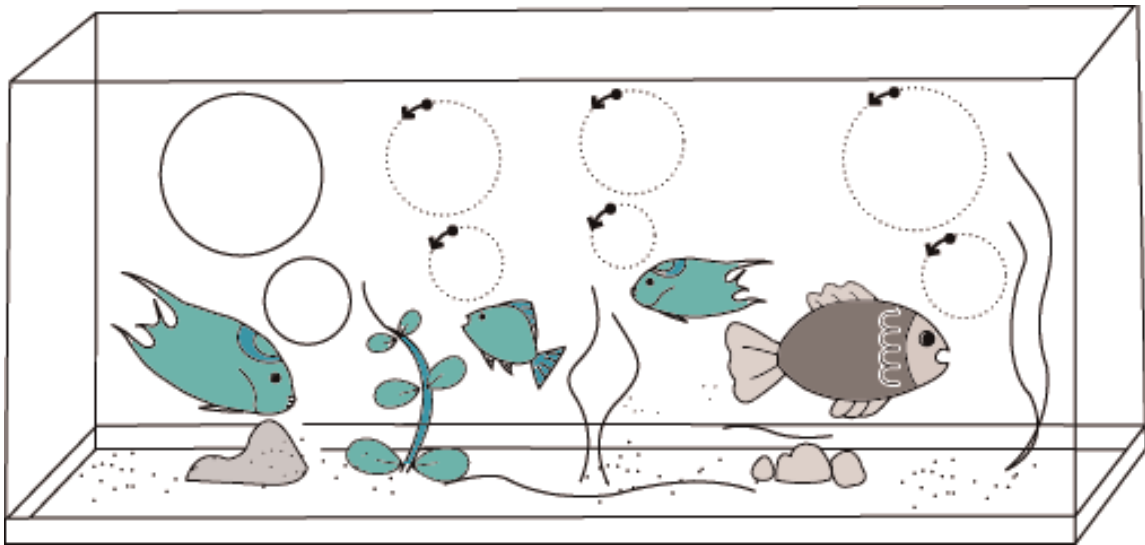
2 Trace and colour.



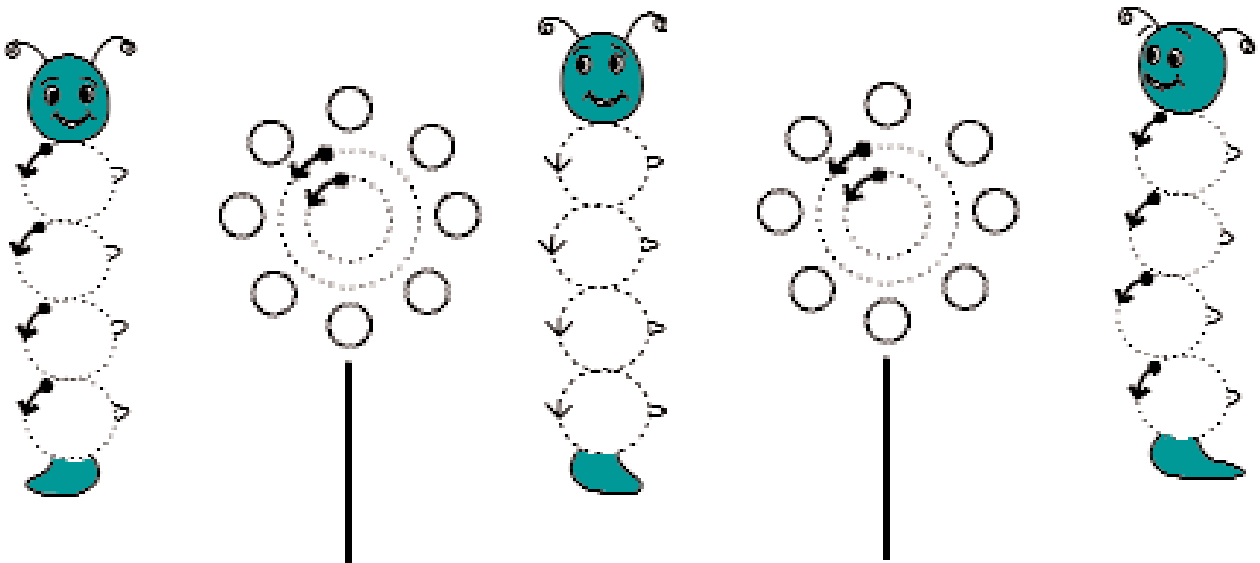
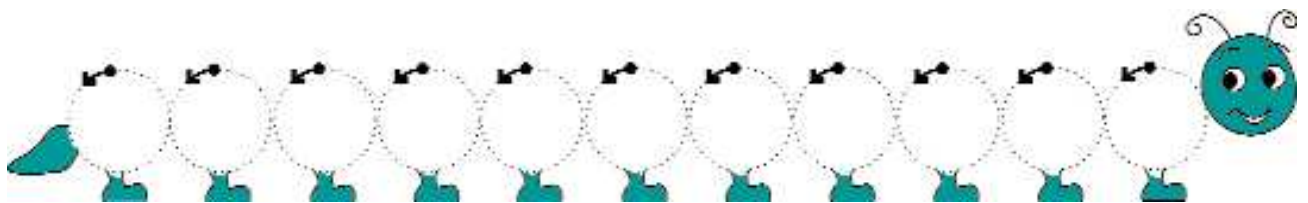
Trace and colour.



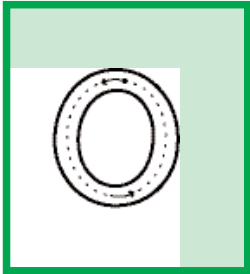
2 Trace and colour.



3 Trace and colour.



1 Read and write.




an orange

O O O O O O

O

O



an apple

a a a a a a

a

a

2 Count and circle.

O

 o x o z a o i n a l o b n o
 a a z o a i p o u z r a
 o a t u v h i o a n t u a


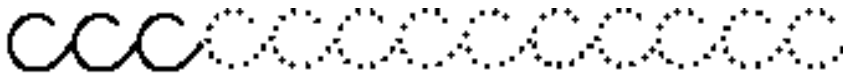

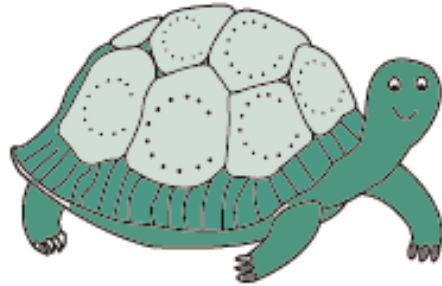
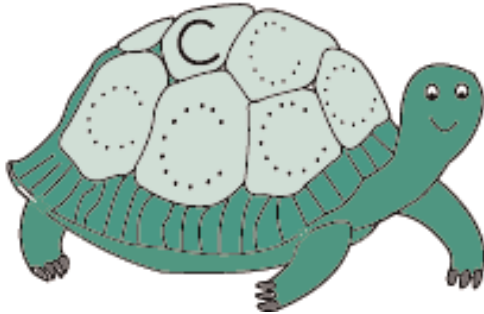
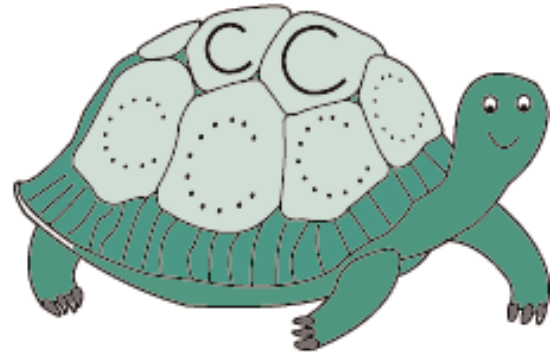
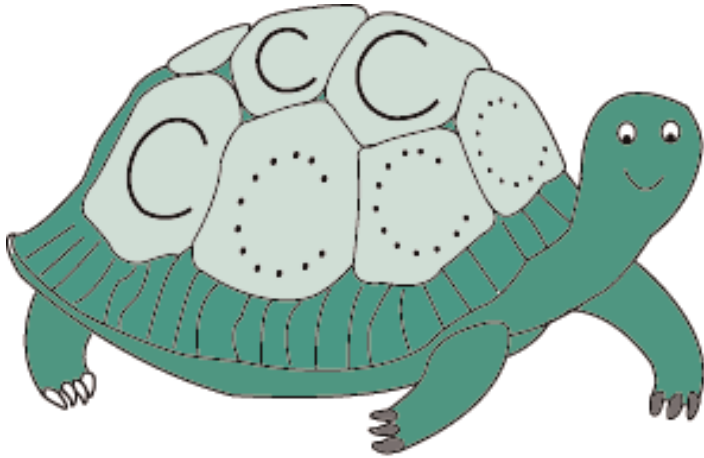
 9
7
6
8

a




 o k a z o v o n a l v b o a
 z n v a r p o k o r z
 a x a u v h i v a n t k n

 9
7
6
8


3 Trace.




1 Trace and colour.



2 Read and write.



a cat



an egg



3 Count and circle.

c e g **c** e a c i n a l c b n c
 a a o a i p o u e r a
 c a t u e h i c a n t u a


9 8
7 6

e e k a c e v o n e l c b o e
 c n v **e** r p e k o r c
 e x e u v c i v a e t k n


9 8
7 6

4 Write the missing letters.

a e i o u



an _gg



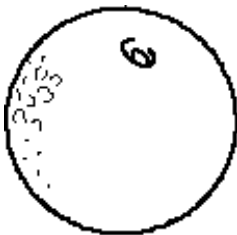
an _pple



an _ce cream






an _mbrella



an _range

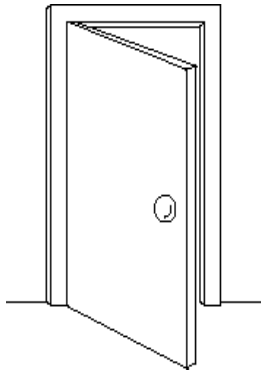
Unit Six

1 Trace and colour.



○ ○ ○ ○ ○ ○ ○ ○ ○ ○ ○ ○

2 Read and write.



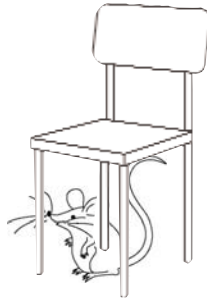


a door

d d o c d d


d

d

3 Match.



in




under



on



1 Trace.



2 Count and circle.

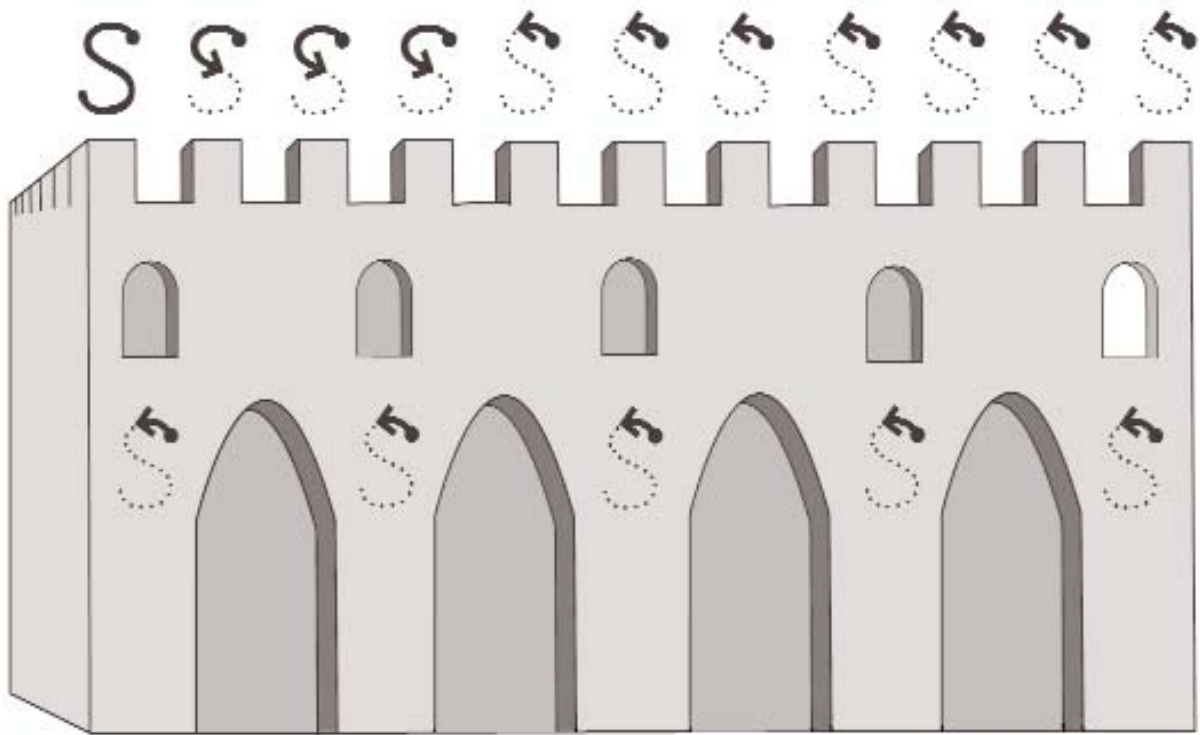
a c d j **a** v a b h s o a d j a
 a u c s b i c p w a y u c
 i j a u r l a z l c a c

9
7 8
6

d **d** l g s v d v h s c b s v
 a n d c d i c p m d y c d i
 i c j w r l d z l d w

9
7 8
6


3 Trace.



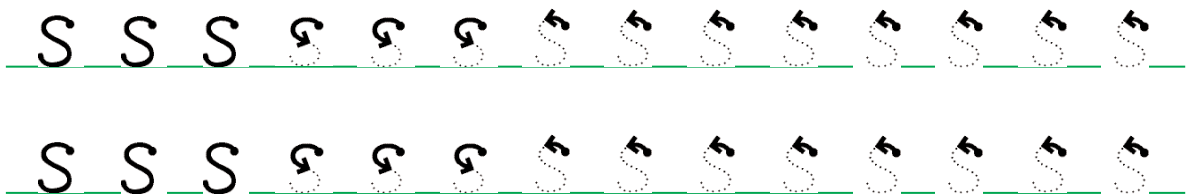
4 Read and write.



a snake




5 Write.



1 Read and colour.



white



red




black



pink



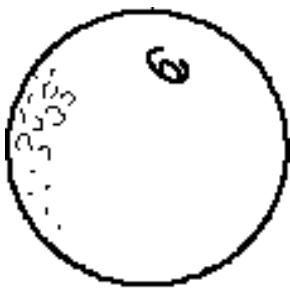
brown




yellow



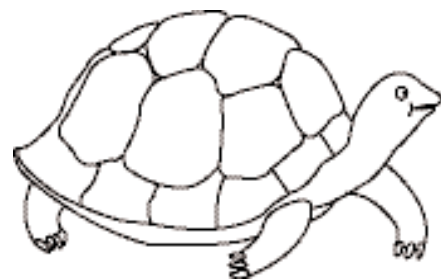
blue



orange



purple



green

2 Colour the alphabet.

a b c d e

f g h i j k

l m n o p

q r s t u

v w x y z

Notes for Parents

This Skills Book and the accompanying Classbook have been designed to introduce children to the basics of the English Language. Throughout the course, children will begin to learn English vocabulary, recognize letters and numbers and even begin to read a few simple words in English.

The tasks are carefully designed to develop your child's skills in an interesting and motivating way. Most of the tasks are usually completed in class under the guidance and support of the English teacher. However, there may be times when your child will be asked to do some work at home.

Handwriting Development Activities

This book contains a series of activities to help children at the initial stages of handwriting. The development of handwriting requires a lot of hard work and practice. In order for your child to write in any language, it is important for him or her to develop fine motor control skills as early as possible. The exercises in the Skills Book help children to do that whilst giving them practice with left to right directionality and specific patterns that will help them to form letters correctly in English. They will also learn to write letters in groups according to shape and pattern, not the order of the alphabet.

It is very important that your child practice writing letters in the correct way, by putting a pencil on the starting point and following the directions of the arrows. By the end of this Skills Book, your child will have learnt to write all the letters of the alphabet.

Reading Development Activities

Through the use of visual aids such as word cards, your child will learn to read. The activities in the Skills Book will help them learn the sounds of the different letters and give them practice associating them with words. Thus developing their understanding and reading skills. The Classbook also shows the language your child is exposed to in class and may begin to read.

Maths

Your child will learn to read and write numbers in English (1–10) and to carry out some basic mathematical skills, such as simple sums in English.

Self-Assessment

By selecting and colouring in the faces in their *Classbooks* that show their understanding, willingness or ability to do the task, your child will begin to assess his or her own understanding of what he or she has learnt and achieved.

Finally

This Skills Book has been carefully designed to provide your child with a strong foundation for reading and writing in the English language, so that they can continue to develop their skills every year. With your support, we are sure that the learning experience will be much more effective.

مذكرة لأولياء الأمور

تم إعداد كتاب المهارات هذا وكتاب الطالب المصاحب له لتعريف الأطفال بأساسيات اللغة الإنجليزية، بدءاً من تعلم مفردات اللغة ومعرفة الحروف والأعداد، وانتهاء بقراءة بسيطة وقد صممت الأنشطة والتمارين في الكتاب بدقة وعناية وبطريقة مشوقة ومحفزة للأطفال بهدف تطوير مهاراتهم، ويتم ممارسة معظم هذه الأنشطة في الصف الدراسي تحت إرشاد ومساعدة المعلم / المعلمة، مع توجيه الأطفال بممارسة بعضها في المنزل كأنشطة التلوين مثلا والتي تستغرق وقتاً طويلاً.

الأنشطة الخاصة بتطوير مهارة الكتابة :

يحتوي هذا الكتاب على العديد من الأنشطة لمساعدة الأطفال في المراحل الأولى من الكتابة ، وتتطلب هذه المهارة الكثير من الجهد حتى يتمكن الأطفال من الكتابة، فمن الضروري تدريبهم على الكتابة في وقت مبكر قدر الإمكان، والتمارين الموجودة في كتاب المهارات سوف تساعدهم على ذلك مثل تمارين الكتابة من الشمال إلى اليمين مما يساعدهم على كتابة حروف اللغة الإنجليزية بالصورة الصحيحة ، كما سيتعلم الأطفال أيضاً كتابة الحروف المتشابهة حسب شكلها ونوعها وليس حسب الترتيب الأبجدي. ومن الضروري أن يتم تعليم الأطفال على كتابة الحروف الإنجليزية بصورة صحيحة وذلك بوضع القلم في نقطة البداية واتباع اتجاهات السهم، وعند الانتهاء من دراسة كتاب المهارات من المتوقع أن يكون الأطفال قد تعلموا كتابة جميع الحروف الأبجدية باللغة الإنجليزية.

الأنشطة الخاصة بتطوير مهارة القراءة :


سيتعلم الأطفال القراءة من خلال استخدام الوسائل المرئية مثل بطاقات الكلمات، وسوف تساعدهم الأنشطة الموجودة في كتاب المهارات على تعلم أصوات مختلف الحروف والتمرين على معرفتها من خلال أصواتها، وبهذا سوف تتطور مهاراتهم في القراءة والفهم. كما أن كتاب الطالب يحتوي على اللغة التي سوف يتعلمها الأطفال داخل الصف والتي ستساعدهم على التمكن من القراءة.

الرياضيات :

سيتمكن الأطفال في هذا الصف من قراءة وكتابة الأعداد من ١ إلى ١٠ باللغة الإنجليزية وأداء بعض العمليات الأساسية مثل الجمع البسيط باللغة الإنجليزية.

التعلم الذاتي :

من خلال اختيار وتلوين الوجوه التي توضح فهمهم ورغباتهم وقدراتهم في أداء الواجب سيتمكن الأطفال من البدء في تقييم وفهم ما قاموا بتعلمه وإنجازه. وفي الختام فقد تم تصميم كتاب المهارات هذا بدقة وعناية لتزويد الأطفال بأساس قوي للقراءة والكتابة باللغة الإنجليزية حتى يتمكنوا من مواصلة تعلم اللغة في الأعوام التالية، ومع مساندتكم لأبنائكم فإننا واثقون بأن عملية التعلم ستكون أكثر فاعلية.



الانجليزية لأجلي
كتاب المهارات
للصف الأول الأساسي الجزء (أ)
EFM SB 1A
رقم الإيداع : ٢٢٤ / ٢٠٠٥ م