

شكراً لتحميلك هذا الملف من موقع المناهج العمانية



حل أنشطة دروس الوحدة السادسة apples like you Do

موقع المناهج ← المناهج العمانية ← الصف الثاني ← لغة انجليزية ← الفصل الثاني ← الملف

تاريخ نشر الملف على موقع المناهج: 13:01:32 2023-04-14

التواصل الاجتماعي بحسب الصف الثاني



روابط مواد الصف الثاني على تلغرام

[الرياضيات](#)

[اللغة الانجليزية](#)

[اللغة العربية](#)

[التربية الاسلامية](#)

المزيد من الملفات بحسب الصف الثاني والمادة لغة انجليزية في الفصل الثاني

[مذكرة رائعة مصورة لتعلم المفردات والقراءة](#)

1

[home at is Who حل أنشطة دروس الوحدة الثامنة](#)

2

[windy Its حل أنشطة دروس الوحدة السابعة](#)

3

[apples like you Do حل أنشطة دروس الوحدة السادسة](#)

4

[animals the See حل أنشطة دروس الوحدة الخامسة](#)

5



Do you like apples?

Unit objectives

to express likes and dislikes

Language

Vocabulary	Food (1): <i>apple, banana, beans, carrot, orange, pasta, peas, potato, rice, tomato</i> Food (2): <i>bread, cheese, chicken, eggs, fish, juice, meat, milk, water</i>
Grammar	<i>I like (apples). I don't like (pasta).</i> <i>Do you like (cheese)? Yes, I do. / No, I don't.</i>
Functions	<i>Can I have (an apple), please?</i>

Learning outcomes

Listening	<ul style="list-style-type: none">• Develop an awareness of intonation patterns when listening• Listen and understand familiar words and set phrases in very short and simple texts on familiar topics• Listen and understand the overall meaning of very short and simple texts on familiar topics• Listen and respond appropriately to peers and adults• Listen to rhymes, chants and songs and sing them• Respond to factual questions• Identify core vocabulary
Speaking	<ul style="list-style-type: none">• Articulate words in connected speech• Pronounce learned words using correct stress and intonation• Recite songs and rhymes individually and chorally• Name familiar objects• Describe familiar objects• Respond verbally to direct questions, instructions and visual inputs• Express likes and dislikes• Act out parts of a picture story using simple actions and words• Ask and answer simple questions on familiar topics
Reading	<ul style="list-style-type: none">• Follow words, phrases and sentences in English from left to right• Read the most common high frequency words• Recognise the effect of word spacing and simple punctuation when reading• Read and re-read very short and simple texts• Read and understand the overall meaning of very short, simple texts with the help of pictures
Writing	<ul style="list-style-type: none">• Write correctly formed letters and words moving from left to right using four lines• Use segmenting strategies to write new words• Write lower and upper case letters legibly• Write phrases/sentences using spacing, capitalisation and full stops• Spell frequently used words correctly

- Write very short, simple sentences on familiar topics
- Write short, simple descriptive texts on familiar topics if provided with key words and supported by pictures

Cognitive skills	<ul style="list-style-type: none"> • Draw pictures to represent vocabulary and familiar concepts • Listen and respond physically to songs, rhymes and chants • Make eye contact with group members • Engage with others to make sense of things around them • Say whether or not they like a story, song or game • Express basic likes/dislikes and agreement/disagreement • Listen while others are talking
-------------------------	---

Key competences

Linguistic competence: use language as an instrument for communication (L. 1–7)

Digital competence: use Class Book and Activity Book eBook (L. 1–7)

Social and civic competences: learn to be creative (L. 1, 2, 3 and 5); learn to ask for food (L. 6)

Cultural awareness and expression: raise awareness of cultural similarities and differences (L. 5)

Learning to learn: reflect on what has been learnt and self-evaluate progress (L. 1–7); using previous knowledge (L. 1 and 2); following instructions (L. 1–7); personalisation of language learnt (L. 5 and 6)

Initiative and entrepreneurship: choose a topic for the project (L. 5)

Future skills

Critical thinking	Predicting (L. 2 and 3); Problem solving (L. 2 and 7); Logical thinking (L. 2, 3, 4 and 5); Defining and describing (L. 1–7); Finding information (L. 2, 3 and 4); Planning (L. 1, 3 and 5); Reflecting on learning (L. 1–7)
Creativity	Make a verse of a chant (L. 1); Plan a vegetable garden (L. 2)
Communication	Talking about food (L. 1, 3 and 5); Asking and answering about food preferences (L. 3, 4 and 6); Cut-outs game (L. 4); Functional dialogue (L. 6)
Collaboration	Project groupwork (L. 5); Acting out (L. 2 and 6)

Sounds and Spelling Book

Sounds: air; igh

Tricky words: Review and consolidation

Evaluation

- Assessment for Learning: throughout the unit (see detailed notes in the lesson plans)
- Self-assessment: Class Book pp. 28 and 58; Activity Book p. 25
- Picture dictionary: Activity Book p. 53
- Unit 6 Extra practice: Activity Book p. 26
- Unit 6 Photocopiable Resources (optional): Vocabulary 1 and 2, Grammar 1 and 2, Communication, Song, Story, Culture, English in Action
- Unit 6 Quiz

External tests

Class Book

Pre A1 Starters Reading and Writing Part 4
Pre A1 Starters Speaking Part 3
Pre A1 Starters Listening Part 3

Activity Book

Pre A1 Starters Listening Part 2

Practice

Class Book

6 Do you like apples?

1 How many food items can you see? **ten**

2 How many tortoises can you see? **Three**
Where's the rabbit? **In the cage**
What colour is the spider? **Brown**

20 werty

Lesson part 1

Vocabulary and Grammar



2 Listen and stick. Then listen and say.

1	2	3	4	5
apple	orange	banana	tomato	carrot
6	7	8	9	10
potato	beans	peas	rice	pasta

3 Find the food on page 20.

one tomato – two tomatoes
one potato – two potatoes

4 Listen and chant.

I like apples and I like oranges. I like tomatoes and I like peas.
I like bananas, too. I like potatoes, too.
I like beans, but I don't like carrots. I like rice, but I don't like pasta.
I don't like carrots. Do you? I don't like pasta. Do you?

5 Make a verse of the chant. Draw and say.

pasta	beans
carrots	rice
potatoes	

I like pasta and I like carrots...

I like apples.
I don't like pasta.

Practice

Activity Book

6

Do you like apples?

1 Look at the Class Book page 20. Read and write.

rabbit ~~one~~ in.

1 How many cats can you see?

one

2 Find an animal with big ears.

rabbit

3 Where are the tortoises?

They're in the box.

2 Look and write. Then colour.

apple orange banana tomato carrot
potato beans peas ~~rice~~ pasta

Lesson 1, part 2

Vocabulary and Grammar

6

3 Listen and number.

a ✓



3

b ✗



4

c ✓



1

d ✗



2

4 Make the sentences true for you. Then match.

like don't like

Practice

Class Book

Story

It's behind the plants.

1 **Listen and read.** Where's the mouse? **It's behind the plants.**

2 **Watch or listen and read.**

The farm

1 Let's plant some vegetables! Good idea! Look! Carrot, bean and tomato seeds.

2 Hey, look. These are peas. I don't like peas, but I like potatoes.

I like carrots and beans. I like tomatoes, too. Me, too. Let's plant potatoes.

3 OK. And rice, too. I like rice. Is rice a plant? Yes, it is.

4 Is pasta a plant? I like pasta. Polly! No, it isn't, Samu.

5 Wow! Look! Look at all the vegetables! Welcome!

What do they do with the seeds?

22 wency cwi

Lesson 2 part 1

6



3 **After you read** Look at the story. Who's speaking?
Read and match.



1 I like beans and tomatoes. **a**

2 I don't like peas. **a**

3 I like rice. **a**

4 I like bananas. **a**

4 **Act out the story.**

5 **Plan a small farm by your house or at school!**

Values
Eat healthy food


Practice


Activity Book


Story Lesson 2, part 2


1 **ALWAYS READ** Remember the story. Read, write and match.

pasta vegetables bananas peas potatoes


1 Let's plant some vegetables 


2 I don't like peas but I like potatoes 


3 Is pasta a plant? I like pasta. 


4 Wow! Look! Bananas 


2 **YAY!** Look and tick (✓) or cross (✗).

1  ✗


2  ✓




3  ✓


4  ✗

5  ✓

3 **Look and colour.**





20 **Wendy**

Practice

Class Book

Vocabulary and Grammar

Lesson 3, part 1

1 Listen and say. Then listen and draw.



2 Listen and sing.

<p>Do you like chicken? Yes, I do. I like meat and I like fish, too. Do you like eggs? No, I don't. I don't like eggs or cheese. But I like fish. Oh yes, I like fish.</p>	<p>Do you like milk? Yes, I do. I like milk and I like water, too. Do you like juice? No, I don't. I don't like juice or bread. But I like water. Oh yes, I like water.</p>
--	---

3 Circle the food you like. Cross (X) the food you don't like. Then ask a friend.

Do you like chicken?
Yes, I do.

Do you like cheese?
Yes, I do/No, I don't.





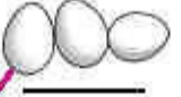

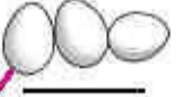

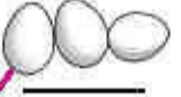

Do you like meat?
No, I don't.

Practice

Activity Book





Lesson 3: part 2 Vocabulary and Grammar

1 Match and write.

1	fi	ese		
2	mi	sh		
3	eg	lk		
4	ch	ce		
5	ju	g		

2 Write and circle. Answer for you.

chicken bread meat water

1	Do you like <u>bread</u> ?	
	Yes, I do. No, I don't.	
2	Do you like <u>chicken</u> ?	
	Yes, I do. No, I don't.	
3	Do you like <u>meat</u> ?	
	Yes, I do. No, I don't.	
4	Do you like <u>water</u> ?	
	Yes, I do. No, I don't.	

nancy one 21

Practice

Class Book

Lesson 4, part 1 Skills 6

1 Listen and tick (✓).

1  

2  

2 Cut out. Then listen and play.

Do you like chicken?
Do you like apples?
No, I don't.
Yes, I do.

Activity Book, Unit 6
Lesson 4, part 2 twenty five 25

Practice

Activity Book

Skills

Lesson 4, part 2

1 Read and tick (✓).


1 Do you like apples? Yes, I do.



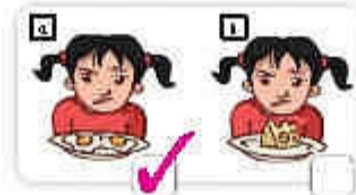
2 Do you like meat? No, I don't.




3 Do you like beans? Yes, I do.



4 Do you like eggs? No, I don't.



2 Look and write.



1 Do you like cheese?

Yes, I do

2 Do you like carrots?

No, I don't

3 Do you like milk?

No, I don't

4 Do you like tomatoes?

Yes, I do

Practice

Class Book



Omani dishes



halwa, almond

I like halwa! The word 'halwa' means sweet. Halwa has got almonds.



bread

I like Omani bread! It's got flour, water and salt in it.

shwa

I like shwa! It's my favourite food. We eat shwa with rice.





- 1 **Before you read** What's your favourite food?
- 2 **Listen and read.**
- 3 **Find out more!** Watch the video.
- 4 **After you read** Activity Book, page 23.

Project Lesson 5, part 2

Make a poster about your favourite food.

- 1 Draw a picture of your favourite food.
- 2 Write: *This is my favourite food.*
It's ... It's got ...
- 3 Show your favourite food to the class.
- 4 Together, put your drawings and texts onto a poster.
- 5 Read and say: What's your favourite food?



26 twenty six



Activity Book



Lesson 5, part 1



6

1 Read and match.

1  

2  

halwa
shirwa
Omani bread
almonds

2 After you read Read and circle.

1 The word 'halwa' means sweet good.2 Halwa has got rice almonds.3 It's my favourite toy food.4 Shirwa has got meat fish and rice.5 Omani bread has got flour, water and salt lemons and oranges in it.

Practice – Project

Class Book



Lesson 5, part 1
CULTURE

Omani dishes

People in Oman love eating Omani food.

halwa, almond
I like halwa! The word 'halwa' means sweet. Halwa has got almonds.

shiwa
I like shiwa! It's my favourite food. We eat shiwa with rice.

bread
I like Omani bread! It's got flour, water and salt in it.

This is my favourite food. It's shiwa. It's got meat and rice.

Project Lesson 5, part 2

Make a poster about your favourite food.

- 1 Draw a picture of your favourite food.
- 2 Write: *This is my favourite food.*
It's ... It's got ...
- 3 Show your favourite food to the class.
- 4 Together, put your drawings and texts onto a poster.
- 5 Read and say: *What's your favourite food?*

25 twenty six

Practice

Class Book

Lesson 6 part 1

English in action
Asking for food and drink

1 Listen and read.



I'm hungry. Can I have an apple, please?
Yes, sure. What about a drink?
Yes, please. Can I have some milk, please?
Here you are.
Thank you.

2 Act out the dialogue. Use different food and drink.

orange banana carrot juice water

3 Listen and complete.

banana chicken drink hungry milk juice

- 1 I'm hungry. Can I have an apple, please?
- 2 Can I have some chicken, please?
- 3 What about a drink?
- 4 Can I have some juice, please?
- 5 What about some milk?
- 6 Can I have a banana, please?



Practice

Activity Book

English in action
Asking for food and drink

Lesson 6, part 2

1 Read and match.

1 Can I have some milk, please?

2 Can I have some cheese, please?

3 Can I have a tomato, please?

4 Can I have a banana, please?

5 Can I have an orange, please?

6 Can I have some chicken, please?

2 Write, draw and colour.

an orange a banana a carrot juice water

I'm hungry. Can I have _____ please?

Yes, sure. What about a drink?

Yes, please. Can I have some _____ please?

Here you are.

Thank you.

My food and drink

Practice

Class Book

Review Lesson 7, part 1

1 Listen and match.

1 I like

2 I don't like

3 I like

4 I don't like

pasta.

milk.

bread.

tomatoes.

2 Listen, circle and write.

Yes, I do. No, I don't.

1 Do you like rice chicken? Yes, I do.

2 Do you like carrots beans? Yes, I do.

3 Do you like fish eggs? No, I don't.

4 Do you like meat cheese? No, I don't.

3 Go to the Progress path on page 58.

24 wendy_egg@k

Activity Book, Unit 3
Lesson 7, part 1

Progress path

Read and write. Then stick.

Unit 5

It's got fur and four legs. It's got big ears and a small tail. It's not a hamster. What is it?

Unit 6

This is a fruit. It's long. It's yellow. What is it?

a banana

Unit 5

It's got four legs. It's small. It's got a shell. What is it?

Unit 6

These are vegetables. They're small. They're green. They're not beans. What are they?

peas

Ready?

58 fifty eight

Activity Book

Lesson 7 part 1 Review 6

1 Look and write.

juice rice ~~eggs~~ pasta

1 I like eggs

2 I don't like rice

3 I like juice

4 I don't like pasta

2 Look and write. Then circle.

~~carrots~~ oranges fish bread

1 Do you like carrots? Yes, I do. No, I don't.

2 Do you like oranges? Yes, I do. No, I don't.

3 Do you like fish? Yes, I do. No, I don't.

4 Do you like bread? Yes, I do. No, I don't.

3 Look, choose and write.

Can I have _____ and _____ please?

Menu

Rice ...

Pasta ...

Chicken ...

Water ...

Yes, sure. What about a drink?

Yes, please. Can I have some _____ please?

Here you are.


twenty five 25

Extra practice

Extra practice

Lesson 7, part 1

1 Make a wordsearch for a friend.



2 Order and answer for you.

- 1 fish / you / like / Do Do you like fish?
- 2 eggs / like / you / Do Do you like eggs?
- 3 you / juice / like / Do Do you like juice?

Get ready for...

Practice







Class Book

Lesson 7, part 2

Get ready for...



Pre A1 Starters Reading and Writing Part 3

1 Look at the pictures. Look at the letters. Write the words.

1		<u>P</u> <u>O</u> <u>T</u> <u>A</u> <u>T</u> <u>O</u> <u>E</u> <u>S</u>	<table border="0"> <tr><td>a</td><td>s</td><td>o</td><td>e</td></tr> <tr><td>t</td><td>p</td><td>t</td><td>o</td></tr> </table>	a	s	o	e	t	p	t	o
a	s	o	e								
t	p	t	o								
2		<u>M</u> <u>E</u> <u>A</u> <u>T</u>	<table border="0"> <tr><td>a</td><td>e</td><td>t</td></tr> <tr><td>m</td><td></td><td></td></tr> </table>	a	e	t	m				
a	e	t									
m											
3		<u>C</u> <u>H</u> <u>E</u> <u>E</u> <u>S</u> <u>E</u>	<table border="0"> <tr><td>c</td><td>e</td><td>s</td><td>e</td></tr> <tr><td>e</td><td></td><td>t</td><td></td></tr> </table>	c	e	s	e	e		t	
c	e	s	e								
e		t									
4		<u>A</u> <u>P</u> <u>P</u> <u>L</u> <u>E</u> <u>S</u>	<table border="0"> <tr><td>e</td><td>a</td><td>s</td></tr> <tr><td>l</td><td>p</td><td>p</td></tr> </table>	e	a	s	l	p	p		
e	a	s									
l	p	p									
5		<u>P</u> <u>A</u> <u>S</u> <u>T</u> <u>A</u>	<table border="0"> <tr><td>t</td><td>p</td><td>a</td></tr> <tr><td>s</td><td></td><td>a</td></tr> </table>	t	p	a	s		a		
t	p	a									
s		a									
6		<u>S</u> <u>A</u> <u>G</u> <u>E</u>	<table border="0"> <tr><td>s</td><td>a</td><td>e</td></tr> <tr><td>p</td><td></td><td></td></tr> </table>	s	a	e	p				
s	a	e									
p											

Pre A1 Starters Speaking Part 3

2 Look at the pictures in Activity 1. Ask and answer.

	1	Number 3. What's this?	It's cheese.	
	2	Do you like cheese?	Yes, I do.	
	3	What's your favourite food?	My favourite food is chicken.	

Activity Book, Unit 3
Lesson 7, part 2 29

Activity Book

Get ready for...

Lesson 7, part 2

6

Pre A1 Starters Listening Part 2

1 Listen and write the answers.



1 Do you like chicken, Amna?

No, I don't.

2 Do you like rice, Ahmed?

Yes, I do.

3 Do you like bananas, Zahra?

No, I don't.

4 What do you like, Wafa?

I like juice and bananas.

5 Do you like cheese, Saif?

Yes, I do.

Practice

Class Book

Atomic's Learning Club Lesson 1, part 1

Maths
Numbers 11-20

1 Listen and sing.

11 eleven	12 twelve	13 thirteen	14 fourteen	15 fifteen
16 sixteen	17 seventeen	18 eighteen	19 nineteen	20 twenty

Think **Learn** 2 Look, count and write.

1 13	2 11
3 20	4 18
5 16	6 15

20 Check

Practice

Class Book

Lesson 1 part 2

Let's practise!

1 Listen, ask and answer.

1	2	3
4	5	6
7	<p>How much is a bike?</p> <p>It's nineteen rials.</p>	8

Show what you know

Draw three things in each shop. Write the prices.

Toys	Pets	Food

تدریس اول: 21

Practice

Class Book



Language booster 3

Can you count to twenty?

1 Look, listen and repeat.



Lesson 2 part 1



2 Listen and circle.

1 2 3 4
 5 6 7 8

3 Say and play.

What would you like?
 It's three rials.
 I'd like a yellow T-shirt.
 How much is it?

4 Act it out. Take turns to buy clothes.

jacket T-shirt skirt dress

Show what you know

Write, tick (✓) and stick.

Can you say and write numbers from 11–20?

How many clothes words can you say now?

Can you role play buying clothes?

Well done!



Practice

Activity Book



Language booster 3

1 Look and write.

eighteen fourteen eleven thirteen nineteen
sixteen twelve seventeen fifteen twenty

11	eleven	16	sixteen
12	twelve	17	seventeen
13	thirteen	18	eighteen
14	fourteen	19	nineteen
15	fifteen	20	twenty






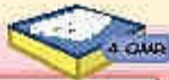


28 monkey sight

Lesson 1 part 2

LC3

2 Look and write.

ball book doll bike robot puzzle scooter yo-yo

 7 QMR	 17 QMR	 8 QMR	 20 QMR
book	robot	ball	bike
 14 QMR	 4 QMR	 1 QMR	 5 QMR
scooter	puzzle	yo-yo	doll

3 Read and write:

- look at the robot. How much is it?
- look at the bike. How much is it?
- look at the scooter. How much is it?
- look at the yo-yo. How much is it?
- look at the doll. How much is it?

It's 17 rials
It's 20 rials
It's 14 rials
It's 1 rial
It's 5 rials

4 Read and order:

- I'd like a doll please.
- It's 5 rials.
- What would you like?

4 Thank you. How much is it?
3 Here you are.

monkey sight 29