

تم تحميل هذا الملف من موقع المناهج العُمانية



*للحصول على أوراق عمل لجميع الصفوف وجميع المواد اضغط هنا

<https://almanahj.com/om>

* للحصول على أوراق عمل لجميع مواد الصف الثاني اضغط هنا

<https://almanahj.com/om/2>

* للحصول على جميع أوراق الصف الثاني في مادة لغة انجليزية ولجميع الفصول, اضغط هنا

<https://almanahj.com/om/2english>

* للحصول على أوراق عمل لجميع مواد الصف الثاني في مادة لغة انجليزية الخاصة بـ الفصل الثاني اضغط هنا

<https://almanahj.com/om/2english2>

* لتحميل كتب جميع المواد في جميع الفصول للـ الصف الثاني اضغط هنا

<https://almanahj.com/om/grade2>

* لتحميل جميع ملفات المدرس Awash Um اضغط هنا

للتحدث إلى بوت على تلغرام: اضغط هنا

https://t.me/omcourse_bot

Al-Qabil for Basic Education



Grade 2.

Unit3 Worksheets

Um Awash





بسم الله الرحمن الرحيم

عزيزتي الام القاضية المتعاونة معنا دائما للارتقاء بمستوى ابنائنا الطلبة نقدم بين يديك ملخص بسيط لكل وحدة من وحدات الكتاب من اجل متابعة ابنك او ابنتك في المنزل شاكرين لك حسن تعاونك معنا فلك جزيل الشكر و التقدير.

في الصباح In the morning.

- I get up. انهض من النوم
- I wash my face. اغسل وجهي
- I brush my teeth . انظف اسناني
- I pray . اصلي
- I comb my hair. امشط شعري
- I get dress. اللبس ملابسي
- I eat breakfast. اكل الفطور.
- I go to school. اذهب الى المدرسة.

In the afternoon

- I eat lunch اكل الغداء
- I take shower استحم
- I do my homework اكتب واجباتي
- I watch TV. اشاهد التلفاز.

في المساء At night

- I eat dinner. اكل وجبة العشاء.
- I brush my teeth . انظف اسناني
- I go to bed. اذهب لنوم

كم الساعة الان? What is the time?

- It is nine o'clock.
- It is 9:00
- It is 6.00
- It is 7.00
- it is 1.00

اجزاء المنزل Parts of the House.

- Bed room. غرفة النوم.
- Bathroom. الحمام
- Kitchen. المطبخ
- Dining room. غرفة الطعام.
- living room. غرفة المعيشة.

- She gets dress. تلبس ملابسها.
- She eats breakfast. تاكل الفطور.
- She goes to school. اذهب الى المدرسة.

- He eats dinner. ياكل وجبة العشاء.
- He brushes his teeth. ينظف أسنانه.
- He goes to bed. اذهب لنوم



Read and Match:

get up •



get dressed •



eat breakfast •



wash my face •



go to school •




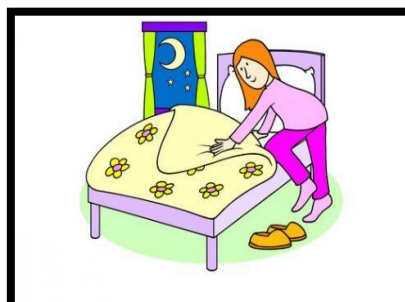
brush my teeth •



Read and Write:



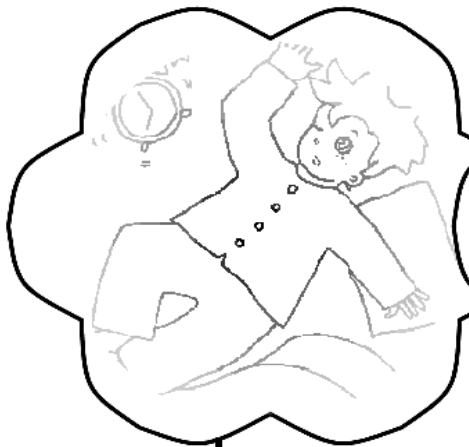
**get up - get dressed - wash my face -
eat breakfast -go to school - brush my teeth
go to bed -watch tv- have a shower**




My morning

My name is _____


In the morning I...




wake up



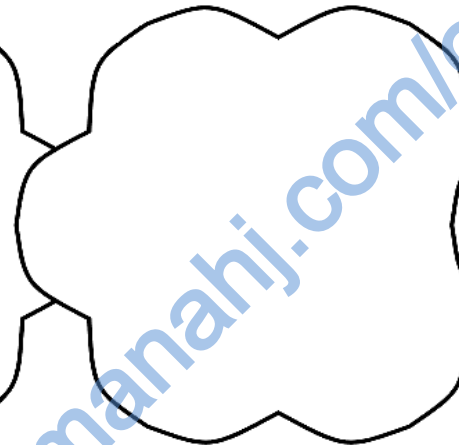
get up




take a shower




wash my face




brush my teeth




get dressed




brush my hair



eat breakfast



go to school



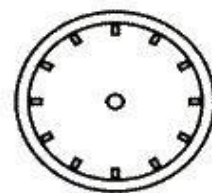
My day...

My name is _____



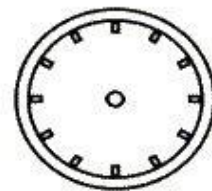
I _____

at



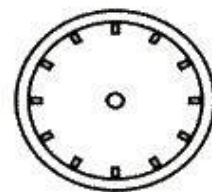
I _____

at




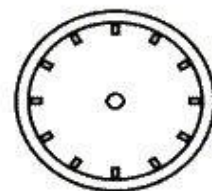
I _____

at



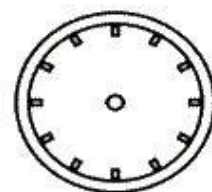
I _____

at



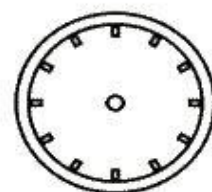
I _____

at



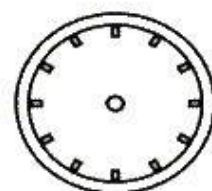
I _____

at



I _____

at



go to school eat dinner get up leave school
eat lunch go to bed eat breakfast



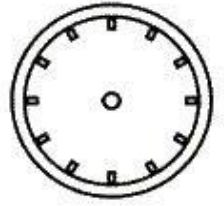


My day...


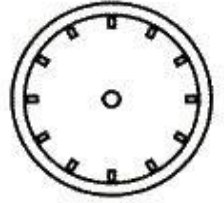
My name is _____



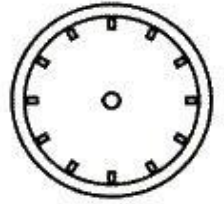
I get up at



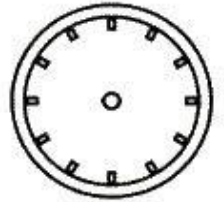
I eat breakfast at



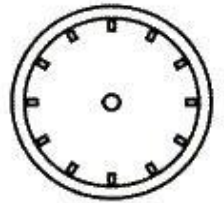
I go to school at



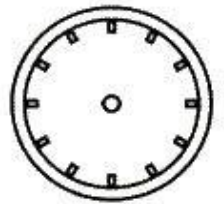
I eat lunch at



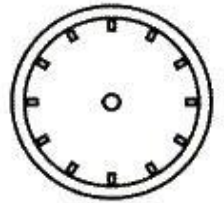
I leave school at



I eat dinner at



I go to bed at





على ولي الأمر مساعدة الطالب على تمييز وحفظ الأوقات والوجبات خلال اليوم



In the morning



In the afternoon




At night



breakfast



lunch



dinner





Um Awash



Read and Write

**afternoon - lunch - night- dinner- morning-
breakfast**



When do you do this?



Read ,Sort and write:

get up - get dressed - wash my face - eat breakfast -
go to school - brush my teeth
go to bed - watch tv - eat lunch - eat dinner- eat breakfast-
have a shower

In the morning	In the afternoon	At night





Write the words in correct order:

get up - at - 1 - 6 o'clock.



1-----


goes - school - at - to - 7 o'clock - She



goes - bed - at - to - 9 o'clock - She



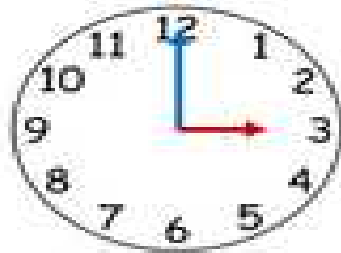




LO: To tell the time using the hour and minute hands.

Success Criteria:

- 1 - I can show different o'clock times on my clock.
- 2 - I can write what time is shown on the clock.
- 3 - I can draw different o'clock times using red for the hour hand and blue for the minute hand.



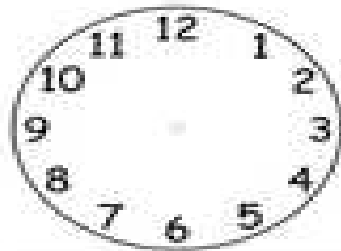
___ o'clock



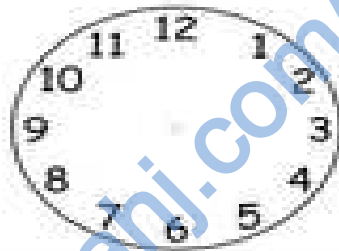
___ o'clock



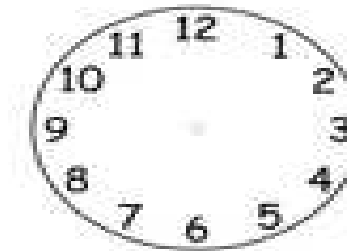
___ o'clock



1 o'clock

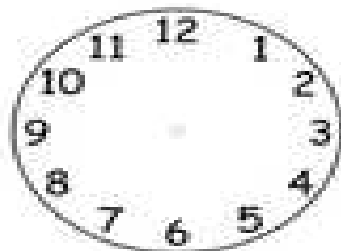


4 o'clock



8 o'clock

Extension: I can draw and write my own times on the clocks.









Um Awash





What's the time Mr Wolf?



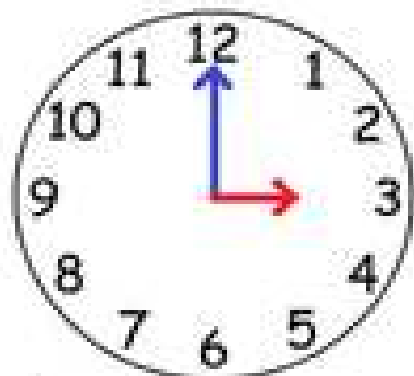
o'clock



o'clock



o'clock



o'clock



o'clock



o'clock



Match the Time



View the time on the clocks. Draw a line from the time to the correct time on the clock.



3 o'clock



7 o'clock



6 o'clock



10 o'clock



4 o'clock



9 o'clock



12 o'clock



2 o'clock



11 o'clock




5 o'clock



1 o'clock



8 o'clock





get dressed



read a book



get up



have a shower



go to bed



sleep



brush (my) teeth



have breakfast



go to school



have lunch



do the homework



play with friends



29

Activity. Numbers: Ten to twenty

Name: _____ Date: _____




Match the number with its name

- | | |
|-----------|----|
| TEN | 13 |
| ELEVEN | 16 |
| TWELVE | 11 |
| THIRTEEN | 19 |
| FOURTEEN | 17 |
| FIFTEEN | 12 |
| SIXTEEN | 10 |
| SEVENTEEN | 15 |
| EIGHTEEN | 20 |
| NINETEEN | 18 |
| TWENTY | 14 |



Counting On Caterpillars

Directions: Fill in the missing numbers. Color the pictures.





Name: _____

1. Trace Numbers

0	1	2	3	4
5	6	7	8	9


2. Write Missing Numbers

6	7	8	9	
				20



NUMBERS

ENGLISH
&
FUN




Complete:

11 EL_V_N



12 _WE_V_

13 TH_RT__N




14 F__RTEEN

15 _I_TEEN



16 ___TEEN

17 SE__NT__N

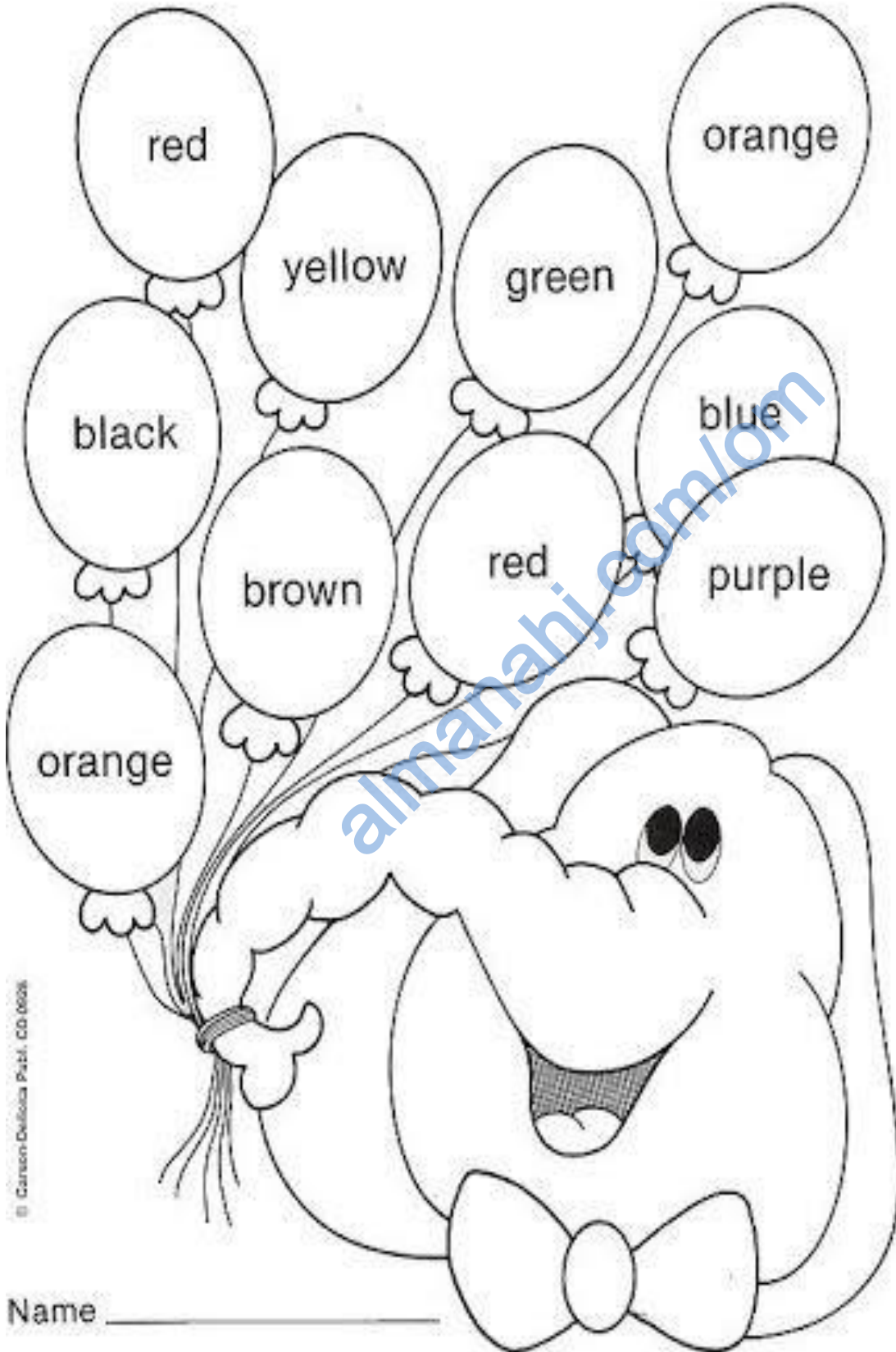


18 EIG__EEN

19 NI__T_EN



20 TW__TY



Name _____

Color By Number



1 = green

2 = brown

3 = skin

4 = blue

5 = yellow

6 = pink

7 = red

8 = orange



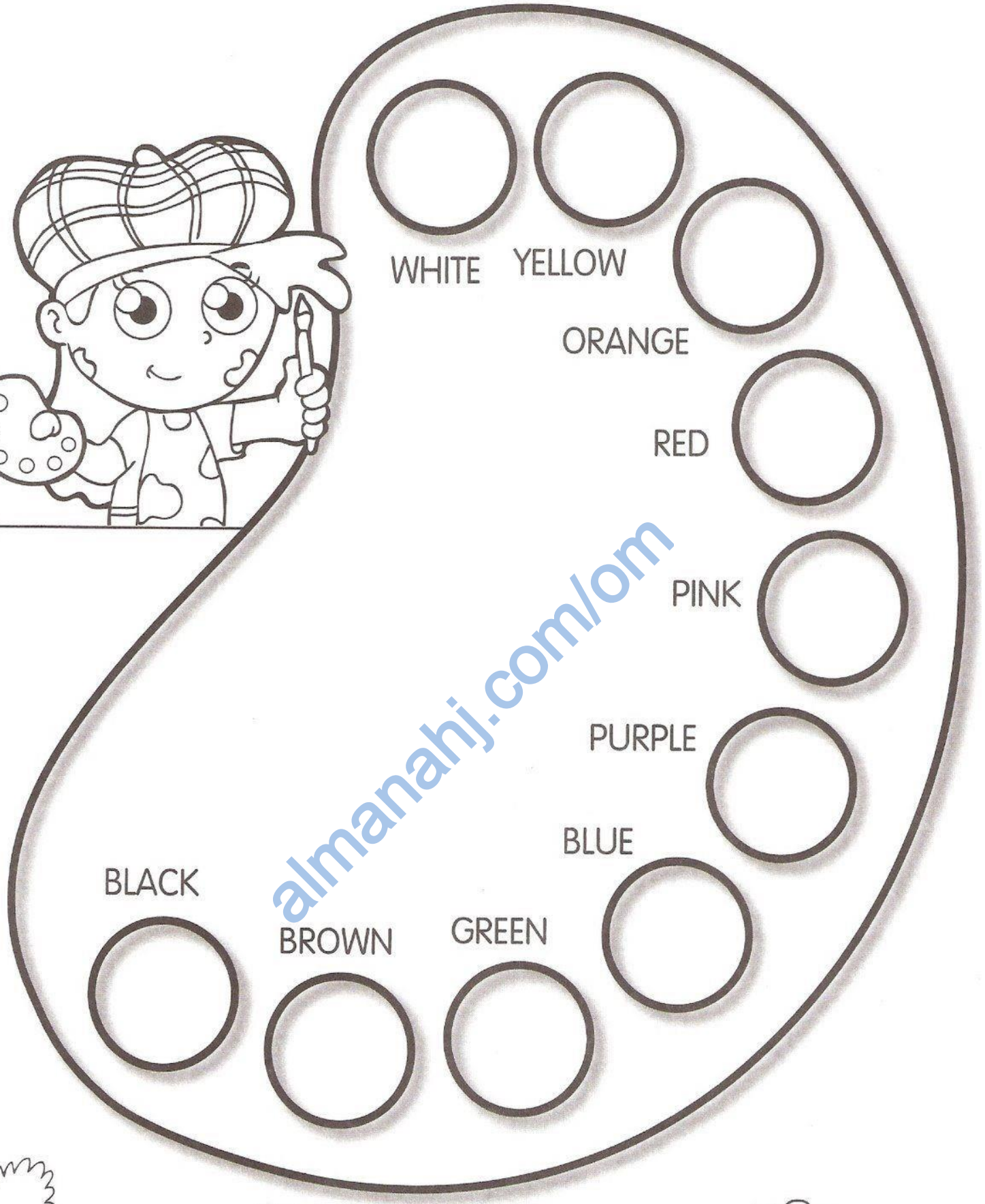


Painting Name: _____

Color Words

Directions: Read the color words. Color the paint cans the correct colors.





WHITE

YELLOW

ORANGE

RED

PINK


PURPLE

BLUE

BLACK

BROWN


GREEN



I can



Reading worksheets



Name: _____

I Can Read!

Sight Word Fluency


Read 3 times for fluency. Highlight the sight word:



The bird is blue.



The cat is brown.



The dog is black.



The chick is yellow.




The fish is red.



The bear is white.



Name: _____



I Can Read Simple Sentences

Get Ready:

I

see

the

I see the cat.

I see the pan.


I see the dam.

I see the bat.

I see the map.



Match the pictures with the words.



Read the sentences three times.

--	--	--

Copy your favorite sentence.

© All Students Can SHINE



Name: _____

Reading Comprehension

Max the Cat

I have a cat.

His name is Max.

My cat is fat.

My cat is orange.



1. I have a _____

- a. cat
- b. bat
- c. rat



2. His name is _____

- a. Mat
- b. Max
- c. Rex



3. My cat is _____

- a. fat and black
- b. fat and orange
- c. little and orange



© Reading & Writing Coach, 2015



Reading Fluency

Get Ready:
 like
 play
 with
 my

I
 I like
 I like to
 I like to play
 I like to play with
 I like to play with my
 I like to play with my friend.



Read the text 3 times and color a ball each time. 

Who do I like to play with?

Draw a picture to go with the text.

Trace the words:

like play with my

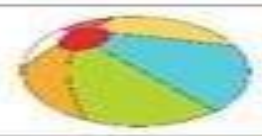
Name: _____

have

I have a bike.
 My bike is big.



I have a ball.
 My ball is big.



I have a dog.
 My dog is big.



I have a fish.
 My fish is little.



Color a star each time you read all the sentences.



Name _____

I Can READ!

Simple Story #3



My Funny Pets

I have a funny dog.

I have a funny cat.

My dog has a blue and yellow hat.

My cat has a red and blue hat.

Do you have a pet with a hat?

My pets are funny.



Name: _____

I Can Read Simple Stories!

Directions: Read the story. Highlight the -at family words.

Answer the questions. Write the correct word on the line.



Pat the Cat

I have a cat. His name is Pat.

Pat will not play.

Pat will not run. Pat likes to sit all day. He sits on a mat.

Pat, the cat, is too fat.

1. The cat's name is

_____.

- | | | |
|---------------------------|---------------------------|---------------------------|
| <input type="radio"/> Rat | <input type="radio"/> Pat | <input type="radio"/> Cat |
|---------------------------|---------------------------|---------------------------|

2. Pat will not

_____.

- | | | |
|---------------------------|---------------------------|----------------------------|
| <input type="radio"/> sit | <input type="radio"/> run | <input type="radio"/> play |
|---------------------------|---------------------------|----------------------------|

3. Pat likes to sit on a

_____.

- | | | |
|---------------------------|---------------------------|---------------------------|
| <input type="radio"/> mat | <input type="radio"/> hat | <input type="radio"/> bat |
|---------------------------|---------------------------|---------------------------|

4. Pat, the cat, is

_____.

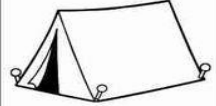
- | | |
|---------------------------|---------------------------|
| <input type="radio"/> sat | <input type="radio"/> fat |
|---------------------------|---------------------------|




Name:

Read the following sentences and color the pictures to match.

The tent is blue.



The shell is pink.




The crab is red.



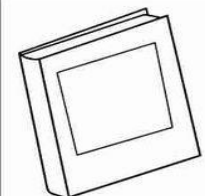
The grass is green.



The flower is yellow.



The book is orange.





Name _____

I Can Read !

Read the passage 3 times for fluency.

Highlight the word: **big**.

Circle the word: **dog**.

Underline the word: **ball**.

big

big

big

I have a pet dog.

My pet dog is big.

My big dog has a big ball.

He likes his big ball.

The big ball is blue



Ist Read	
2nd Read	
3rd Read	

