

شكراً لتحميلك هذا الملف من موقع المناهج العمانية



حل أنشطة دروس الوحدة السابعة windy Its

موقع المناهج ← المناهج العمانية ← الصف الثاني ← لغة انجليزية ← الفصل الثاني ← الملف

تاريخ نشر الملف على موقع المناهج: 13:37:12 2023-04-14

التواصل الاجتماعي بحسب الصف الثاني



روابط مواد الصف الثاني على تلغرام

[الرياضيات](#)

[اللغة الانجليزية](#)

[اللغة العربية](#)

[التربية الاسلامية](#)

المزيد من الملفات بحسب الصف الثاني والمادة لغة انجليزية في الفصل الثاني

[مذكرة رائعة مصورة لتعلم المفردات والقراءة](#)

1

[home at is Who حل أنشطة دروس الوحدة الثامنة](#)

2

[windy Its حل أنشطة دروس الوحدة السابعة](#)

3

[apples like you Do حل أنشطة دروس الوحدة السادسة](#)

4

[animals the See حل أنشطة دروس الوحدة الخامسة](#)

5



It's windy!

Unit objectives

to talk about the weather and clothes

Language

Vocabulary	Weather: cloudy, cold, foggy, hot, rainy, snowy, stormy, sunny, windy Clothes: boots, coat, jumper, shoes, shorts, skirt, T-shirt, trousers
Grammar	<i>What's the weather like? It's (cloudy). I'm wearing a (T-shirt) and (shorts).</i>
Functions	<i>Take off your (jumper). Put on your (coat).</i>

Learning outcomes

Listening	<ul style="list-style-type: none"> • Develop an awareness of intonation patterns when listening • Listen and understand familiar words and set phrases in short and simple texts on familiar topics • Listen and understand the overall meaning of very short and simple texts on familiar topics • Listen and respond appropriately to peers and adults • Listen to rhymes, chants and songs and sing them • Respond to factual questions • Identify core vocabulary
Speaking	<ul style="list-style-type: none"> • Articulate words in connected speech • Pronounce learned words using correct stress and intonation • Recite songs and rhymes individually and chorally • Name familiar objects • Describe familiar objects • Respond verbally to direct questions, instructions and visual inputs • Act out parts of a picture story using simple actions and words • Ask and answer simple questions on familiar topics
Reading	<ul style="list-style-type: none"> • Follow words, phrases and sentences in English from left to right • Read the most common high frequency words • Recognise the effect of word spacing and simple punctuation when reading • Read and re-read very short and simple texts • Read and understand the overall meaning of very short, simple texts with the help of pictures
Writing	<ul style="list-style-type: none"> • Write correctly formed letters and words moving from left to right using four lines • Use segmenting strategies to write new words • Write lower- and upper-case letters legibly • Write phrases/sentences using spacing, capitalisation and full stops • Spell frequently used words correctly • Write very short, simple sentences on familiar topics • Write short, simple descriptive texts on familiar topics if provided with key words and supported by pictures
Cognitive skills	<ul style="list-style-type: none"> • Draw pictures to represent vocabulary and familiar concepts • Use own ideas for doing creative activities like colouring, drawing and building to represent vocabulary and familiar concepts • Use gesture and posture inclusively (e.g. sits in a circle, looks at other children, waves to other children, points to where they could sit)

- Observe rules of games when playing with other children
- Take turns in shared activities
- Listen carefully, attend to and take account of what others say
- Understand the steps needed to complete the activity
- Say if they feel happy with what they have done
- Recognise when a task has been completed
- Say if a task has been completed well
- Stay engaged and focused on short tasks, to not get distracted
- Match objects, people, letters, pronunciations and words
- Guess words from illustrations in storybooks
- Understand and carry out basic instructions for class/school
- Express basic likes/dislikes and agreement/disagreement
- Use simple, polite forms of greetings, introductions and farewells (i.e. saying hello, please, thank you and sorry)
- Listen while others are talking
- Share and take turns when speaking
- Respond appropriately to questions
- Ask and answer simple questions

Key competences

Linguistic competence: use language as an instrument for communication (L. 1–7)

Mathematical, scientific and technological competences: use numbers to complete an activity (L. 2)

Digital competence: use Class Book and Activity Book eBook (L. 1–7)

Social and civic competences: learn to be creative (L. 2; L. 5); learn to give instructions (L. 6)

Cultural awareness and expression: express Omani identity (L. 1–7)

Learning to learn: reflect on what has been learnt and self-evaluate progress (L. 1–7); using previous knowledge (L. 1); following instructions (L. 1–7); personalisation of language learnt (L. 5 and 7)

Initiative and entrepreneurship: choose a topic for the project (L. 5)

Future skills

Critical thinking	Predicting (L. 1, 2 and 4); Problem solving (L. 2 and 7); Logical thinking (L. 2); Defining and describing (L. 1, 3, 4 and 5); Finding information (L. 2, 3 and 5); Planning (L. 5); Reflecting on learning (L. 1–7)
Creativity	Draw a sandcastle (L. 2)
Communication	Describing weather and clothes (L. 1 and 3); Cut-outs game (L. 4); Functional dialogue (L. 6)
Collaboration	Project groupwork (L. 5); Acting out (L. 2 and 6)

Sounds and Spelling Book

Sounds: a, e, ai, ay; oi, oy

Tricky words: Review and consolidation

Evaluation

- Assessment for Learning: throughout the unit (see detailed notes in the lesson plans)
- Self-assessment: Class Book pp. 42 and 59; Activity Book p. 37
- Picture dictionary: Activity Book p. 54
- Unit 7 Extra practice: Activity Book p. 38
- Unit 7 Photocopiable Resources (optional): Vocabulary 1 and 2, Grammar 1 and 2, Communication, Song, Story, Culture, English in Action, Sounds and Spelling, CLIL
- Unit 7 Quiz

External tests

Class Book

Pre A1 Starters, Reading and Writing Part 1

Pre A1 Starters, Speaking Part 3

Pre A1 Starters, Listening Part 4

Activity Book

Pre A1 Starters Reading and Writing Part 5

Practice

Class Book

7 **It's windy!**

What weather words do you know?

It's stormy.

It's cold and snowy.

It's rainy.

It's foggy.

It's hot and sunny.

It's windy.

It's cloudy.

How many cars can you see? **Three**
What colour is the slide? **Blue**
What colour is the kite? **Yellow**

34 chuzi fu er

Lesson 1, part 1

Vocabulary and Grammar



2 Listen and stick. Then listen and say.

1 2 3 4 5

sunny cloudy rainy windy foggy

6 7 8 9

stormy snowy hot cold

3 Look at page 34. What's the weather like?

4 Listen and chant.

<p>What's the weather like today? What's the weather like?</p> <p>It's and it's .</p> <p>It isn't or .</p> <p>It isn't or .</p> <p>It's and today.</p>	<p>What's the weather like today? What's the weather like?</p> <p>It's and it's .</p> <p>It isn't or .</p> <p>It isn't or .</p> <p>It's and today.</p>
---	---

5 Look at Activity 2. Ask and answer.

What's the weather like? It's windy.

What's the weather like? It's cloudy.

Practice

Activity Book

7 It's windy!

1 Listen and write.

blue three ~~parrot~~ cat

- 1 What pets can you see? A parrot and a cat
- 2 What colour is the side? It's blue
- 3 How many cars can you see? Three

2 Look and write.

sunny cloudy ~~rainy~~ windy foggy
stormy snowy hot cold



- 1 rainy 2 hot 3 windy 4 cold 5 sunny



- 6 stormy 7 snowy 8 foggy 9 cloudy

30 chery

Lesson 1, part 2

Vocabulary and Grammar

7

3 Listen and tick (✓) or cross (X).



4 Look and write.

foggy ~~rainy~~ windy stormy
~~sunny~~ snowy cloudy cold



- 1 It's rainy
It isn't sunny



- 2 It's cold
It isn't foggy



- 3 It's windy
It isn't cloudy



- 4 It's stormy
It isn't snowy

chery one 31

Practice

Class Book

Story



- 1 **Before you read** Can you find the rabbits?
- 2 **Watch or listen and read.**

Bad weather

1 What's the weather like, Jack?

It's cold. Bri! I'm wearing a jumper and trousers.

2 Is it raining?

No, it isn't raining. It's foggy.

3 Hey! Let's make a sandcastle!

Good idea!

Here you are, Fatma! Put this on!

rabbits

4 Later... It's hot and sunny now.

Look, Polly has got a hat!

5 Later... Oh, no! It's windy.

Polly, stop!

Uh-oh! Where's Atomic?

94 **dirty 102** **In the sandcastle.** Where's Atomic?

Lesson 2, part 1

7



3 **After you read** Look at the story. Read and number.

It's sunny. **2** It's stormy. **4**

It's windy. **3** It's foggy. **1**

4 **Act out the story.**

5 **Draw your clothes in stormy weather.**



Wakes
Be prepared

Practice

Activity Book

Story

Lesson 2, part 2

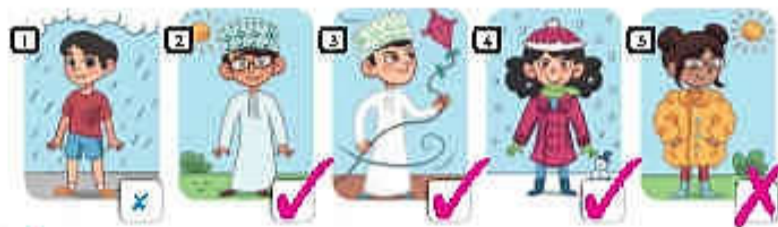
1 **Ask to read** Remember the story. Read and write True or False.



- 1 It's hot and sunny now.
- 2 It's hot. I'm wearing boots!
- 3 The weather is bad today!
- 4 Oh no! Now it's sunny.

True
False
True
False

2 **Yeses** Look and tick (✓) or cross (✗).



3 **Look and colour.**



Practice

Class Book

Lesson 3, part 1

Vocabulary and Grammar

1 Listen and say. Then listen and tick (✓). What's missing?

T-shirt ✓	skirt ✓	jumper ✓	coat <input type="checkbox"/>
-----------	---------	----------	-------------------------------

shorts ✓	shoes ✓	trousers ✓	boots ✓
----------	---------	------------	---------

2 Listen and sing.

<p>It's sunny in my garden. It's very hot today. I'm wearing a skirt and a T-shirt. And shoes on my feet. I'm wearing shorts and a T-shirt. No shoes on my feet.</p>	<p>It's snowy in my garden. It's very cold today. I'm wearing a coat and trousers. And boots on my feet. I'm wearing a jumper and trousers. And shoes on my feet.</p>
--	---

3 Play a guessing game.

I'm wearing a jumper, trousers, and shoes.
What's the weather like?

It's cold!

38 crazy-eggs
Activitybook Unit 1
Lesson 3 part 2

Practice

Activity Book

Lesson 3, part 2 Vocabulary and Grammar 7

1 Look, write and match.

boots trousers skirt shorts shoes ~~T-shirt~~ jumper coat

2 Look and write.

a jumper a coat shorts a skirt
trousers boots a T-shirt shoes

1 I'm wearing a T-shirt shorts and shoes.

2 I'm wearing a coat a jumper and boots.

3 I'm wearing a jumper, trousers and boots.

4 I'm wearing a T-shirt, a skirt and shoes.

thirty three 33

Practice

Class Book

Lesson 4, part 1 Skills 7

1 Listen and colour.



2 Cut out. Then listen and play.



Activity Book, Unit 7
Lesson 4, part 2

dirty nine 33

Practice

Activity Book


Skills

Lesson 4 part 2

1 Read and colour.

1 I'm wearing a yellow hat, a blue t-shirt and red shorts. It's hot and sunny.

2 I'm wearing a green coat, purple trousers and brown boots. It's cold and snowy.



2 Read, draw and write.



1 It's hot and sunny.

What are you wearing?

I'm wearing _____
 _____ and _____

2 It's cold and snowy.

What are you wearing?

Practice

Class Book



Lesson 5
Part 1
CULTURE

Sandstorms



My name's Khalid. I live in Bediya. Today there is a sandstorm here. Be careful!



sandstorm

In a sandstorm it's very windy. You can't see the houses and buildings.



road sand

Look! The roads and cars are orange because of the sand.



hurry

In a sandstorm we hurry home. We close the doors and windows. We stay in the house.

- 1 Before you read: What's the weather like today?
- 2 Listen and read.
- 3 Find out more! Watch the video.
- 4 After you read: Activity Book, page 35.

Project Lesson 5, part 2

Make a poster about your favourite weather.

- 1 Think about your favourite weather to write about and to draw.
- 2 Write a sentence about what you wear in this weather.
- 3 Draw yourself in that weather.
- 4 Show your poster to the class and talk about it.
- 5 Have a class vote: what's your favourite weather?



It's sunny. I'm wearing a dahdasha and a hat.

40  **Aray**

Activity Book

Lesson 5, part 1



1 Look and write.

sand sandstorm road hurry



sand



hurry



sandstorm



road

2 **Altogether read.** Read and tick (✓) or cross (X).

- 1 Khalid lives in Bediya. ✓
- 2 There is a sandstorm here today. ✓
- 3 You can see the houses and buildings. X
- 4 The roads and cars are orange because of the sand. ✓
- 5 In a sandstorm we hurry home. ✓
- 6 We open the doors and windows. X



Practice

Class Book



Sandstorms



My name's Khalid. I live in Bediya. Today there is a sandstorm here. Be careful!



sandstorm

In a sandstorm it's very windy. You can't see the houses and buildings.



road

sand

Look! The roads and cars are orange because of the sand.



hurry

In a sandstorm we hurry home. We close the doors and windows. We stay in the house.

- 1 **Before you read** What's the weather like today?
- 2 **Listen and read.**
- 3 **Find out more! Watch the video.**
- 4 **After you read** Activity Book, page 35.

Project Lesson 3, part 2

Make a poster about your favourite weather.

- 1 Think about your favourite weather to write about and to draw.
- 2 Write a sentence about what you wear in this weather.
- 3 Draw yourself in that weather.
- 4 Show your poster to the class and talk about it.
- 5 Have a class vote: what's your favourite weather?



It's sunny. I'm wearing a dshdasha and a hat.

40 **Activity**

Practice


Class Book

Lesson 6, part 1

English in action
Giving instructions

1 Listen and read.

1




Brrr. It's cold.

Put on your coat!

Good idea.

2



Pheew! It's hot.

Take off your jumper!

Good idea.

2 Act out the dialogues. Use different weather and clothes.

windy sunny snowy hot boots

3 Read and match.

1 Brrr. It's cold!




2 Pheew! It's hot!

3 It's rainy!

a Put on your boots!

b Put on your jumper!

c Take off your coat!

Activity Book: Unit 7
Lesson 6, part 2 forty-one 41

English in action Giving instructions

Lesson 6, part 2

1 Read and circle.

1 It's windy!

Put on your
coat T-shirt!

2 It's cold!

Put on your
jumper boots!

3 It's hot!

Take off your
shoes jumper!

2 Write, draw and colour. Then act out.

hot rainy sunny cold hat coat boots

1 Brr. It's _____.

Put on your

_____!

Good idea.

2 Phew! It's _____.

Take off your

_____!

Good idea.

Blank box for drawing and acting out scenario 1. Includes a small box at the bottom with the text "It's _____".

Blank box for drawing and acting out scenario 2. Includes a small box at the bottom with the text "It's _____".

Practice

Class Book

Review

Lesson 7, part 1

1 Listen and tick (✓).



2 Look and write.

shorts a jumper a skirt shoes



I'm wearing a skirt.



I'm wearing shoes.



I'm wearing a jumper.



I'm wearing shorts.

3 Go to the Progress path on page 59.

42 *Aray cwa*

Activity Book Unit 7
Lesson 7 part 1

Unit 8
Ama is making the bed. Where is she?

Unit 8
Ahmed is washing his toys. He is n't in the garden. Where is he?

Unit 7
It's cold. I put this on. It's not a coat. What is it?
a jumper

Unit 7
It's rainy. I put these on. What are they?
boots

Well done!

My name _____

Activity Book

Lesson 7, part 1

Review 7

1 Look and write.

foggy hot windy rainy snowy stormy ~~sunny~~ ~~cloudy~~

1 It's sunny
It isn't cloudy

2 It's foggy
It isn't windy

3 It's stormy
It isn't hot

4 It's rainy
It isn't snowy

2 Read, write and draw.

1 What's the weather like today?
It's _____ and _____
It isn't _____

2 What are you wearing today?
I'm wearing _____

Busy seven 37

Extra practice

Extra practice

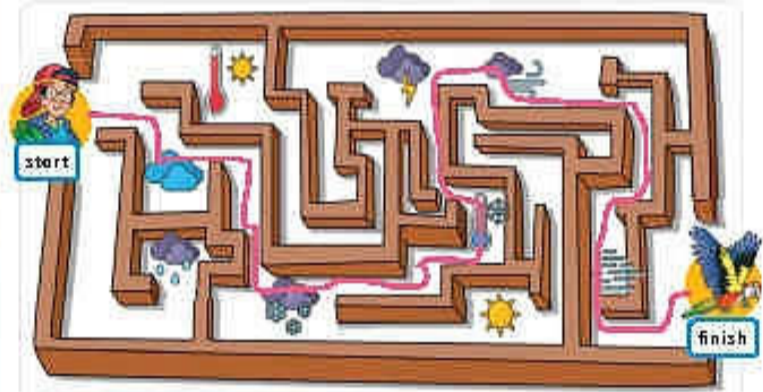
Lesson 7, part 1

1 Find and circle.



2 Look and write. Then find and tick (✓).

<input checked="" type="checkbox"/>	windy	<input type="checkbox"/>	hot
<input checked="" type="checkbox"/>	foggy	<input checked="" type="checkbox"/>	cold
<input type="checkbox"/>	sunny	<input checked="" type="checkbox"/>	stormy
<input checked="" type="checkbox"/>	cloudy	<input type="checkbox"/>	rainy
<input checked="" type="checkbox"/>	snowy		



Practice

Class Book

Lesson 7, part 2 7

Get ready for...

Pre A1 Starters Reading and Writing Part 1

1 Look and read. Put a tick (✓) or a cross (✗) in the box.

1		2	
	It's rainy. It isn't sunny. ✗		It's cold. It isn't hot. ✓
3		4	
	It's stormy. It isn't foggy. ✗		It's sunny. It isn't cloudy. ✗
5		6	
	It's rainy. It isn't snowy. ✓		It's windy. It isn't stormy. ✓

Pre A1 Starters Speaking Part 3

2 Look at the pictures in Activity 1. Ask and answer.



Number 1. What's the weather like?



It's sunny. It isn't rainy.

Activity Book Unit 7 Lesson 7, part 2 43


Activity Book

Lesson 7, part 2 7

Get ready for...

Pre A1 Starters Reading and Writing Part 5

1 Look at the pictures and read the questions. Write one-word answers.



- 1 What's the weather like? It's sunny.
- 2 What are you wearing? A green shirt and blue shorts.



- 3 What's the weather like? It's snowy.
- 4 What are you wearing? A yellow coat and brown boots.

Activity Book Unit 7 Lesson 7, part 2 44