

شكراً لتحميلك هذا الملف من موقع المناهج العمانية



حل أنشطة دروس الوحدة الخامسة animals the See

[موقع المناهج](#) ← [المناهج العمانية](#) ← [الصف الثاني](#) ← [لغة انجليزية](#) ← [الفصل الثاني](#) ← [الملف](#)

تاريخ نشر الملف على موقع المناهج: 21:57:49 2023-04-13

التواصل الاجتماعي بحسب الصف الثاني



روابط مواد الصف الثاني على تلغرام

[الرياضيات](#)

[اللغة الانجليزية](#)

[اللغة العربية](#)

[التربية الاسلامية](#)

المزيد من الملفات بحسب الصف الثاني والمادة لغة انجليزية في الفصل الثاني

[مذكرة رائعة مصورة لتعلم المفردات والقراءة](#)

1

[home at is Who حل أنشطة دروس الوحدة الثامنة](#)

2

[windy Its حل أنشطة دروس الوحدة السابعة](#)

3

[apples like you Do حل أنشطة دروس الوحدة السادسة](#)

4

[animals the See حل أنشطة دروس الوحدة الخامسة](#)

5



See the animals!

Unit objectives

to learn about taking care of pets

Language

Vocabulary	Pets: <i>cat, dog, fish, hamster, mouse, parrot, rabbit, snake, spider, tortoise</i> Animal body: <i>feathers, fur, shell, tail, teeth, wings</i> Adjectives: <i>big, small, long, short</i>
Grammar	<i>What are these? They're (cats).</i> <i>It's got (big teeth).</i>
Functions	<i>Have you got a pet?</i>

Learning outcomes

Listening	<ul style="list-style-type: none"> • Develop an awareness of intonation patterns when listening • Listen and understand familiar words and set phrases in very short and simple texts on familiar topics • Listen and understand the overall meaning of very short and simple texts on familiar topics • Listen and respond appropriately to peers and adults • Listen to rhymes, chants and songs and sing them • Respond to factual questions • Identify core vocabulary
Speaking	<ul style="list-style-type: none"> • Articulate words in connected speech • Pronounce learned words using correct stress and intonation • Recite songs and rhymes individually and chorally • Name familiar objects • Describe familiar objects • Respond verbally to direct questions, instructions and visual inputs • Act out parts of a picture story using simple actions and words • Ask and answer simple questions on familiar topics
Reading	<ul style="list-style-type: none"> • Follow words, phrases and sentences in English from left to right • Read the most common high frequency words • Recognise the effect of word spacing and simple punctuation when reading • Read and re-read very short and simple texts • Read and understand the overall meaning of very short, simple texts with the help of pictures
Writing	<ul style="list-style-type: none"> • Write correctly formed letters and words moving from left to right using four lines • Use segmenting strategies to write new words • Write lower and upper case letters legibly • Write phrases/sentences using spacing, capitalisation and full stops • Spell frequently used words correctly

	<ul style="list-style-type: none"> • Write very short, simple sentences on familiar topics • Write short, simple descriptive texts on familiar topics if provided with key words and supported by pictures
Cognitive skills	<ul style="list-style-type: none"> • Participate in drama-based activities which allow for personal interpretation • Listen and respond physically to songs, rhymes and chants • Engage with others to make sense of things around them • Observe rules of games when playing with other children • Take turns in shared activities • Say whether or not they like a story, song or game • Recognise a problem (e.g. something doesn't work) and tell the teacher about it • Share and take turns when speaking

Key competences

Linguistic competence: use language as an instrument for communication (L. 1–7)

Mathematical, scientific and technological competences: use numbers to complete an activity (L. 3 and 5)

Digital competence: use Class Book eBook (L. 1–7)

Social and civic competences: learn to be creative (L. 2, 3 and 5); learn to talk about pets (L. 6)

Cultural awareness and expression: raise awareness of cultural similarities and differences (L. 5)

Learning to learn: reflect on what has been learnt and self-evaluate progress (L. 1–7); using previous knowledge (L. 1 and 2); following instructions (L. 1–7); personalisation of language learnt (L. 5 and 6)

Initiative and entrepreneurship: choose a topic for the project (L. 5)

Future skills

Critical thinking	Predicting (L. 2 and 3); Problem solving (L. 2 and 7); Logical thinking (L. 2, 3 and 5); Defining and describing (L. 1, 3, 4, 5, 6); Finding information (L. 2 and 5); Planning (L. 3 and 5); Reflecting on learning (L. 1–7)
Creativity	Drawing an animal's egg (L. 2); Writing a song verse (L. 3)
Communication	Presenting and describing animals (L. 1, 3 and 5); Asking and answering about animals; (L. 3, 4 and 6); Cut-outs game (L. 4); Functional dialogue (L. 6)
Collaboration	Project groupwork (L. 5); Acting out (L. 2 and 6)

Sounds and Spelling Book

Sounds: ir, ea

Tricky words: Review and consolidation

Evaluation

- Assessment for Learning: throughout the unit (see detailed notes in the lesson plans)
- Self-assessment: Class Book p. 18 and 58; Activity Book p. 15
- Picture dictionary: Activity Book p. 52
- Unit 5 Extra practice: Activity Book p. 16
- Unit 5 Photocopiables (optional): Vocabulary 1 and 2, Grammar 1 and 2, Communication, Song, Story, Culture, English in ActionΩ
- Unit 5 Quiz

External tests

Class Book

Pre A1 Starters Reading and Writing Part 4
Pre A1 Starters Listening Part 4

Activity Book

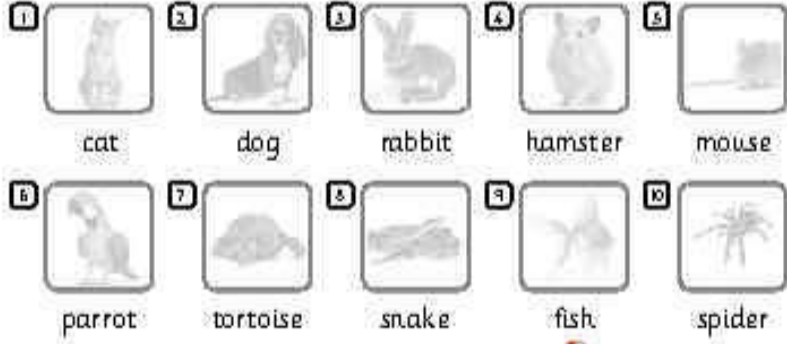
Pre A1 Starters Reading and Writing Part 2

Lesson 1, part 1

Vocabulary and Grammar

5

2 Listen and stick. Then listen and say.



3 Listen and chant.

one mouse – two mice
one fish – two fish

What are these? They're cats.
What are these? They're dogs.
Cats, dogs and rabbits.
Hamsters and mice.
One pet, two pets, three pets, four.
Can you help me find some more?

What are these? They're parrots.
What are these? They're fish.
Parrots, fish and spiders.
Tortoises and snakes.
One pet, two pets, three pets, four.
Can you help me find some more?

4 Find the animals on page 10. Ask and answer.

What's this?
They're rabbits.

It's a tortoise.
What are these?

What are these?
They're cats.

Practice

Activity Book

5

See the animals!

1 Listen and write.

~~orange~~ Atomic one

- 1 What colour is the scooter? It's orange.
- 2 How many bikes can you see? one.
- 3 He's got four legs. Who is it? It's Atomic.

2 Look and write. Then colour.

~~dog~~ parrot tortoise snake hamster
mouse cat fish spider rabbit

1 dog 2 tortoise 3 parrot 4 snake 5 hamster

6 cat 7 spider 8 mouse 9 fish 10 rabbit

3 egk

Lesson 1, part 2

Vocabulary and Grammar

5

3 Listen and tick (✓).

- 1
- 2
- 3
- 4

4 Look, match and write.

cats ~~fish~~ mice spiders

1 They're fish

2 They're mice

3 They're spiders

4 They're cats

4 nnc

Practice

Class Book

Story

Helpers Team

1 Before you read How many rabbits can you see?

2 Watch or listen and read.

five rabbits

The strange eggs

1 Look. Let's see the animals.
Good idea!
Yes, I like animals.

2 These are hamsters.
And these are baby rabbits. They're small.

3 What are these?
They're white mice.
And these are snakes.
It's OK, Polly. Don't worry!

4 Wow! It's a big spider!
It's got eight legs!
Oh, no! Where's Polly?


5 Look! What are these?
They're eggs.
Bad parrot! Bad cat!
Oh, dear.
What animals are inside the eggs?

tortoises

12 we've

Lesson 2, part 1

5



3 **Read: go & read** Look at the story. Read and circle.

- 1 They're **small** big rabbits.
- 2 They're brown **white** mice.
- 3 It's a **big** small spider.
- 4 They're parrot **tortoise** eggs.

4 **Act** Act out the story.

Values
Take care of animals.

5 **Draw** Think of a strange egg. What animal is inside? Draw it.

Activity Book Unit 3
Lesson 2, part 1

Sound and Spelling Book
Unit 5, Lesson 2

thirteen 13

Practice


Activity Book

Story Lesson 2, part 2

1 **After you read** Remember the story. Read, write and number.


hamsters mice ~~animals~~ eggs

They're eggs




4

Let's see the animals




1

These are hamsters




2


They're white mice





3


2 **Yeses** Look and circle:

1 
 yes / no

2 
 yes / no




3 
 yes / no


4 
 yes / no

5 
 yes / no

3 **Look and colour.**

The ~~strange~~ eggs



10 **ten**

Practice

Class Book

Vocabulary and Grammar

Lesson 3, part 1

1 Listen and say. Then listen and number.



2 Listen and find. Then listen and sing.

I've got a new pet.
Can you guess what it is?
I've got a new pet.
Now guess what it is!

It's got brown fur and it's got a long tail.
It's got four legs and it's got big teeth.
What is it? What is it? Can you guess?
It's a dog. Yes, it is.

It's got four legs and it's got a small head.
It's got a short tail and it's got a shell.
What is it? What is it? Can you guess?
It's a tortoise. Yes, it is.

3 Describe and guess.

It's small. It's got red feathers and a tail.
It's got two wings.

No, it isn't.

Yes, it is.

Is it a rabbit?

Is it a parrot?

4 Describe an animal for your classmate to draw.

It's got big teeth

Practice

Activity Book

Lesson 3, Part 2 Vocabulary and Grammar 5

1 Look and write.

tail fur shell wings teeth feathers

2 Look, read and circle.

1 It's got short fur. Is it a cat? Yes, it is. No, it isn't.

2 It's got a long tail. Is it a dog? Yes, it is. No, it isn't.

3 It's got a big shell. Is it a tortoise? Yes, it is. No, it isn't.

4 It's got feathers and two wings. Is it a parrot? Yes, it is. No, it isn't.

5 It's got small teeth. Is it a rabbit? Yes, it is. No, it isn't.

eleven 11

Practice

Class Book

Lesson 4 part 1

Skills 5

1 Listen and colour.



2 Cut out. Then listen and play.



Activity Book Unit 5
Lesson 4 part 2

Afternoon 15

Practice

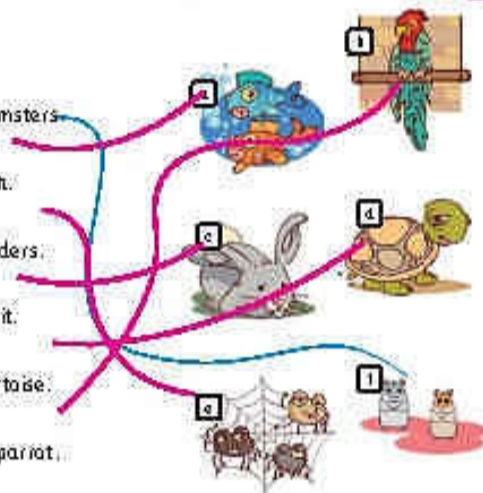
Activity Book

Skills

Lesson 4, part 2

1 Read and match.

- 1 What are these? They're hamsters.
- 2 What are these? They're fish.
- 3 What are these? They're spiders.
- 4 It's got big teeth. It's a rabbit.
- 5 It's got a short tail. It's a tortoise.
- 6 It's got long feathers. It's a parrot.




2 Choose, draw and write.

mice snakes tortoises fish hamsters parrots




Practice

Class Book




Lesson 5, part 1
CULTURE


Al Dimaniyyat Islands Nature Reserve



My name's Muna. I'm from Barka.




island



turtle

This is a turtle in the nature reserve. You can see lots of turtles here.



cage


This is An Naman Zoo. It's in Barka. It's got birds and snakes. They are in cages. We love the zoo!

- 1 **Before you read** What animals can you see in a zoo?
Do you like zoos?
- 2 **Listen and read.**
- 3 **Find out more!** Watch the video.
- 4 **After you read** Activity Book, page 13.

Project Lesson 5, part 2

Create an animal poster.

- 1 Choose an animal to write about and to draw.
- 2 Draw the animal.
- 3 Write *It's a ... It's got ...*
- 4 Show your poster to the class and talk about it.
- 5 Have a class vote: what's your favourite animal?



A TIGER

It's a tiger. It's got big teeth and short fur.

It's a tiger. It's got big teeth.

18 screen


Activity Book

Lesson 5, part 1



5

1 Read, circle and colour.



island / turtle



island / turtle

2 After you read Read and write Yes or No.

1 My name's Mina.

Yes

2 I'm from Baraka.

Yes

3 This is Al Dimaniyyat Islands Farm.

No

4 You can see lots of turtles here.

Yes

5 This is Al Naman School.

No


6 It's got cats and rabbits.

No




Practice – Project


Class Book




Al Dimaniyyat Islands Nature Reserve



My name's Muna. I'm from Barka.




island



turtle

This is a turtle in the nature reserve. You can see lots of turtles here.



cage

This is An Naman Zoo. It's in Barka. It's got birds and snakes. They are in cages. We love the zoo!

1 Before you read What animals can you see in a zoo? Do you like zoos?

2 Listen and read.


3 Find out more! Watch the video.

4 After you read Activity Book, page 13.

Project Lesson 5, part 2

Create an animal poster.

- 1 Choose an animal to write about and to draw.
- 2 Draw the animal.
- 3 Write *It's a... It's got...*
- 4 Show your poster to the class and talk about it.
- 5 Have a class vote: what's your favourite animal?



It's a tiger. It's got big teeth and short fur.

A TIGER

It's a tiger. It's got big teeth.

16 © Pearson

Practice

Class Book

Lesson 6, part 1

English in action
Asking about favourite animals

1 Listen and read.



What's your favourite animal?

My favourite animal is a cat.
What about you?

I love hamsters. Hamsters are my
favourite animals!

2 Act out the dialogue. Use different pets.

- fish
- mouse
- snake
- spider
- toroise

3 Read and order.

My favourite animal is a hamster. What about you? 2

I love cats! Cats are my favourite animals! 3

What's your favourite animal? 1



Practice

Activity Book

English in action
Asking about favourite animals

Lesson 6, part 2

1 Write, draw and colour. Then cut out.

What's your favourite animal?

My favourite animal is a



2 Read and match.

1 My favourite animal is a cat.

2 My favourite animal is a tortoise.

3 I love parrots.

4 I love rabbits.



Practice

Class Book

Review

Lesson 7, part 1

1 Look, circle and write.

tortoise mouse ~~cat~~ spider tortoises mice cats spiders

1  What's this? cat What are these? _____
 It's a cat They're _____



2  What's this? _____ What are these? spiders
 It's a _____ They're spiders



3  What's this? _____ What are these? tortoises
 It's a _____ They're tortoises

4  What's this? _____ What are these? _____
 It's a mouse They're _____

2 Look and write:

feathers shell teeth fur wings tail

1  It's got a shell 2  It's got wings
 and feathers

3  It's got a tail 4  It's got fur
 and teeth

3 Go to the Progress path on page 58.

15 sq.teen

Activity Book Unit 5 Lesson 7, part 1

Progress path

Read and write. Then stick.

Unit 5

It's got fur and four legs. It's got big ears and a small tail. It's not a hamster. What is it?

a rabbit.

Unit 6

This is a fruit. It's long. It's yellow. What is it?

Unit 5

It's got four legs. It's small. It's got a shell. What is it?

a tortoise.

Unit 6

These are vegetables. They're small. They're green. They're not beans. What are they?

Ready?

56 fifty eight

Activity Book

Lesson 7, part 1 Review 5

1 Look and write. They're It's

1 What are these?
They're cats.

3 What are these?
They're snakes.

2 What's this?
It's a hamster.

4 What's this?
It's a mouse.

2 Look and circle.

1 It's big small.
It's got a long short tail.
It's got feathers fur.

2 It's big small.
It's got a tail teeth.
It's got a shell wings.

3 Read, write and draw.

This is my favourite animal!
It's big small.

It's got _____
and _____
It's a _____

15

Extra practice

Extra practice

Lesson 7, part 1

1 Count and write.

fish cats spiders hamsters
 rabbits mice snakes dogs
 parrot tortoises



nine	fish
six	mice
four	cats
seven	snakes
ten	spiders
three	dogs
two	hamsters
one	parrot
five	rabbits
eight	tortoises

2 Read and match.

- 1 It's got a long tail. It's small. It's got a big nose. It's got black and white fur.
- 2 It's got a short tail. It's got four long legs. It's got a small nose. It's got brown fur.
- 3 It's long. It's got a short tail. It's got short legs. It's got big teeth. It's brown.




Practice

Class Book


Lesson 7 part 2 5

Get ready for...

Pre A1 Starters Reading and Writing Part 4

1  Read this. Choose a word from the box. Write the correct word next to numbers 1–6.







Animal fact file



Hamsters are small animals. A hamster has got (1) fur on its body. It's got (2) teeth in its mouth. And it's got a (3) tail.

Hamsters have got four legs and (4) parrots have got two.

A parrot has got two (5) wings. It's got (6) feathers on its body.

 feathers	 teeth	 tail
 parrots	 wings	 fur

Answer Book Unit 3
Lesson 7 part 2 19

Activity Book

Get ready for...

Lesson 7, part 2

5

Pre A1 Starters Reading and Writing Part 2

1 Look and read. Write Yes or No.



1 The tortoise is under the table.

No

2 The mouse is small.

Yes

3 The parrot is red and blue.

Yes

4 The snake is big.

Yes

5 The dog is big.

No