


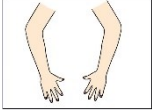














Move your body!

مدرسة الرخاء للتعليم الأساسي (4-1)

The body

				
head	face	tummy	arms	hands
				
fingers	legs	knees	feet	toes

Movements verbs

					
move	bend	stretch	touch	stamp	clap

Main Language

<p>This <u>is</u> my body.</p> <p><u>I've got</u> one face.</p> <p><u>I've got</u> 10 toes.</p>	<p>Move <u>your</u> body</p> <p>Touch <u>your</u> toes</p> <p>Bend <u>your</u> knees</p>	<p>Stamp <u>your</u> feet</p> <p>Clap <u>your</u> hands</p> <p>Stretch <u>your</u> arms</p>	<p><u>What</u> a cool picture!</p>
---	--	---	------------------------------------

Look and write the monster's body parts

face

tummy

arm

fingers

toes


head

hand

feet

knee

leg



1, Look and write full sentences.

face hand leg tummy knee head

1. I've got a head.




Four horizontal lines for handwriting practice: a top red line, a middle blue line, a baseline black line, and a bottom red line.



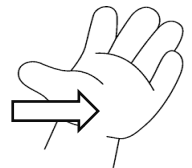
Four horizontal lines for handwriting practice: a top red line, a middle blue line, a baseline black line, and a bottom red line.



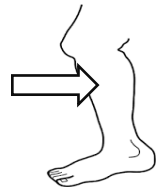
Four horizontal lines for handwriting practice: a top red line, a middle blue line, a baseline black line, and a bottom red line.



Four horizontal lines for handwriting practice: a top red line, a middle blue line, a baseline black line, and a bottom red line.



Four horizontal lines for handwriting practice: a top red line, a middle blue line, a baseline black line, and a bottom red line.



1, Look and write full sentences.

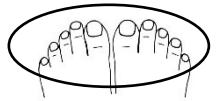
arms toes legs hands feet fingers

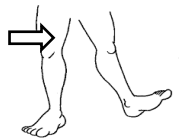
I have got 5 fingers.
















Count and write the numbers

1	2	3	4	5	6	7	8	9	10
one	two	three	four	five	six	seven	eight	nine	ten

I've got ----- face.

I've got ----- eyes.

I've got ----- legs.



I've got ----- face.


I've got ----- eyes.

I've got ----- toes.

I've got ----- heads.

I've got ----- feet.

I've got ----- tummy.




I've got ----- head.

I've got ----- feet.


I've got ----- arms.

Color the monster by using the colors in number chart



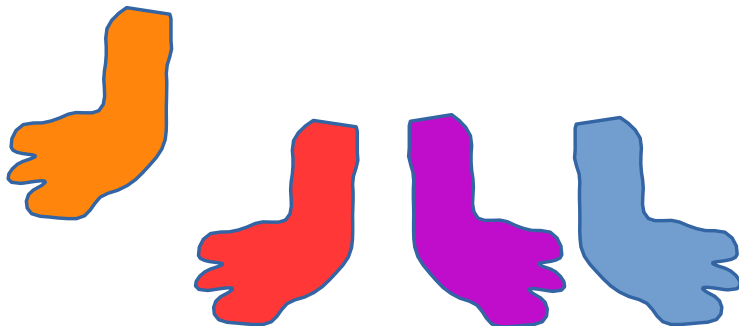


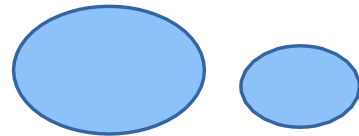


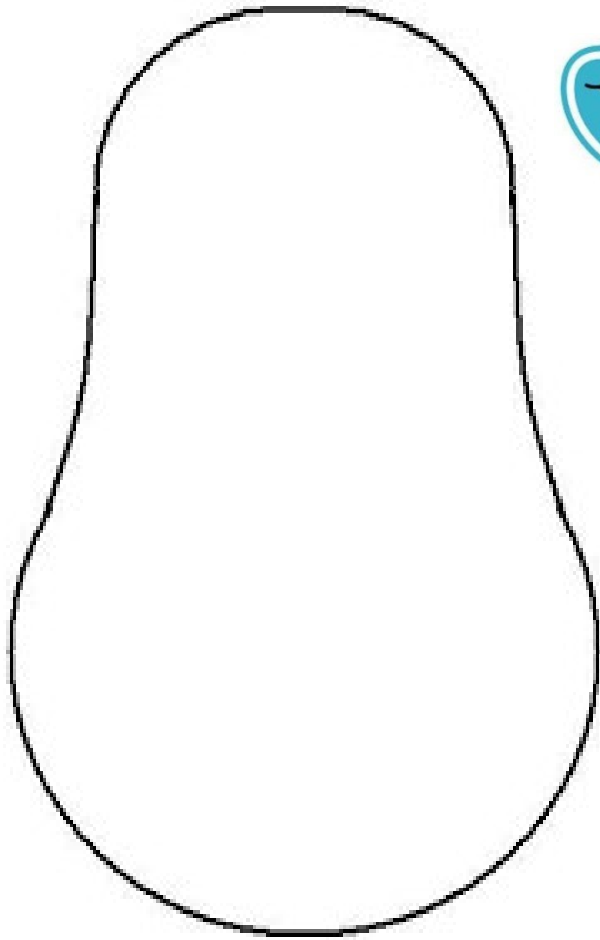
1	2	3	4	5	6	7	8	9	10
black	red	yellow	blue	green	purple	brown	orange	pink	white

Color the monster by using the colors in number chart

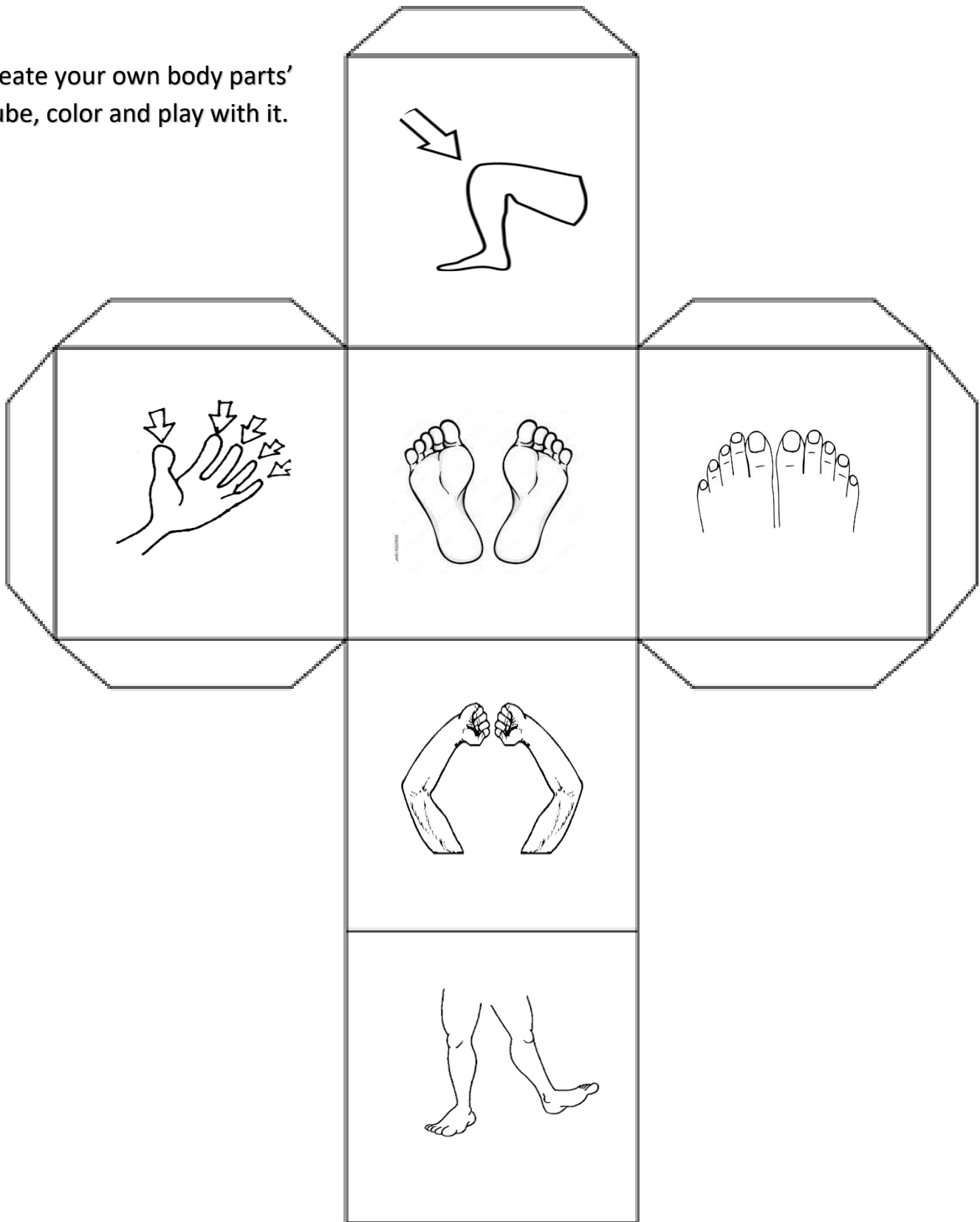


1	2	3	4	5	6	7	8	9	10
yellow	red	black	blue	green	purple	brown	orange	pink	white






Make your own monster. Then, write down the body parts of the monster in your notebook.



Create your own body parts' cube, color and play with it.




3. Read and circle.

1.	<p>I've got eight fingers.</p> <p>I've got eight fingers.</p>	 <small>Illustrations of care #1088078</small>
2.	<p>I've got three arms.</p> <p>I've got four arms.</p>	
3.	<p>I've got two heads.</p> <p>I've got five heads.</p>	
4.	<p>I've got one tummy.</p> <p>I've got six tummies.</p>	
5.	<p>I've got two feet.</p> <p>I've got eight feet.</p>	
6.	<p><u>Draw and write:</u></p>	

Read , Write and Colour

I am a robot. My name is Atlas.
I've got a red head, a blue
tummy, two pink arms, two green
legs and six black toes.


Colour:



Complete:


I ----- a robot. My name ----- Rambo.
I've ----- a blue face, a yellow tummy,
two arms, ----- fingers and -----
legs.

Colour:



Write :


Colour:



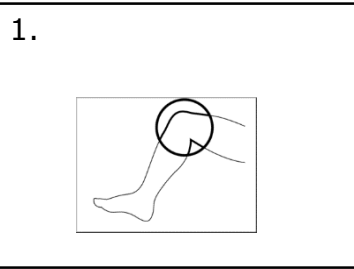
WRITING 1 (A) (5 marks)

Look at the pictures. Complete the missing letters in each word. There is one example.

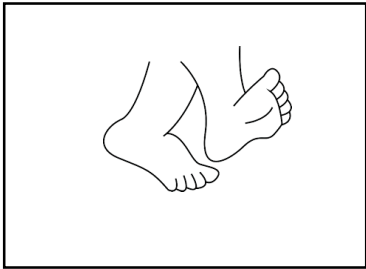
Example:



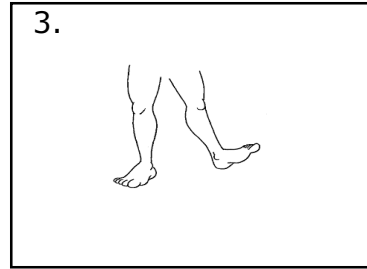
c r a y o n



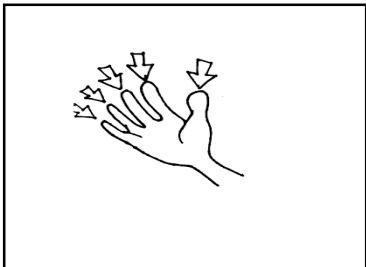
k - - -



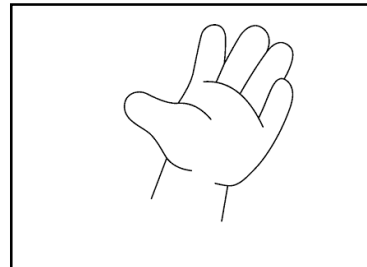
f - - -



l - -



f i - g - - -



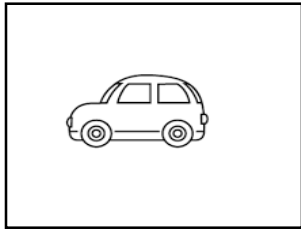
h - n -

WRITING 2

(4 marks)

Look at the pictures. Look at the letters. Write the correct word. There is one example.


Example:



a	c	r
---	---	---

c a r


1.



a	h	e	d
---	---	---	---

_ _ _ _

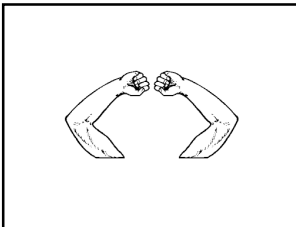
2.



t	s	o	e
---	---	---	---

_ _ _ _

3.



a	r	s	m
---	---	---	---

_ _ _ _

4.



t	m	u	y	m
---	---	---	---	---

_ _ _ _

WRITING
SCORE

4

Read, cut out the sentences and glue them under each picture



Stretch your arms

Clap your hands

Touch your face

Stamp your feet

Move your head

Bend your knees

2. Order the words and write the sentences



hands

your

Clap


.

Touch

head

.

your



body

.

Bend

your

arms

.

your

Stretch



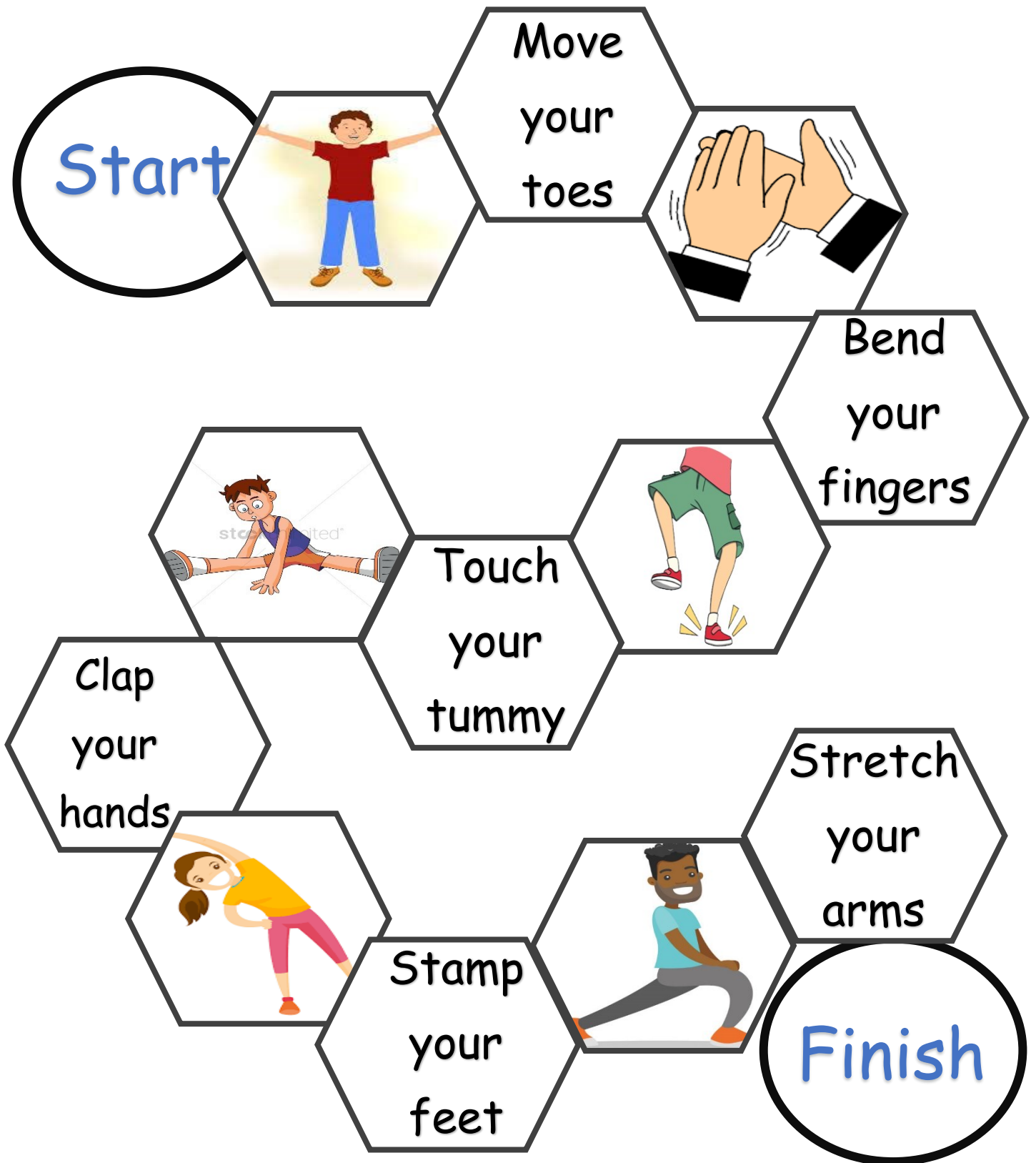
Stamp

feet

your

.

Play and do the actions with your friends and family.



READING 1 (Items 1-5) (5 marks)


Look at the pictures. Tick (✓) the correct phrase that best describes the picture. There is one example.

Example:



☐ Clap your hands.

☒ Move your body.



☐ Stamp your feet.

☐ Bend your feet.




☐ Touch your toes.

☐ Touch your face.




☐ Stamp your feet.

☐ Stretch your legs.



☐ Move your hands.

☐ Clap your hands.



☐ Bend your knee.

☐ Bend your arm.

Listening Quiz

Name :

Class:

LISTENING 2 (Items 1-5)

(5 marks)

You are going to hear five short sentences. Number the pictures from (1-5) in the box under each picture. There is one example.

A.




B.




C.




D.



E.



F.



LISTENING
SCORE

5



1. Listen and colour the correct word for each picture.




count
sound



cloud
count



mouth
loud



cloud
count



shout
out



sound
south

2. find 5 words with ou sound

south look tie count wood


cook shout loud rain book

out hook sing

Build

--	--	--

Write



all our he all our hat all our
all hen our all

A collection of six different cupcake designs arranged in a 2x3 grid. Each cupcake is shown in a paper liner and has a unique decoration. The designs include: a cupcake with a swirl of frosting, a cherry on top, and a small bow; a cupcake with a swirl of frosting, a cherry, and a small bow; a cupcake with a swirl of frosting and a small bow; a cupcake with a swirl of frosting, a cherry, and a small bow; a cupcake with a swirl of frosting, a cherry, and a small bow; and a cupcake with a swirl of frosting and a small bow.

shutterstock.com · 156237475

1. Read and match.

"oi"



boil



oil



coin



join



soil



point

2. find 5 words with oi sound

goat

foil

got

coil

toast

load

joint

more

avoid

book

spoil

hat

sing

Read

some

Build

--	--	--	--

Trace

some

Write

Circle

some her some what his their
his some all hen some her

Complete and match


1. Can I have _____ coffee?



2. Can I have _____ water?



3. Can I have _____ soup?



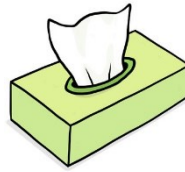


"ue"

2. Listen and colour the correct word for each picture.




clue
blue



glue
tissue



tissue
glue



blue
clue

2. find 5 words with ue sound

oil clue boil glue wood

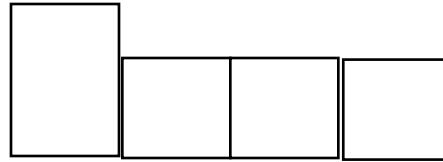
due pain soil tissue join blue

hook train

Read

Build


Give



Trace

Write

Give



Circle

all Give their give his Give
give their why Give their give

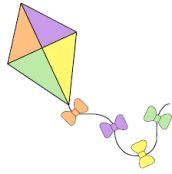
Complete and match

1. _____ me the teddy.

2. _____ me the doll.

3. _____ me the robot.





"i-e"

3. Listen and colour the correct word for each picture.




five
nine



dive
slide



bike
kite



kite
bike



drive
slide



slide
five

2. find 5 words with i-e sound

pie crime got tie hike hide

bang time long boot

fine roof lie

Read

Build


to



Trace

Write

to



Circle

to give what to when all his
her to to their to

Complete and match

1. I like _____ slide.

2. I like _____ drive.

3. I like _____ dive.

