

شكراً لتحميلك هذا الملف من موقع المناهج القطرية



تطبيقات اختيار كلمات مع الصور

[موقع المناهج](#) ⇨ [المناهج القطرية](#) ⇨ [المستوى الأول](#) ⇨ [لغة انجليزية](#) ⇨ [الفصل الثاني](#) ⇨ [الملف](#)

تاريخ نشر الملف على موقع المناهج: 07:47:58 2024-01-13

التواصل الاجتماعي بحسب المستوى الأول



روابط مواد المستوى الأول على تلغرام

[الرياضيات](#)

[اللغة الانجليزية](#)

[اللغة العربية](#)

[التربية الاسلامية](#)

المزيد من الملفات بحسب المستوى الأول والمادة لغة انجليزية في الفصل الثاني

[مراجعة اثرانية الوحدة الرابعة](#)

1

[مراجعة للوحدة الثالثة](#)

2

[مراجعة للوحدة الخامسة](#)

3

[اوراق عمل في الوحدة الخامسة والسادسة](#)





4

[اوراق عمل اثرانية منتصف الفصل في الاستماع والقراءة والكتابة](#)





5

Module 3






-Match the words to the pictures.

<p>1. rabbit</p>	<p>A. </p>
<p>2. hungry</p>	<p>B. </p>
<p>3. happy</p>	<p>C. </p>
<p>4. girl</p>	<p>D. </p>

-Match the words to the pictures.

<p>1. sad</p>	<p>A.</p>  <p>shutterstock.com · 1772605712</p>
<p>2. thirsty</p>	<p>B.</p> 
<p>3. boy</p>	<p>C.</p> 
<p>4. present</p>	<p>D.</p>  <p>©DESIGNALIKE</p>

-Match the words to the pictures.

1. seven	A. 
2. nine	B. 
3. ten	C. 
4. eight	D. 
5. six	E. 

Look, read and circle A or B.

1.

A. He is happy.

B. He is sad.



2.

A. It is a rabbit.

B. It is a cat.



3.

A. It is tall.

B. It is short.



Look, read and circle A or B.

1.

A. It is big.

B. It is small.



2.

A. He is a boy.

B. She is a girl.



©DESIGNALIKE







3.

A. He is hungry.







B. He is thirsty.



Look, read and tick (√).

<p>1. He is sad.</p>	<p>A</p>  <p><input type="checkbox"/></p> <p>B</p>  <p><input type="checkbox"/></p>
<p>2. He is hungry.</p>	<p>A</p>  <p><input type="checkbox"/></p> <p>B</p>  <p><input type="checkbox"/></p>
<p>3. It is short.</p>	<p>A</p>  <p><input type="checkbox"/></p> <p>B</p>  <p><input type="checkbox"/></p>

Look, read and tick (✓).

<p>1. It is big.</p>	<p>A</p>  <p><input type="checkbox"/></p> <p>B</p>  <p><input type="checkbox"/></p>
<p>2. six pencils.</p>	<p>A</p>  <p><input type="checkbox"/></p> <p>B</p>  <p><input type="checkbox"/></p>
<p>3. It is a present.</p>	<p>A</p>  <p><input type="checkbox"/></p> <p>B</p>  <p><input type="checkbox"/></p>





Label the pictures.

friend rabbit sad present

Label the pictures.

ten happy thirsty hungry




			

.Fill in the gaps.




hungry rabbit boy

A.He is a -----	
B. He is -----.	
C. It is a -----.	

girl present happy

A.He is -----	
B. She is a -----.	
C. It is a -----.	

eight thirsty sad

A.He is -----	
B. He is -----.	
C. -----pencils.	

Write the first letters.



--ad



--abbit

7

--even



--resent



--irl



--oy

10






--en




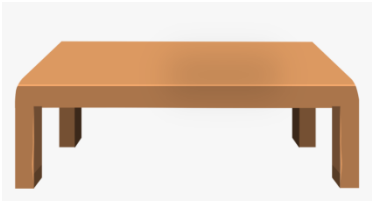

9

--ine

Module 4

1. mother	A. 
2. father	B. 
3. sister	C. 
4. brother	D. 

1. parrot	A. 
2. cat	B. 
3. fish	C. 
4. living room	D. 
5. kitchen	E. 

<p>1. bird</p>	<p>A.  © Can Stock Photo</p>
<p>2. sofa</p>	<p>B.  ©DESIGNALIKIE</p>
<p>3. table</p>	<p>C. </p>
<p>4. box</p>	<p>D. </p>
<p>5. bed</p>	<p>E. </p>

Look, read and circle A or B.

1.

A. The cat is in the box.

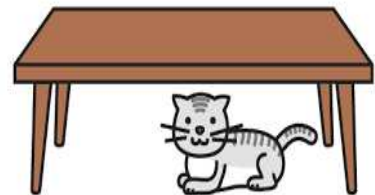
B. The cat is on the box.



2.

A. The cat is under the table.

B. The cat is on the table.



3.

A. The girl is under the table.

B. The girl is on the table.



Look, read and circle A or B.

1.

A. It is my father.

B. It is my mother.



2.

A. This is my parrot.

B. This is my cat.









3.

A. The sofa is in the living room. .







B. The sofa is in the kitchen.



Look, read and tick (✓).

<p>1. He is my brother.</p>	<p>A</p>  <p>B</p>  <p><input type="checkbox"/></p> <p><input type="checkbox"/></p>
<p>2. The cat is under the table.</p>	<p>A</p>  <p>B</p>  <p><input type="checkbox"/></p> <p><input type="checkbox"/></p>
<p>3. This is my fish.</p>	<p>A</p>  <p>B</p>  <p><input type="checkbox"/></p> <p><input type="checkbox"/></p>

Look, read and tick (✓).

<p>1. She is my sister.</p>	<p>A</p>  <p>B</p>  <p><input type="checkbox"/></p> <p><input type="checkbox"/></p>
<p>2. This is my bed.</p>	<p>A</p>  <p>B</p>  <p><input type="checkbox"/></p> <p><input type="checkbox"/></p>
<p>3. This is a kitchen.</p>	<p>A</p>  <p>B</p>  <p><input type="checkbox"/></p> <p><input type="checkbox"/></p>





Label the pictures.

mother father sister brother





Label the pictures.

parrot cat fish bird





Label the pictures.

living room kitchen sofa table

 <small>© Can Stock Photo</small>			




Label the pictures.

box bed pet tail




			

.Fill in the gaps.




father kitchen fish

A. This is my -----	
B. Mum is in the -----.	
C. He is my -----.	

under sofa bed

A. This is my -----	
B. The ----- is green.	 <small>© Can Stock Photo</small>
C. The ball is ----- the table.	


sister long box

A. The tail is -----	
B. She is my -----.	
A. This is my -----.	


Write the first letters.



--other




--ofa




--ish



--at



--arrot



bo--





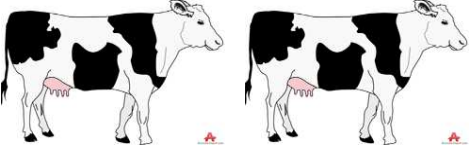


--able







--ed

Module 5






-Match the words to the pictures.

1. cows	A. 
2. hens	B. 
3. horses	C. 
4. goats	D. 
5. ducks	E. 

-Match the words to the pictures.

<p>1. grandfather</p>	<p>A. </p>
<p>2. grandmother</p>	<p>B. </p>
<p>3. open the window</p>	<p>C. </p>
<p>4. bee</p>	<p>D. </p>

-Match the words to the pictures.


1. fifteen	A. 
2. fourteen	B. 
3. eleven	C. 
4. twelve	D. 
5. thirteen	E. 

Look, read and circle A or B.

1.

A. There are four fish.

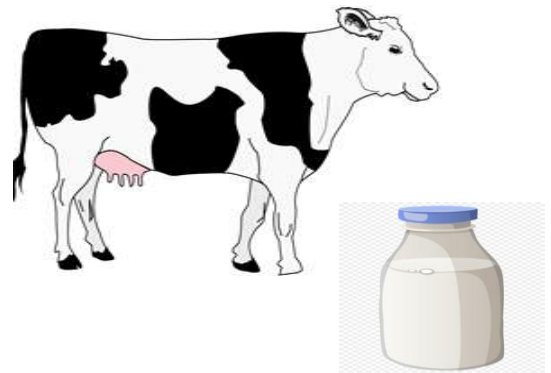
B. There are four sheep.



2.

A. We get milk from a cow.


B. We get honey from a cow.



3.

A. There is one hen.

B. There is one sheep.



Look, read and circle A or B.

1.

A. There is a cow.

B. There is a horse.



2.

A. This is my grandpa.

B. This is my grandma.









3.

A. There is a hen.







B. There is a duck.



Look, read and tick (√).





<p>1. We get honey from bees.</p>	<p>A</p>  <p><input type="checkbox"/></p> <p>B</p>  <p><input type="checkbox"/></p>
<p>2. We get cheese from goats..</p>	<p>A</p>  <p><input type="checkbox"/></p> <p>B</p>  <p><input type="checkbox"/></p>
<p>3. She is my grandma.</p>	<p>A</p>  <p><input type="checkbox"/></p> <p>B</p>  <p><input type="checkbox"/></p>

Look, read and tick (✓).

<p>1. We get eggs from hens.</p>	<p>A</p>  <p>B</p>  <p><input type="checkbox"/></p> <p><input type="checkbox"/></p>
<p>2. We get wool from sheep.</p>	<p>A</p>  <p>B</p>  <p><input type="checkbox"/></p> <p><input type="checkbox"/></p>
<p>3. There are fourteen ducks.</p>	<p>A</p> <p>14</p>  <p>B</p> <p>14</p>  <p><input type="checkbox"/></p> <p><input type="checkbox"/></p>





Label the pictures.

milk grandmother cheese bee




Label the pictures.

honey eggs sheep wool




			

.Fill in the gaps.




horses milk duck

A. There is one -----	
B. We get ----- from cows.	
C. There are two -----.	


sheep grandfather honey

A. We get ----- from bees.	
B. He is my -----.	
C. There is one -----.	

hens goat fish

A. We get eggs from -----.	
B. There are two -----.	
A. There is one -----.	

Write the first letters.




--oat




--ee



--en



--uck




--ow



--orse


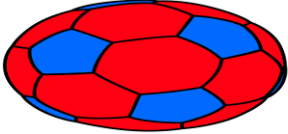
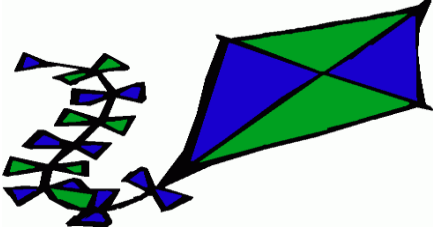

14

--ourteen







--ggs






Module 6

1. kite	A. 
2. train	B.  <small>©DESIGNALIKE</small>
3. ball	C. 
4. plane	D. 

-Match the words to the pictures.

1. teddy bear	A. 
2. robot	B. 
3. boat	C. 
4. doll	D. 

-Match the words to the pictures.

1. run	A. 
2. jump	B. 
3. stop	C. 
4. kick	D. 
5. touch	E. 

-Match words to the numbers.

1. seventeen	A. <div style="border: 1px solid black; padding: 5px; display: inline-block;">19</div>
2. twenty	B. <div style="border: 1px solid black; padding: 5px; display: inline-block;">17</div>
3. eighteen	C. <div style="border: 1px solid black; padding: 5px; display: inline-block;">20</div>
4. nineteen	D. <div style="border: 1px solid black; padding: 5px; display: inline-block;">16</div>
5. sixteen	E. <div style="border: 1px solid black; padding: 5px; display: inline-block;">18</div>

Look, read and circle A or B.

1.

A. I have got a kite.


B. I have got a bike.



2.

A. I have got a robot.

B. I have got plane.



3.

A. I have got a train.

B. I have got a boat.



Look, read and circle A or B.

1.

A. I have got a teddy bear.

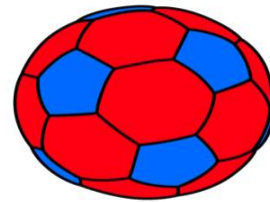
B. I have got a doll.



2.

A. I have got old ball.

B. I have got new ball.



©DESIGNALIKE






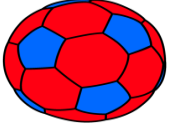
3.

A. This is my robot .







B. This is my train.



Look, read and tick (✓).



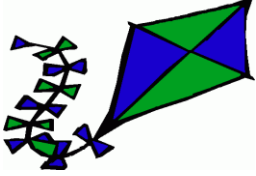
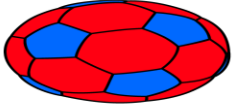
<p>1. I have got a kite.</p>	<p>A</p>  <p><input type="checkbox"/></p> <p>B</p>  <p><input type="checkbox"/></p>
<p>2. I have got a plane.</p>	<p>A</p>  <p><input type="checkbox"/></p> <p>B</p>  <p><input type="checkbox"/></p>
<p>3. I have got an old ball.</p>	<p>A</p>  <p><input type="checkbox"/></p> <p>B</p>  <p><input type="checkbox"/></p>

Look, read and tick (√).





<p>1. I have got a train.</p>	<p>A</p>  <p><input type="checkbox"/></p> <p>B</p>  <p><input type="checkbox"/></p>
<p>2. This is my doll.</p>	<p>A</p>  <p><input type="checkbox"/></p> <p>B</p>  <p><input type="checkbox"/></p>
<p>3. jump</p>	<p>A</p>  <p><input type="checkbox"/></p> <p>B</p>  <p><input type="checkbox"/></p>

Label the pictures.





kite bike train ball

plane robot doll boat




			

stop run kick jump

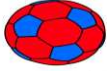


			

.Fill in the gaps.




kite boat train

A.I have gat a -----.	
B. I have got a -----.	
C. I have goat a -----.	

old new doll

A.I have got a ----- ball.	
B. I have got an ----- ball.	
C.I have got a -----.	

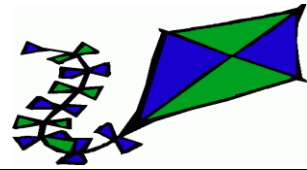
robot bike plane

A.This is my -----	
B. This is my -----.	
A.This is my -----.	


Write the first letters.



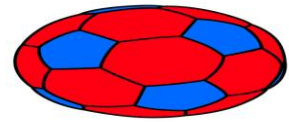
--ike



--ite



--rain



--all



--lane



--obot



--oat



--oll