

شكراً لتحميلك هذا الملف من موقع المناهج القطرية



اختبار في الكتابة منتصف الفصل غير مجاب

[موقع المناهج](#) ← [المناهج القطرية](#) ← [المستوى الأول](#) ← [لغة انجليزية](#) ← [الفصل الثاني](#) ← [الملف](#)

تاريخ نشر الملف على موقع المناهج: 14:46:59 2024-01-10

التواصل الاجتماعي بحسب المستوى الأول



روابط مواد المستوى الأول على تلغرام

[الرياضيات](#)

[اللغة الانجليزية](#)

[اللغة العربية](#)

[التربية الاسلامية](#)

المزيد من الملفات بحسب المستوى الأول والمادة لغة انجليزية في الفصل الثاني

[المراجعة الشاملة للوحدات من السادسة وحتى العاشرة](#)

1

[اوراق عمل نهاية الفصل عبد الحميد الدليل](#)

2

[حل تدريبات الفرقان نهاية الفصل](#)

3

[احابة تدريبات الاندلس نهاية الفصل](#)

4

[اسئلة امتحان نهاية الفصل](#)

5






Name: -----

Grade: -----







Date: -----

Reading

1. Match the words to the pictures.


1. doll	A 
2. boat	B 
3. goats	C 
4. grandpa	D 

Read and match.

hen	
cow	
horse	
bee	
duck	
goat	

Read and circle.

- 1- A. parrot
B. fish



- 2- A. sister
B. brother



- 3- A. rabbit
B. parrot



- 4- A. dad
B. mum



- 5- A. mum
B. dad



Read and circle.

1- A. six B. seven	6
2- A. seven B. six	7
3- A. eight B. seven	8
4- A. nine B. eight	9
5- A. ten B. nine	10

Read and circle.

- 1- A. sofa
B. table



- 2- A. box
B. bed



- 3- A. kitchen
B. living room



- 4- A. fish
B. bird



- 5- A. hungry
B. thirsty



Read and circle.

- 1- A. boat
B. kite




- 2- A. bike
B. train



- 3- A. ball
B. plane



- 4- A. robot
B. doll



- 5- A. teddy bear
B. train




Read and match.

1- This is my fish. (...)

a-



b-



2- sixteen balls (...)

a-

16



b-

17



3- I am happy. (...)

a-



b-



4- On the table. (...)

a-



b-



Read and match.

1- It is big. (.....)

a-



b-



2- The tail is long. (...)

a-




b-




3- There are twelve cows.
(...)

a-



b-



4- I have got a doll. (...)








a-









b-



Read and match.



eleven	
fourteen	
Open the window.	
grandpa	
twelve	
sheep	
grandma	

Match words to pictures.

bike	
kite	
train	
robot	
ball	
plane	

Read and tick.


van



fan

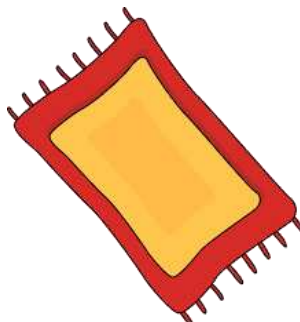


man




Read and tick.

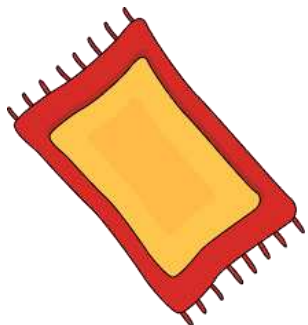
mat



hat



cat



Copy the words.

1-

sad

2-

nine

3-

ten

4-

big

5-

boy

6-

girl

7-

books

8-

he

Copy the words.

1-

twenty

2-

thirteen

3-

fish

4-

bird

5-

eleven

6-

fourteen

7-

fifteen

8-

It is a bird.

9-

This is my cat.

10-

It is a fish.

Copy the words.

1-

hen

2-

duck

3-

It is a horse.

4-

This is a bee.

5-

sheep

6-

mat

7-

hat

8-

cat

9-

train

10-

It is a ball.

Look and write.

six - rabbit

1-

I have got----- balls.

2-

This is my-----.

bee - fourteen

1-

There are-----ducks.

2-

There is a -----.

am - Open

1-

Are you happy? Yes, I -----.

2-

-----the window please.

grandpa - five

1-

There are-----hens on my farm.

2-

This is my-----.

ball - sixteen

1-

I have got a -----.

2-

I have got-----bikes.

twenty - living room

1-

The cat is in the-----.

2-

On my farm, I have got-----sheep.

Look and write.

grey - ten

1-

This is my fish. It is-----.

2-

I am-----.

nine - kitchen

1-

I have got -----kites.

2-

The fish is in the-----.

new - six

1-


I am-----.

2-

I have got a doll. It is-----.

Write the initial letter.


1-



2-




3-



4-



5-



6-



7-



8-



Write the initial letter.

1-



2-



3-



4-



5-



6-



7-




8-



Write the initial letter.


1-



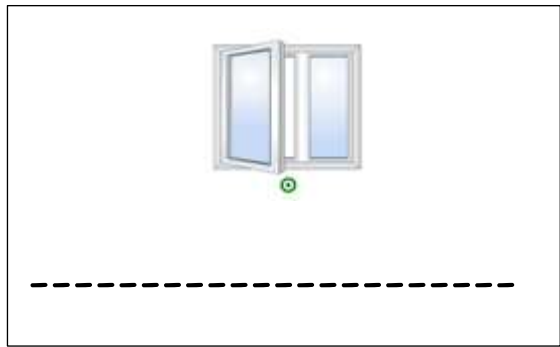
2-



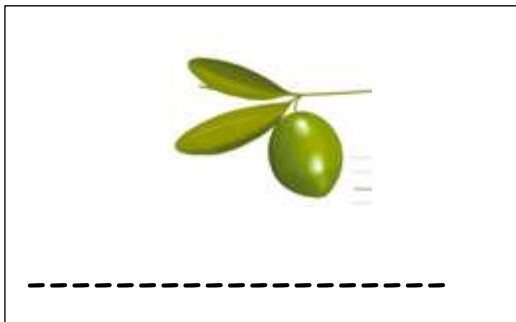
3-




4-




5-



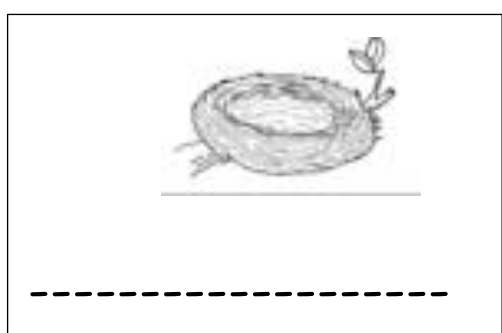
6-




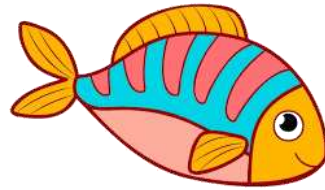
7-



8-



Label the pictures.



Label the pictures.

