

شكراً لتحميلك هذا الملف من موقع المناهج القطرية



### بنك ٣ اسئلة اختبار نهاية الفصل

[موقع المناهج](#) ← [المناهج القطرية](#) ← [المستوى الأول](#) ← [لغة انجليزية](#) ← [الفصل الأول](#) ← [الملف](#)

تاريخ نشر الملف على موقع المناهج: 2023-11-26 16:33:26

### التواصل الاجتماعي بحسب المستوى الأول



### روابط مواد المستوى الأول على تلغرام

[الرياضيات](#)

[اللغة الانجليزية](#)

[اللغة العربية](#)

[التربية الاسلامية](#)

### المزيد من الملفات بحسب المستوى الأول والمادة لغة انجليزية في الفصل الأول

[بنك ٢ اسئلة اختبار نهاية الفصل](#)

1

[بنك اسئلة اختبار نهاية الفصل](#)

2

[اختبار نهاية الفصل محاب](#)

3

[اختبار نهاية الفصل مدرسة الأندلس](#)

4

[امتحان وزاري منتصف الفصل](#)

5

**Bank of Questions**  
**Speaking -Listening- Reading- Writing Exam**  
**Academic Year 2023-2024**

School Name:	
Grade:	GR 1
Teacher's Name:	
Coordinator's Name:	
Specialist's Name:	
Exam Type:	Mid Semester <input type="checkbox"/> End Semester <input checked="" type="checkbox"/>
Skills	Speaking <input checked="" type="checkbox"/> Listening <input checked="" type="checkbox"/> Script <input checked="" type="checkbox"/> Oral Reading <input checked="" type="checkbox"/> Reading <input checked="" type="checkbox"/> Writing <input checked="" type="checkbox"/>
Module Title/s and Number/s:	Letters +units (1+2+3+4)
Submission Date:	17/9/2023

**Speaking:**  
**Picture Description:**

Resource Number	Question 1. Picture description. /1
R1	<p>What can you see?</p> <p><b>Note:</b> Teacher points at the pictures. Prompts the student to answer in full sentence. Naming <b>2 pictures</b></p>

Resource Number	Question 2. Picture description. /1
R2	<p>Who is he/she? (family)</p> <p><b>Note:</b> Teacher points at the pictures. Prompts the student to answer in full sentence. Naming <b>1 picture</b></p>

Resource Number	Question 3: /1
R3	Count and say the number.

## Oral Questions

**Question 1: What's your name?**

**/1**

- Prompts the student to answer in full sentence

**Question 2: How old are you?**

**/1**

- Prompts the student to answer in full sentence.

**Question 3: Are you happy?**

**/1**

- Prompts the student to answer in full sentence.

## Oral Reading



Resource Number	Question 1:	/1
1	Say the name of letters. R - F - M - D	

Resource Number	Question 2:	/1
2	Say the sound of letters. w- k - o- p	


Resource Number	Question 3:	/1
3	Read the words. my - big - pet - desk	

Resource Number	Question 3:	/1
4	Read the phrases. living room / in the box / ten pens / my mother	



## Resource 1: Picture Description



## Resource 2: Picture Description



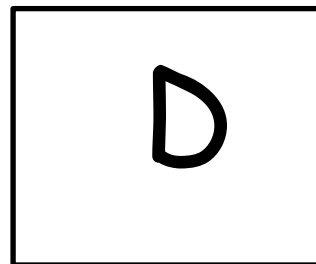

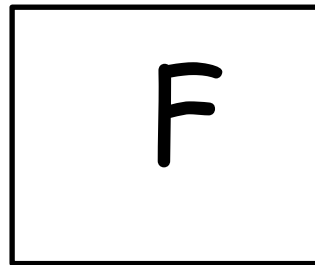
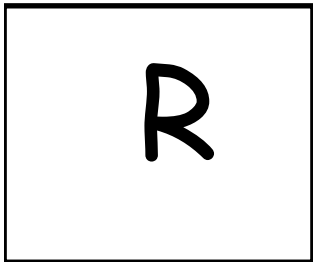
### Resource 3: Picture Description





**Resource:**  
**Oral Reading**

**Resource 1:**



**Resource 2:**

w

p

o

k

**Resource 3:**

my

pet

big

desk

Resource 4:

living room





in the box

ten pens

my mother

## Listening:

### Listening 1: Listen and number from 1 to 4. /4



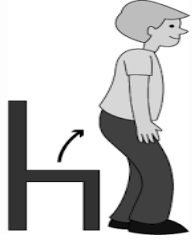

### Listening 2: Listen and circle. /2



1-			
	M	G	B

2-			
	L	V	J

Listening 3: Listen and tick.

/2

<p>1</p>  <input type="checkbox"/>	 <input type="checkbox"/>
--	--

<p>2</p>  <input type="checkbox"/>	 <input type="checkbox"/>
--	--

Reading:

Reading 1

Look, read and tick. /2


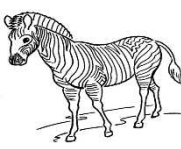
1.

X	
y	x
<input type="checkbox"/>	<input type="checkbox"/>



2.

B	
b	g
<input type="checkbox"/>	<input type="checkbox"/>

3.


zebra	
	
<input type="checkbox"/>	<input type="checkbox"/>


4.


jacket	
	
<input type="checkbox"/>	<input type="checkbox"/>


Reading 2

Look, read and circle. /2

1-		
	my brother	my sister

2-		
	It is tall.	It is short.


3-		
	Stand up.	Clap your hands.

4-		
	In the kitchen.	In the living room.

## Reading 3



Hi, I am Omar. I am six. This is my fish. It is grey. It is on the table.



1. Read and circle Yes or No.

a.	His name is Omar.	Yes	No
b.	He is five.	Yes	No
c.	The fish is on the table.	Yes	No

2. Answer the question:

What colour is the fish?

---

**Writing:**

## Writing 1

Look and copy.

/1

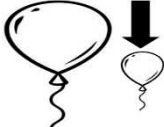



He is my father.

## Writing 2

Look and write.

/2

moon	small	chair	happy
------	-------	-------	-------

1-	It is ----- .	
2-	I am ----- .	
3-	It is under the ----- .	
4-	Look, at the ----- .	

## Writing 3

Look and write a sentence.

/1

my

is



This

pencil.

## Writing 4

Look and write.

/1

1-	It is my ----- .	
2-	It is on the ----- .	

## Writing 5

Listen and write.

/1

1-

.....  
.....  
.....  
.....

2-

.....  
.....  
.....  
.....

## Listening Script

Question 1: Listen and number.

T says, I will play the CD and you will listen to listen to number the pictures.

1	A: What is this? B: This is a cat. Write number 1.
2	A: What is this? B: This is a rabbit. Write number 2.
3	A: What is this? B: This is a parrot. Write number 3.
4	A: What is this? B: This is a horse. Write number 4

Question 2: Listen and circle the correct letter

T says, I will play the CD and you will listen and circle the correct letter.

1	Circle letter (M).
2	Circle letter (J).

Question 3: Listen and tick

T says, I will play the CD and you will listen to tick the correct pictures.

1	Stand up.
2	There are 6 bags.