

تم تحميل هذا الملف من موقع المناهج القطرية



بنك أسئلة اختبار نهاية الفصل مدرسة الخرسة

[موقع المناهج](#) ⇨ [المناهج القطرية](#) ⇨ [المستوى الأول](#) ⇨ [لغة انجليزية](#) ⇨ [الفصل الثاني](#) ⇨ [الملف](#)

تاريخ إضافة الملف على موقع المناهج: 18:50:28 2024-06-01

إعداد: مدرسة الخرسة

التواصل الاجتماعي بحسب المستوى الأول



اضغط هنا للحصول على جميع روابط "المستوى الأول"

روابط مواد المستوى الأول على تلغرام

[الرياضيات](#)

[اللغة الانجليزية](#)

[اللغة العربية](#)

[التربية الاسلامية](#)

المزيد من الملفات بحسب المستوى الأول والمادة لغة انجليزية في الفصل الثاني

[أوراق عمل نهاية الفصل مدرسة عبد الحميد الدابل مع الإجابة النموذجية](#)

1

[بنك أسئلة اختبار نهاية الفصل مدرسة الشمال](#)

2

[بنك أسئلة اختبار نهاية الفصل مدرسة القدس](#)

3

[بنك أسئلة اختبار نهاية الفصل مدرسة أم صلال](#)

4

المزيد من الملفات بحسب المستوى الأول والمادة لغة انجليزية في الفصل الثاني

[بنك أسئلة اختبار نهاية الفصل](#)



Bank of Questions
Speaking -Listening- Reading- Writing Exam
Academic Year 2023-2024

School Name:	Alkharssa school for Girls
Grade:	one
Teacher's Name:	Fatima Eltoum
Coordinator's Name:	
Specialist's Name:	Muneera Bassam
Exam Type:	Mid Semester <input type="checkbox"/> End Semester <input checked="" type="checkbox"/>
Skills	Speaking <input checked="" type="checkbox"/> Listening <input checked="" type="checkbox"/> Script <input checked="" type="checkbox"/> Oral Reading <input checked="" type="checkbox"/> Reading <input checked="" type="checkbox"/> Writing <input checked="" type="checkbox"/>
Module Title/s and Number/s:	Module 6 Toys Module 7 Food Module 8 My body Module 9 Out there Module 10 clothes
Submission Date:	25-1-2024

Speaking:

Picture Description:

Resource Number	Question 1:
R1	<p><u>Picture description.</u></p> <p>What can he \ she do?</p> <p>The teacher points at the pictures.</p> <p>Naming 2 actions.</p> <p>Prompt the student to answer in full sentence.</p>

Resource Number	Question 2:
R2	<p><u>Picture description.</u></p> <p>What can you see?</p> <p>What colour is it?</p> <p>The teacher points at the pictures</p> <p>Naming 2 items.</p> <p>Prompt the student to answer in full sentence .</p>

Resource Number	Question 3:
R3	<p><u>Picture description.</u></p> <p>How many monkeys can you see?</p> <p>How many parrots can you see?</p> <p>Prompt the student to answer in full sentence.</p>

Resource Number	Question 3:
R4	<p><u>Oral questions.</u></p> <p>Q4. How are you? How old are you? Prompt the student to answer in full sentence.</p>
	<p>Q5. Do you like apples? What is your favourite fruit? Prompt the student to answer in full sentence.</p>
	<p>Q6. Have you got short hair? What colour is your hair? Prompt the student to answer in full sentence.</p>
	<p>Q7. Can you fly? Can you jump? Prompt the student to answer in full sentence.</p>

Oral Reading


Resource Number	Question 1:
R5	Read the words (2 words).

Resource Number	Question 2:
R6	Read the phrase (2 phrases). Read the sentence (2 sentences).







Resource 1: Picture Description



Resource 2: Picture Description



Resource 3: Picture Description



Resource 4:

Oral questions:

4	How are you? How old are you?
5	Do you like apples? What is your favourite fruit?
6	Have you got short hair? What colour is your hair?
7	Can you swim? Can you fly?

Resource 5

fan

run

mat

hot

Long hair

at the zoo



It can fly.

He has got blue eyes.

Listening:

Listening 1:




Listen and number.






Listening 2:

Listen and tick.



1.



2.












3.









Listening 3:

Listen and circle.

1.		
		
2.		
		
3.		
		

Listening 4:




Listen and tick.

1.		
		
2.		
		
3.		
19	18	10

Reading:









Reading 1

Look, read and circle:

1		
	kite	boat
2	17	
	seventeen	ten
3		
	mouth	eyes
4		
	foxes	cats





Reading 2

Look, read and tick:

1	It is sunny.	 <input data-bbox="911 594 995 678" type="checkbox"/>	 <input data-bbox="1260 583 1344 667" type="checkbox"/>
2	I like pizza.	 <input data-bbox="911 940 995 1024" type="checkbox"/>	 <input data-bbox="1276 932 1360 1016" type="checkbox"/>
3	He can swim.	 <input data-bbox="891 1297 976 1381" type="checkbox"/>	 <input data-bbox="1243 1283 1328 1367" type="checkbox"/>
4	I can play football.	 <input data-bbox="894 1654 979 1738" type="checkbox"/>	 <input data-bbox="1263 1654 1347 1738" type="checkbox"/>

Reading 3

Read and match:

1	It has got wings.	
2	I can slide.	
3	I like tomatoes.	
4	His jacket is white.	

Reading 4

Read the text then answer:



My name is Afaf.
I am from Qatar.
I am 7 years old.
I have got long hair.
I can paint.
I like grapes.



Read and tick True or False:

Afaf is six years old.	True <input type="checkbox"/>	False <input type="checkbox"/>
She can paint.	True <input type="checkbox"/>	False <input type="checkbox"/>
She likes oranges.	True <input type="checkbox"/>	False <input type="checkbox"/>

Read and answer:

Where is Afaf from?

Writing:

Writing 1

Look and copy between the lines:

It is sunny.


at the park


She can run.


Writing 2

Look and write.

sandals- zoo - camel - robot









Writing 3

Look and write.

oranges.

I

like



van.

a




It

is



Writing 4

Look and write.

1	The _____ is white.	
2	It is a _____	
3	It is _____	

Writing 5

Dictation: Listen and write

1

.....
.....

.....

2

.....
.....

.....

Listening Script

Question 1: Listen and number.

The teacher says, “

- | | |
|---|---------------------------------|
| 1 | I have got a teddy bear. |
| 2 | I can see tow tigers. |
| 3 | Touch your nose. |

Question 2: Listen and tick.

The teacher says,

- | | |
|---|-------------------------------------|
| 1 | I am at the park. |
| 2 | I like fruit. |
| 3 | Her skirt is white and black |

Question 3: Listen and circle.

Teacher says,

- | | |
|---|-------------------------------|
| 1 | It has got long legs |
| 2 | She can play football. |
| 3 | It is rainy today. |