

تم تحميل هذا الملف من موقع المناهج القطرية



بنك أسئلة اختبار نهاية الفصل مدرسة القدس

[موقع المناهج](#) ⇨ [المناهج القطرية](#) ⇨ [المستوى الأول](#) ⇨ [لغة انجليزية](#) ⇨ [الفصل الثاني](#) ⇨ [الملف](#)

تاريخ إضافة الملف على موقع المناهج: 18:43:47 2024-06-01

إعداد: مدرسة القدس

التواصل الاجتماعي بحسب المستوى الأول



اضغط هنا للحصول على جميع روابط "المستوى الأول"

روابط مواد المستوى الأول على تلغرام

[الرياضيات](#)

[اللغة الانجليزية](#)

[اللغة العربية](#)

[التربية الاسلامية](#)

المزيد من الملفات بحسب المستوى الأول والمادة لغة انجليزية في الفصل الثاني

[بنك أسئلة اختبار نهاية الفصل مدرسة أم صلال](#)

1

[بنك أسئلة اختبار نهاية الفصل](#)

2

[مراجعة وأسئلة في الوحدة السادسة والوحدة السابعة](#)

3

[نموذج اختبار نهاية الفصل غير محاب](#)

4

[نموذج اختبار نهاية الفصل غير محاب](#)

5



Bank of Questions
Speaking -Listening- Reading- Writing Exam
Academic Year 2023-2024

School Name:	Al Qods school
Grade:	One
Teacher's Name:	Suad Rasmi
Coordinator's Name:	Khadija Mansour
Specialist's Name:	Hana Mohsen
Exam Type:	Mid Semester <input type="checkbox"/> End Semester <input checked="" type="checkbox"/>
Skills	Speaking <input checked="" type="checkbox"/> Listening <input checked="" type="checkbox"/> Script <input checked="" type="checkbox"/> Oral Reading <input checked="" type="checkbox"/> Reading <input checked="" type="checkbox"/> Writing <input checked="" type="checkbox"/>
Module Title/s and Number/s:	Module 8 : My body Module 9 : Out there Module 10 : clothes
Submission Date:	25-1-2024

Speaking:

Picture Description:

Resource Number	Question 1:
1	What can you see ? The teacher points at the pictures.

Resource Number	Question 2:
2	How many snakes can you see ?

Resource Number	Question 3:
3	Has it got a tail ?

Resource Number	Question 4:
4	What can he - she do ?

Oral Questions

Question 1:

How are you ?
How old are you

Question 2:

How many hands have you got ?

Question 3:

Can you fly ?


Question 4:

What are you wearing ?


Question 5:

What's the weather like ?



Resource 1: Picture Description



Resource 2: Picture Description



Resource 3 : Picture Description



Resource 4 : Picture Description



Resource: 1
Oral Reading

water

nose

fox

tree

sunny

face

brown eyes

red dress

He can jump .


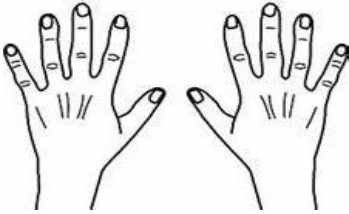
There are two men .

Listening :




Listening 1:

Listen and circle:


1.



2.












3.



Listening 2:



Listen and tick .

1.		
 <input type="checkbox"/>	 <input type="checkbox"/>	 <input type="checkbox"/>
2.		
 <input type="checkbox"/>	 <input type="checkbox"/>	 <input type="checkbox"/>
3.		
 <input type="checkbox"/>	 <input type="checkbox"/>	 <input type="checkbox"/>

Listening 3:

Listen and number .(1-3)


A





Listening 4:

Listen and circle :

1.



2.



3.



Reading:

Reading 1

Read and answer:

My name is Ali. I am seven years old. I am at the park. I can play football. I am wearing a blue T-shirt.

A: Choose Yes or No:

1	Ali is six years old.	yes	No
2	He can play football.	Yes	No
3	His T- shirt is red.	yes	No

B: Where is Ali? -----

Reading 2

Read and answer.

This is Mona. She has got long hair. She is at the beach. she can swim. she is wearing a hat.

A: Read and complete the sentences:

1	Mona has got -----hair.	short	long
2	She can -----.	swim	paint
3	Mona is wearing a -----.	jacket	hat

B: Where is Mona? -----




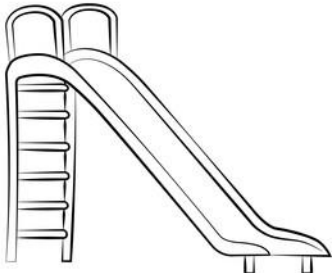
Reading 3

Read and match:

<p>Let's have fun.</p>	
<p>It is a rug.</p>	
<p>I can play basketball.</p>	
<p>This is a forest.</p>	

Reading 4

Circle the correct word.




	<p>A: mouth</p> <p>B: head</p>
	<p>A: hot</p> <p>B: cold</p>
	<p>A: shirt</p> <p>B: cap</p>
	<p>A: wardrobe</p> <p>B: slide</p>

Writing:

Writing 1

Look and write.

vet	hair	mop
-----	------	-----

1	It is a	
2	She has got long	
3	He is a	

Writing 2

Copy the sentence;

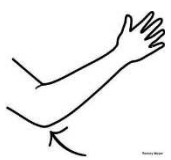


I have got toes .

Blank handwriting lines for copying the sentence.

Writing 3

Look and write;

shorts	arm	eyes
--------	-----	------

1	It is an	
2	I have got two	
3	These are my	

Writing 4

Dictation - Listen and write

1-

2-

3-

Listening Script

Question 1: Listen and Circle

The teacher says, listen and circle the correct picture;

1	I have got two ears.
2	It is a crocodile.
3	I can jump.

Question 2 : Listen and tick .

The teacher says, listen and tick the correct picture;

1	He is wearing a jacket.
2	There are two tigers.
3	It is a mug.

Question 3 : Listen and number.

The teacher says, listen and number the pictures (1-3);

1	I am at the bookshop.
2	She is at the beach.
3	He is at the zoo.

Question 4 : Listen and circle .

The teacher says, listen and circle the correct picture;

1	It is windy.
2	There are sandals.
3	It is a pen.

Dictation :

The teacher says,

1	hot
2	Pen
3	jeans