

شكراً لتحميلك هذا الملف من موقع المناهج القطرية



## اختبار تجريبي نهاية الفصل

[موقع المناهج](#) ← [المناهج القطرية](#) ← [المستوى الأول](#) ← [لغة انجليزية](#) ← [الفصل الأول](#) ← [الملف](#)

تاريخ نشر الملف على موقع المناهج: 07:11:46 2023-12-01

## التواصل الاجتماعي بحسب المستوى الأول



## روابط مواد المستوى الأول على تلغرام

[الرياضيات](#)

[اللغة الانجليزية](#)

[اللغة العربية](#)

[التربية الاسلامية](#)

## المزيد من الملفات بحسب المستوى الأول والمادة لغة انجليزية في الفصل الأول

[تدريبات دعم وإثراء محابة في الكتابة](#)

1

[تدريبات دعم وإثراء في الكتابة](#)

2

[تدريبات دعم وإثراء في القراءة محابة](#)

3

[تدريبات دعم وإثراء في القراءة](#)


4

[تدريبات دعم وإثراء الفرقان نهاية الفصل](#)

5


Look, read and circle.

1.




S                  Z

2




U                  Y

1.




B                  D

2




H                  G

1.




E                  I

2




M                  N

1.




V                  W

2




M                  N

1.




ring quilt

2.




lemon olive

1.




box vase

2.




window umbrella

1.




lion fox

2.




sofa bed

1.




pencil pen

2.




boy girl

1.



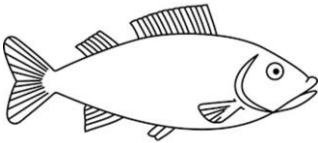
whale kangaroo

2.




goat horse

1.




ant fish

2.



Mr Mrs

1.




chair desk

2.




happy sad

1.







present table

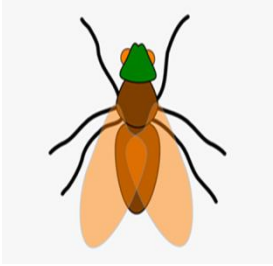




2.








kite umbrella

Look, read and circle (Yes or (No)).

1. 	It is a snake.	<b>Yes</b>	<b>No</b>
2. 	It is a goat .	<b>Yes</b>	<b>No</b>
3. 	It is a jacket.	<b>Yes</b>	<b>No</b>
4. 	It is a box.	<b>Yes</b>	<b>No</b>

<p>1.</p> 	<p>It is an insect.</p>	<p><b>Yes</b></p>	<p><b>No</b></p>
<p>2.</p> 	<p>It is a star .</p>	<p><b>Yes</b></p>	<p><b>No</b></p>
<p>3.</p> 	<p>It is lemon.</p>	<p><b>Yes</b></p>	<p><b>No</b></p>
<p>4.</p> 	<p>It is a rabbit.</p>	<p><b>Yes</b></p>	<p><b>No</b></p>
<p>5.</p> 	<p>It is big.</p>	<p><b>Yes</b></p>	<p><b>No</b></p>

<p>1.</p> 	<p>The ball is under the table.</p>	<p><b>Yes</b></p>	<p><b>No</b></p>
<p>2.</p> 	<p>It is a duck .</p>	<p><b>Yes</b></p>	<p><b>No</b></p>
<p>3.</p> 	<p>It is a big cake.</p>	<p><b>Yes</b></p>	<p><b>No</b></p>
<p>4.</p> 	<p>It is a chair.</p>	<p><b>Yes</b></p>	<p><b>No</b></p>
<p>5.</p> 	<p>It is short.</p>	<p><b>Yes</b></p>	<p><b>No</b></p>

-Read the text and answer the questions.

Iam Salem. Iam six. This is my parrot, Bob. It is red. My pencil is in my bag. My teacher Hassan is in the classroom.

-Circle the correct answer.

1. How old is Salem?

A. six

B. seven

2. What colour is the parrot?

A. red

B. white

3. Where is the teacher?

A. classroom

B. living room

-Read and write to complete the sentence.

4. Salem's pencil is in the -----.



Iam Huda. Iam seven. This is my bird, Len. It is yellow. This is my living room. Look ! The cat is on the sofa. My friend is Nora.

-Circle the correct answer.

1. How old is Huda?

A .six

B. seven

2. What colour is the bird?

A.blue

B. yellow

3. Where is the cat?

A.on the sofa

B. under the table

-Read and write to complete the sentence.

4. Huda's friend is -----.

**-Circle the correct answer.**

Iam Sara. Iam six. This is my classroom. It is big. This is teacher, Mrs Fatima. This is my pencil. It is black and yellow.

1. How old is Sara?

A. six

B. seven

2. How is the classroom?

A. big

B. small

3. Who is Sara's teacher?

A. Mrs Nora

B. Mrs Fatima

**-Read and write to complete the sentence.**

4. Sara's pencil is black and -----.

- Read and copy.

1. table


2. nine


1. teacher




2. friend


1. happy




2. present


- Look and write.

Goodbye      yoyo      stand up      book






desk      present      tall      parrot







- Look and write.

kitchen      bird      bed      moon




rubber      small      living room      sit down



- Look and write.


fish      sofa      pen      teacher

A.




\_\_\_\_\_

B.



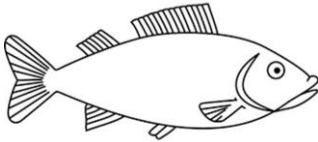
\_\_\_\_\_

C.



\_\_\_\_\_

D.



\_\_\_\_\_


sad      friend      come here      clap your hands

A.




\_\_\_\_\_

B.



\_\_\_\_\_

C.



\_\_\_\_\_

D.



\_\_\_\_\_

- Reorder and write a sentence.

is my This . classroom

\_\_\_\_\_

is a It . rabbit

\_\_\_\_\_

is He . happy

\_\_\_\_\_



is rubber It . a

\_\_\_\_\_



is She . short

\_\_\_\_\_

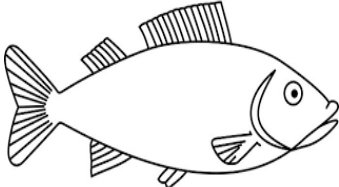

- Look and write.

A.	This is my -----.	
B.	It is a -----.	

- Look and write.



A.	This is my -----.	
B.	He is -----.	

- Look and write.



A.	This is my -----.	
B.	It is -----.	



**- Look and write.**

A.	This is my -----.	
B.	It is a -----.	

**- Look and write.**

A.	It is -----.	
B.	It is -----.	

كلمات الاملاء

cat

fish

pet

sofa

bed

six

happy

rabbit

small