

## شكراً لتحميلك هذا الملف من موقع المناهج القطرية



## مراجعة للوحدة الثالثة

[موقع المناهج](#) ⇨ [المناهج القطرية](#) ⇨ [المستوى الأول](#) ⇨ [لغة انجليزية](#) ⇨ [الفصل الثاني](#) ⇨ [الملف](#)

تاريخ نشر الملف على موقع المناهج: 15:31:34 2024-01-10

## التواصل الاجتماعي بحسب المستوى الأول



## روابط مواد المستوى الأول على تلغرام

[الرياضيات](#)

[اللغة الانجليزية](#)

[اللغة العربية](#)

[التربية الاسلامية](#)

## المزيد من الملفات بحسب المستوى الأول والمادة لغة انجليزية في الفصل الثاني

<a href="#">مراجعة للوحدة الخامسة</a>	1
<a href="#">اوراق عمل في الوحدة الخامسة والسادسة</a>	2
<a href="#">اوراق عمل اثرانية منتصف الفصل في الاستماع والقراءة والكتابة</a>	3
<a href="#">اختبار في القراءة والمفردات منتصف الفصل غير محاب</a>	4
<a href="#">اختبار منتصف الفصل غير محاب</a>	5



رؤيتنا: الريادة في توفير فرص تعلم دائمة ومبتكرة وذات جودة عالية للمجتمع القطري

**Early Years English Department / Grade 1**


**Remedial booklet (Module 3)**

**Second Semester -**



Name : ----- Grade: 1 / --

Complete the drawing and write your name:



My name is

My name is

My name is

# Write the English letters




A a



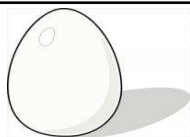
B b



C c



D d



E e



F f

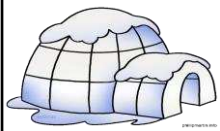


G g



H h

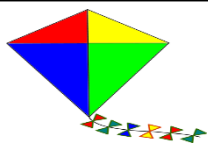
# Write the English letters



I i




J j



K k




L l




M m



N n



O o




P p



Q q

# Write the English letters



R r



S s



T t



U u



V v



W w



X x



Y y



Z z

Copy the numbers from 1-10

1

1

2

2

3

3

4

4

5

5

6

6

7

7

8

8







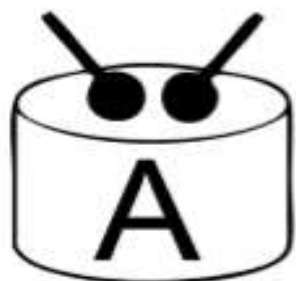
9

9

10









10

Draw a line to match each uppercase letter to its lowercase letter.
















Draw a line to match each uppercase letter to its lowercase letter.




Draw a line to match each uppercase letter to its lowercase letter.




# Count and circle the correct number



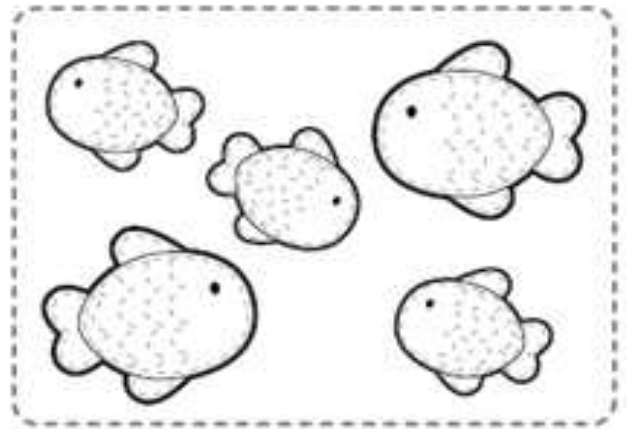
1 2 3 4 5 6




1 2 3 4 5 6



1 2 3 4 5 6



1 2 3 4 5 6




1 2 3 4 5 6




1 2 3 4 5 6

# Count and color according to numbers:

4



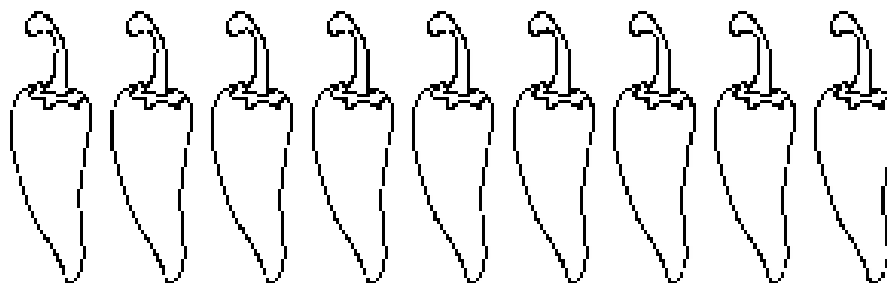
1



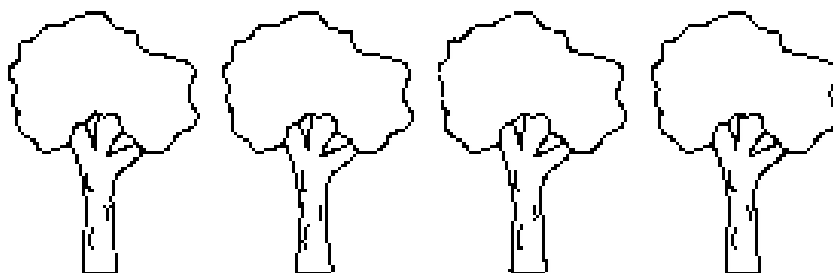
3



5



2



Count the pictures and circle the correct number.



8

6



4

2



1

7



9

6



2

5



8

4



8

6






4







3

Count the items and write in the







box:



Read and match.

	sad	
	hungry	
	big	
	happy	
	rabbit	
	thirsty	

Read and match.

	friends	
	small	
	present	
	tall	
	girl	
	boy	



Choose the correct answer



happy ( )

sad ( )



hungry ( )

thirsty ( )



small ( )

big ( )



tall ( )

short ( )



girl ( )

boy ( )



friend ( )

present ( )



fox ( )

rabbit ( )

10

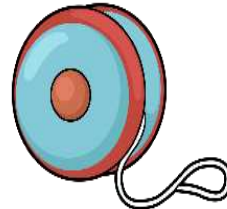
ten ( )

eight ( )

6

six ( )

box ( )



Yo-yo ( )

yellow ( )



mouse ( )

zebra ( )



Read and match.


1- happy



2- sad



3- hungry




4- big



5- girl



6- present




7-tall



Label the pictures .Use

sad - girl - boy - tall



Label the pictures .Use

happy - big - hungry - friend

