

شكراً لتحميلك هذا الملف من موقع المناهج القطرية



بنك أسئلة اختبار نهاية الفصل

[موقع المناهج](#) ⇨ [المناهج القطرية](#) ⇨ [المستوى الأول](#) ⇨ [لغة انجليزية](#) ⇨ [الفصل الأول](#) ⇨ [الملف](#)

تاريخ نشر الملف على موقع المناهج: 2023-11-26 16:31:39

التواصل الاجتماعي بحسب المستوى الأول



روابط مواد المستوى الأول على تلغرام

[الرياضيات](#)

[اللغة الانجليزية](#)

[اللغة العربية](#)

[التربية الاسلامية](#)

المزيد من الملفات بحسب المستوى الأول والمادة لغة انجليزية في الفصل الأول

بنك أسئلة اختبار نهاية الفصل	1
اختبار نهاية الفصل محاب	2
اختبار نهاية الفصل مدرسة الأندلس	3
امتحان وزاري منتصف الفصل	4
اوراق عمل منتصف الفصل	5



Bank of Questions
Speaking -Listening- Reading- Writing Exam
Academic Year 2023-2024

School Name:	
Grade:	One
Teacher's Name:	
Coordinator's Name:	
Specialist's Name:	
Exam Type:	Mid Semester <input type="checkbox"/> End Semester <input checked="" type="checkbox"/>
Skills	Speaking <input checked="" type="checkbox"/> Listening <input checked="" type="checkbox"/> Script <input checked="" type="checkbox"/> Oral Reading <input checked="" type="checkbox"/> Reading <input checked="" type="checkbox"/> Writing <input checked="" type="checkbox"/>
Module	<u>Alphabets</u> : M-F-D-G-O-L-B-Q-J-U-Y-W-V-Z
Title/s and Number/s:	<u>Module 3</u> : Song-Top Star 1-Comic 1 – Project. <u>Module 4</u> : Top Star 1 – Our World – Let's Play- Project – Enrichment.
Submission Date:	2023-9-21

Speaking:

Picture Description:

Resource Number	Question 1:
1	A. How many rubbers can you see? B. What colors are they?

Resource Number	Question 2:
2	A: What is this? It is a cat. B: Where is the cat? In the box. C: Where is the fish? In the kitchen\In the living room D: What Color is it? It is orange.

Resource Number	Question 3:
3	A: What is this? It is a pen \bag \ desk \fish \rabbit\bird. B: What colour is it? It is blue\ white \ red \ orange \green

Resource Number	Question 4:
4	Teacher shows the student a picture of a teacher and asks: *Who is she? This is my teacher.

Oral Questions

Question 1:

A: Hello, what is your name? My name is.....

B: How are you? Fine, Thanks.

C: How old are you? I am

Question 2:

Listen to the teacher and do the actions:

A. Stand up.

B. Sit down.

C. Clap your hands.

Question 3: T. asks the student:

A. Are you sad? Student answer: yes, I am, "or" No. I am not.

B. T. points to the giraffe and asks: Is it tall or short?

C. Can you count to 10.

Question 4:

A. Do you have a pet cat \fish \rabbit?

B. What colour is it?

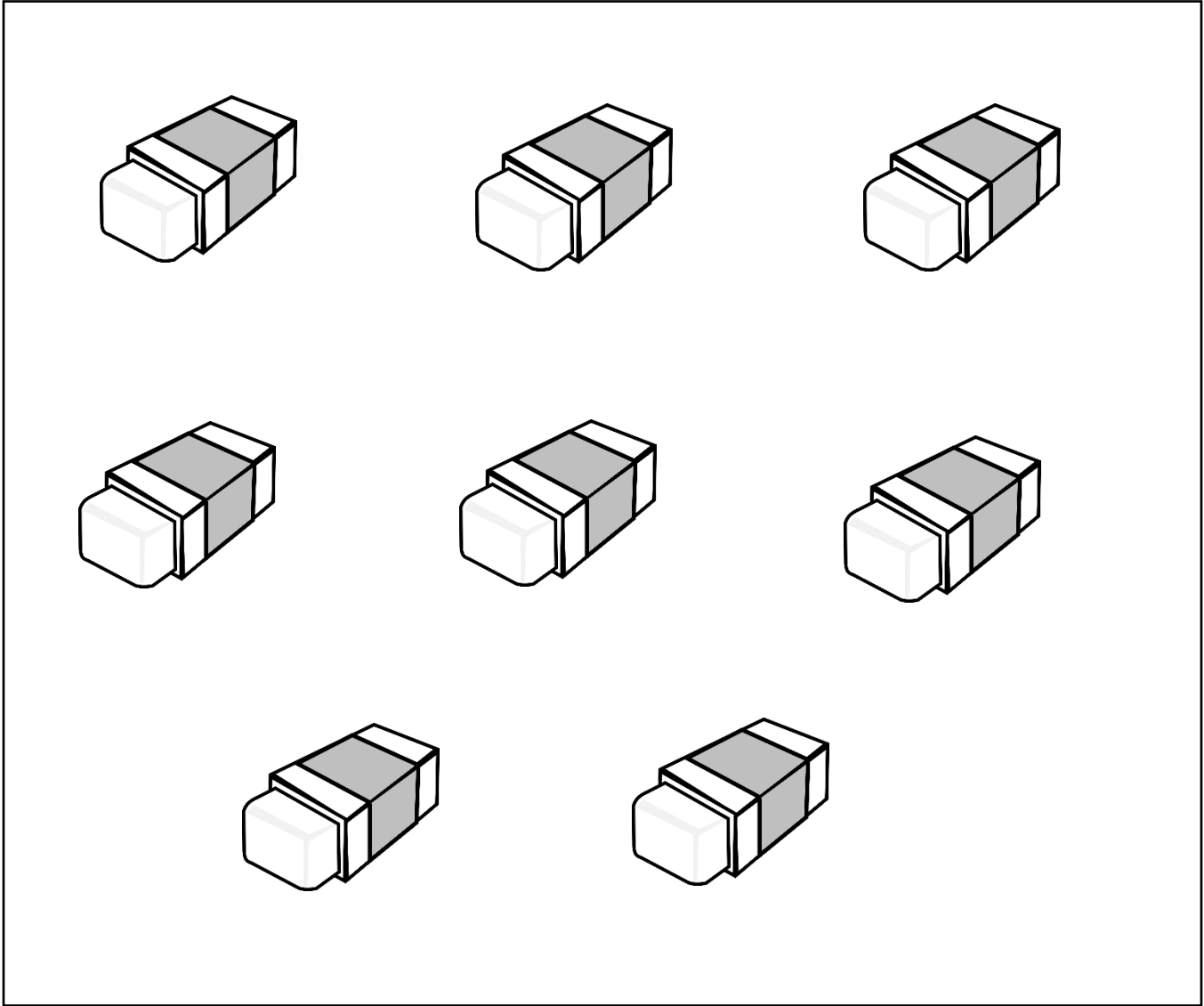
Oral Reading

Resource Number	Question 1:
1	<p>Students use the laminated sheet, resource 1. - <u>say the sound of the letter and point.</u></p> <p style="text-align: center;"> V T B Z </p>


Resource Number	Question 2:
2	<p>Students use the laminated sheet, resource 2 -<u>read the words.</u> queen - dog - ant - moon</p>

Resource Number	Question 3:
3	<p>Students use the laminated sheet, resource 3 - to <u>read the sentences.</u></p> <ul style="list-style-type: none"> • Under the bed. • It is a pen. • He is tall.

Resource 1: Picture Description



Resource 2: Picture Description



Resource:
Oral Reading

Recourse 1 (Alphabet awareness) Say the sounds:

V T B Z

Recourse 2 (Sight read familiar words):

queen ant
dog moon

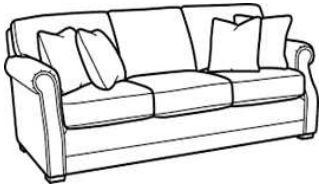
Recourse 3 (Reading Sentences):

- Under the bed.
- It is a pen.
- He is tall.

Listening:

Listening 1: Listen and number (1-3)

(A)









(B)



(C)



Listening 2: Listen and tick (✓)


 6	 8	 10
<input type="checkbox"/>	<input type="checkbox"/>	<input type="checkbox"/>
r	w	L
<input type="checkbox"/>	<input type="checkbox"/>	<input type="checkbox"/>
		
<input type="checkbox"/>	<input type="checkbox"/>	<input type="checkbox"/>

Listening 3: Listen and circle

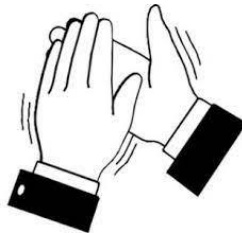
1.



2.






3.



Listening 4: Listen and circle:


1.



2.







3.







Reading:

Reading 1

A: Look, read and match:





1.		
2.		

B: Look, read and circle:

1. octopus		
2. whale		

Reading 2

A: Read and match:

<p>1. Sit down.</p>	
<p>2. She is happy.</p>	
<p>3. This is my bird.</p>	
<p>4. On the table.</p>	

Reading 3

Read then answer:

Hello, my name is Noor. I am 7 years old. I have a small pet. It is a fish. It is in the kitchen.







A: Read and circle (yes or No) :

1. Noor is 9 years old. (yes - No)
2. The pet is in the kitchen. (yes - No)

B: Read and write:

What pet does Noor have?

Reading 4

Read and circle:	
1. 	(chair - desk)
2. 	(one - five)
3. 	(pencil - present)
4. 	(sad - happy)

Writing:

Writing 1

Look and copy:


<u>book</u>	<u>green</u>
<u> </u>	<u> </u>

Writing 2


Look and write:

short - box - pencil

1. It is a -----.




2. He is -----.




Writing 3

Look and write:

1. This is my -----











2. It is a -----.



Writing 4

Write the capital letter:

Listening Script

Question 1: Listen and number	
The teacher says, "	
1	This is my parrot.
2	The rabbit is white.
3	The sofa is big.

Question 2: Listen and tick.	
The teacher says,	
1	I am 10 years old.
2	Letter L
3	2 apples

Question 3: Listen and circle.	
The teacher says,	
1	Hello, I am Mrs. Fatima.
2	The picture that starts with letter "V".
3	Clap your hands.

Question 4: Listen and circle.	
The teacher says,	
1	Goat.
2	The sound /qw/.
3	The picture that starts with letter "J".

